



Report
on
Status of RPO Compliance

For
FY 2024-25

1 Background

As per the “Forum of Regulator (Amendment) Rule, 2022”, dated 8th September 2022, the FOR has been entrusted with one of the additional responsibility/function of submitting an annual report on renewable purchase obligation (RPO) compliance.

The relevant extract of the Forum of Regulators (Amendment) Rule is reproduced below :-

*“4. **Functions of the FOR:-** The Forum shall discharge the following functions, namely :-*

Xxxx

....

*(c) **Monitoring of renewable purchase compliance** - (i) The compliance of targets, by each of the distribution licensees, captive consumption and consumers procuring power through open access, for purchase of electricity from renewable sources as determined by the Central Government or by State Commission, whichever is higher, in accordance with the provisions of the Act and rules, regulations, guidelines made thereunder.*

(ii) An annual report comprising data and analysis thereof for compliance of the targets for purchase from renewables shall be submitted to the Central Government by 31st May of next financial year.

....”

To fulfil this additional responsibility, FOR developed and disseminated a standardised format for collecting RPO compliance data from obligated entities via respective SERCs/JERCs.

The RPO compliance data vis-à-vis RCO Target specified by Ministry of Power (MoP) as well as respective SERCs was sought on quarterly basis from time to time during FY 2024-25.

Further, the Indian Wind Power (Northern Regional Council) Association has filed an Appeal No. OP No. 5 of 2023 before the Hon’ble APTEL regarding the RPO compliance of the obligated entities of various States. Hon’ble APTEL initiated proceedings in the matter, and vide its Order dated 9th April, 2025, directed FOR to submit the RPO compliance report for FY 2024-25.

In compliance to the aforesaid direction, the RPO compliance report containing data up to the third quarter of FY 2024-25 was submitted before the Hon’ble APTEL, as information for the fourth quarter was not available from most of SERCs at that time. Subsequently, the Hon’ble

APTEL, vide its Order dated 30th May, 2025, directed the SERCs to furnish information for all four quarters of the financial year.

In compliance of the above direction, the RPO compliance report for FY 2024-25 is being prepared based on the information received from various SERCs for complete FY 2024-25.

2 Preface

In response to the format circulated and subsequent follow-up and directions of the Hon'ble APTEL, responses have been received from the following SERCs/JERCs, which have been analysed in terms of the provisions of the Electricity Act, 2003, and Electricity Amendment Rules as amended from time to time.

1. Andhra Pradesh
2. Arunachal Pradesh
3. Assam
4. Bihar
5. Chhattisgarh
6. Delhi
7. Gujarat
8. Haryana
9. Himachal Pradesh
10. Jammu & Kashmir and Ladakh
11. JERC Goa and UTs
12. Jharkhand
13. Kerala
14. Karnataka
15. Madhya Pradesh
16. Maharashtra
17. Meghalaya
18. Mizoram
19. Nagaland
20. Odisha
21. Punjab
22. Rajasthan
23. Sikkim
24. Tamil Nadu
25. Telangana
26. Tripura
27. Uttar Pradesh

28. Uttarakhand

29. West Bengal

The replies received from the States/UTs are annexed as **Annexure-1**.

The data for the State of Manipur has not been received.

The Report compiles and analyses the Annual RPO Compliance data provided by the State/Joint Commissions. While some of the SERCs have submitted the compliance as per the RPO target specified by SERCs as well as the target specified by Ministry of Power (MoP) vide Notification dated 20.10.2023 as applicable to the obligated entities i.e. DISCOMs, Open Access Consumer and Captive User, few have submitted compliances only with respect to Regulations specified by the respective ERCs.

Abbreviation List

AEML-D	Adani Electricity Mumbai Limited - Distribution
AEML-SEEPZ	Adani Electricity Mumbai Limited - SEEPZ
APCPDCL	Andhra Pradesh Central Power Distribution Company Limited
APEPDCL	Andhra Pradesh Eastern Power Distribution Company Limited
APSPDCL	Andhra Pradesh Southern Power Distribution Company Limited
APTEL	Appellate Tribunal for Electricity
BEST	Brihanmumbai Electric Supply and Transport
BRPL	BSES Rajdhani Power Limited
BYPL	BSES Yamuna Power Limited
CPP	Captive Power Plant
CSPDCL	Chhattisgarh State Power Distribution Company Limited
DERC	Delhi Electricity Regulatory Commission
DHBVN	Dakshin Haryana Bijli Vitran Nigam
DISCOM/DISCOMs	Distribution Company/Distribution Companies
DRE	Distributed Renewable Energy
DVC	Damodar Valley Corporation
EON SEZ	EON Kharadi Special Economic Zone
ERC	Electricity Regulatory Commission
FOR	Forum of Regulators
FY	Financial Year
GDAM	Green Day Ahead Market
GEPL	Gigaplex Estate Private Limited
GIFT Power	Gujarat International Finance Tec-City Power Company
GTAM	Green Term Ahead Market
GUVNL	Gujarat Urja Vikas Nigam Limited
HCL	Hindustan Copper Limited
HPCL Biofuels	Hindustan Petroleum Corporation Limited Biofuels Limited
HPO	Hydro Purchase Obligation
IEX	Indian Energy Exchange
JBVNL	Jharkhand Bijli Vitran Nigam Limited
JERC	Joint Electricity Regulatory Commission
JKPCL	Jammu & Kashmir Power Corporation Limited
JNPA	Jawaharlal Nehru Port Authority
JPDCL	Jammu Power Distribution Corporation Limited
JSPL-D	Jindal Steel & Power Limited - Distribution
JUSCO	Tata Steel Utilities & Infrastructure Services Ltd.
KERC	Karnataka Electricity Regulatory Commission
KPDCL	Kashmir Power Distribution Corporation Limited
kWh	Kilowatt-hour
LPDD	Ladakh Power Development Department
MADC	Maharashtra Airport Development Company
MoP	Ministry of Power
MPIDC	Madhya Pradesh Industrial Development Corporation
MPPMCL	Madhya Pradesh Power Management Company Limited
MPSEZ	Mundra Port and Special Economic Zone

MSEDCL	Maharashtra State Electricity Distribution Company Limited
MU	Million Units
MWh	Megawatt-hour
NDMC	New Delhi Municipal Council
NERC	Nagaland Electricity Regulatory Commission
OA	Open Access
PSP	Pump Storage Project
Q/QTR	Quarter
RE	Renewable Energy
REC	Renewable Energy Certificate
RPO	Renewable Purchase Obligation
SBPDCL	South Bihar Power Distribution Company Limited
SERC	State Electricity Regulatory Commission
SEZ	Special Economic Zone
SHP	Small Hydro Projects
Solar RPO	Solar Renewable Purchase Obligation
TPC-D	Tata Power Company Limited - Distribution
TPDDL	Tata Power Delhi Distribution Limited
TPL	Torrent Power Limited
TSECL	Tripura State Electricity Corporation Limited
UHBVN	Uttar Haryana Bijli Vitran Nigam
UPCL	Uttarakhand Power Corporation Limited
UT	Union Territory
WHRB	Waste Heat Recovery Boiler
WPO	Wind Purchase Obligation
WPP	Wind Power Plant

3 RPO Data

Data Submission Status

The Section deals with the compilation of State wise actual RPO met vis-à-vis target specified in the notification dated 20.10.2023 by the Ministry of Power as well as target specified in the respective SERC RPO Regulations. The following table provides a summary of data submitted by all the SERCs.

S No.	Commission Name	MOP Target			SERC Target		
		DISCOM	Captive Users	OA Consumers	DISCOM	Captive Users	OA Consumers
1	Andhra Pradesh	YES	YES	YES	YES	YES	YES
2	Arunachal Pradesh	YES	NA	NA	YES	NA	NA
3	Assam	YES	-	-	YES	YES	YES
4	Bihar	-	-	-	YES	YES*	YES*
5	Chhattisgarh	YES	YES	YES	YES	YES	YES
6	Delhi	YES	YES	YES	YES	YES	YES
7	Gujarat	-	-	-	YES	YES	YES
8	Haryana	-	-	-	YES	YES	YES
9	Himachal Pradesh	-	-	-	YES	YES*	YES*
10	J&K and Ladakh	YES	-	-	YES	-	-
11	JERC GOA & UT	YES	-	-	YES	-	-
12	Jharkhand	-	-	-	YES	YES	YES
13	Karnataka	YES	-	-	YES	-	-
14	Kerala	YES	YES	YES	YES	YES	YES
15	Madhya Pradesh	YES	YES	YES	YES	YES	YES
16	Maharashtra	YES	YES	YES	YES	-	-
17	Manipur	-	-	-	-	-	-
18	Meghalaya	YES	YES	YES	YES	YES	YES
19	Mizoram	YES	-	-	YES	-	1-
20	Nagaland	-	-	-	YES	-	-
21	Odisha*	YES	-	-	-	YES	YES
22	Punjab	-	-	-	YES	YES	YES
23	Rajasthan	YES	YES	YES	YES	YES	YES
24	Sikkim	YES	-	-	YES	-	-
25	Tamil Nadu	YES	YES	YES	YES	YES	YES
26	Telangana	YES	YES	YES	YES	YES	YES
27	Tripura	-	-	-	YES	-	-
28	Uttar Pradesh	-	-	-	YES	YES	YES
29	Uttarakhand	YES	YES	YES	YES	YES	YES
30	West Bengal	-	-	-	YES	-	-

Note : (-) represents data not submitted for the Entity

NA means not applicable as no existing consumers

** Incomplete/Partial Data Submitted*

A graphical representation of State-wise DISCOM data is provided in the analysis section. However, the data for Open Access and Captive Users could not be presented graphically, as most of the ERCs did not furnish complete information in the prescribed format.

In cases where the ERCs have not submitted compliance details with respect to RCO/MoP targets, where ever possible data submitted in compliance to the State RPO Regulations has been considered to ascertain compliance.

3.1 Renewable Purchase Obligations (RPO) compliance for the State of Andhra Pradesh

- ❖ The State ERC of Andhra Pradesh has submitted RPO Compliance data vis-à-vis MoP and SERC Targets for DISCOMs, Open Access Consumer and Captive Users for the FY 2024-25. The RPO Compliance data as provided by the State Commission, is reproduced as under.

Actuals vis-à-vis MoP Target - DISCOMs

Wind RPO Compliance Statement										
			Target		Achievement					
Name of DISCOM	Financial Year	Actual Energy Consumption During the Year	WPO Target for Financial Year as stipulated by the MoP		Wind Energy Consumed	Excess HPO/Other RPO adjusted as allowed by MoP	Purchase of REC if in future allowed to meet WPO	Total (C+D+E)	Deficit/(Surplus) [1-2]	Whether MoP Targets Fulfilled
	FY	(A)	(B)	[1=A*B]	(C)	(D)	(E)	[2]	[3]	Yes/No
		(MU)	(%)	(MU)	(MU)	(MU)	(MU)	(MU)	(MU)	
APCPDCL	FY 2024-25	16698.15	0.67%	111.88	0	0	0	0	111.88	No
APEPDCL	FY 2024-25	28362.00	0.67%	190.03	0	0	0	0	190.03	No
APSPDCL	FY 2024-25	30003.38	0.67%	201.02	0	0	0	0	201.02	No

HPO RPO Compliance Statement											
			Target		Achievement						
Name of DISCOM	Financial Year	Actual Energy Consumption During the Year	HPO Target for Financial Year as stipulated by the MoP		Particulars	Hydro Energy Consumed	Excess WPO/Other RPO adjusted as allowed by MoP	Purchase of REC if in future allowed to meet HPO	Total (C+D+E)	Deficit/(Surplus) [1-2]	Whether MoP Targets Fulfilled
	FY	(A)	(B)	[1=A*B]		(C)	(D)	(E)	[2]	[3]	Yes/No
		(MU)	(%)	(MU)		(MU)	(MU)	(MU)	(MU)	(MU)	
APCPDCL	FY 2024-25	16698.15	0.38%	63.45	From Hydro Projects commissioned after the 31st March, 2024	0	0	0	0	63.45	No
APEPDCL	FY 2024-25	28362.08	0.38%	107.78		0	0	0	0	107.78	No
APSPDCL	FY 2024-25	30003.38	0.38%	114.01		0	0	0	0	114.01	No

Distributed Renewable Energy RPO Compliance Statement										
			Target		Achievement					
Name of DISCOM	Financial Year	Actual Energy Consumption During the Year	Distributed Renewable Energy Target for Financial Year as stipulated by the MoP		Particulars	Energy Consumed from DRE Sources	Deficit/(Surplus) [1-2]	Whether MoP Targets Fulfilled		
	FY	(A)	(B)	[1=A*B]		[2]	[3]	Yes/No		
		(MU)	(%)	(MU)		(MU)	(MU)			
APCPDCL	FY 2024-25	16698.15	1.50%	250.47	From renewable energy projects that	196.62	53.85	No		
APEPDCL	FY 2024-25	28362.08	1.50%	425.43		600.42	(174.99)	Yes		

APSPDCL	FY 2024-25	30003.38	1.50%	450.05	are less than 10 MW in size	556.21	(106.16)	Yes
---------	------------	----------	-------	--------	-----------------------------	--------	----------	-----

Other RPO Compliance Statement												
			Target		Achievement							
Name of DISCOM	Financial Year	Actual Energy Consumption During the Year	Other RPO Target for Financial Year as stipulated by MoP		Particulars	Solar	Wind	Hydro	Other	Total (C+D+E+F)	Deficit/(Surplus) [1-2]	Whether MoP Targets Fulfilled
	FY	(A)	(B)	[1=A*B]		(C)	(D)	(E)	(F)	[2]	[3]	Yes/No
		(MU)	(%)	(MU)		(MU)	(MU)	(MU)	(MU)	(MU)	(MU)	(MU)
APCPDCL	FY 2024-25	16698.15	27.35%	4566.94	From renewable energy projects commissioned before 1 st April 2024	251.59	0.00	0.00	4061.48	4313.07	253.87	No
APEPDCL	FY 2024-25	28362.08	27.35%	7757.03		2692.32	2500.44	1424.11	85.22	6702.10	1054.93	No
APSPDCL	FY 2024-25	30003.38	27.35%	8205.92		1569.55	3865.90	1538.23	97.05	7070.73	1135.19	No

Actuals vis-à-vis SERC Target - DISCOMs

RPO Compliance Statement											
			Target		Achievement						
Name	Financial Year	Actual Energy Consumption During the Year	RPO Target for the FY as stipulated by the State Commission Regulations/Order		Units consumed from Other Renewable Energy Sources	Units consumed from Other Sources of Renewable Energy for adjustment		REC Purchased to meet other RPO	Total of Units consumed and REC to meet Other RPO	Deficit/(Surplus)	Whether State Renewable Energy Targets Fulfilled
	FY	MU	%	MU	MU	Source of RE	MU	MU	MU	MU	Yes/No
		1	2	3=2*1	4		5	6	7=4+5+6	8=3-7	
APCPDCL	FY 2024-25	16698.15	20%	3339.63	4110.13	0	0	0	4110.13	(770.50)	Yes
APEPDCL	FY 2024-25	28362.07	20%	5672.41	7242.14	0	0	0	7242.14	(1569.73)	Yes
APSPDCL	FY 2024-25	30003.38	20%	6000.68	7626.95	0	0	0	7626.95	(1626.27)	Yes

Actuals vis-à-vis MoP Target - Open Access Consumer and Captive User

Wind RPO Compliance Statement											
			Target		Achievement						
Name	Financial Year	Actual Energy Consumption During the Year	WPO Target for Financial Year as stipulated by the MoP		Wind Energy Consumed	Excess HPO/Other RPO adjusted as allowed by MoP		Purchase of REC if in future	Total (C+D+E)	Deficit/(Surplus) [1-2]	Whether MoP Targets Fulfilled

							allowed to meet WPO			
	FY	(A)	(B)	[1=A*B]	(C)	(D)	(E)	[2]	[3]	Yes/No
		(MU)	(%)	(MU)	(MU)	(MU)	(MU)	(MU)	(MU)	
APCPDCL (OA and CU)	2024-25	338.29	0.67%	2.27	0.00	0.00	0.00	0.00	2.27	No
APEPDCL (OA and CU)	2024-25	5338.66	0.67%	35.77	0.00	1.91	0.00	1.91	33.86	No
APSPDCL (OA and CU)	2024-25	2803.95	0.67%	18.79	0.00	3.17	0.00	3.17	15.62	No

HPO RPO Compliance Statement

HPO RPO Compliance Statement											
			Target		Achievement						
Name	Financial Year	Actual Energy Consumption During the Year	HPO Target for Financial Year as stipulated by the MoP	Particulars	Hydro Energy Consumed	Excess WPO/Other RPO adjusted as allowed by MoP	Purchase of REC if in future allowed to meet HPO	Total (C+D+E)	Deficit/(Surplus) [1-2]	Whether MoP Targets Fulfilled	
	FY	(A)	(B)	[1=A*B]		(C)	(D)	(E)	[2]	[3]	
		(MU)	(%)	(MU)		(MU)	(MU)	(MU)	(MU)	(MU)	
APCPDCL (OA and CU)	2024-25	338.29	0.38%	1.29	From Hydro Projects commissioned after the 31st March, 2024	0.00	0.00	0.00	0.00	1.29	No
APEPDCL (OA and CU)	2024-25	5338.66	0.38%	20.29		0.00	1.11	0.00	1.11	19.18	No
APSPDCL (OA and CU)	2024-25	2803.95	0.38%	10.66		0.00	2.12	0.00	2.12	8.54	No

Distributed Renewable Energy RPO Compliance Statement

Distributed Renewable Energy RPO Compliance Statement									
			Target		Achievement				
Name	Financial Year	Actual Energy Consumption During the Year	Distributed Renewable Energy Target for Financial Year as stipulated by the MoP		Particulars	Energy Consumed from DRE Sources	Deficit/(Surplus) [1-2]		Whether MoP Targets Fulfilled
	FY	(A)	(B)	[1=A*B]		[2]	[3]		
		(MU)	(%)	(MU)		(MU)	(MU)		
APCPDCL (OA and CU)	2024-25	338.29	1.50%	5.07	From renewable energy projects that are less than 10 MW in size	319.63	(314.55)	Yes	
APEPDCL (OA and CU)	2024-25	5338.66	1.50%	80.08		78.91	1.17	No	
APSPDCL (OA and CU)	2024-25	2803.95	1.50%	42.06		195.43	(153.37)	Yes	

Other RPO Compliance Statement

			Target	Achievement
--	--	--	--------	-------------

Name	Financial Year	Actual Energy Consumption During the Year	Other RPO Target for Financial Year as stipulated by MoP		Particulars	Solar	Wind	Hydro	Other	Total (C+D+E+F)	Deficit/(Surplus) [1-2]	Whether MoP Targets Fulfilled
			(C)	(D)		(E)	(F)	[2]	[3]	Yes/No		
			(MU)	(%)		(MU)	(MU)	(MU)	(MU)	(MU)		
APCPDCL (OA and CU)	2024-25	338.29	27.35%	92.52	From renewable energy projects commissioned before 1 st April 2024	2.69	29.51	0.00	0.00	32.20	60.32	No
APEPDCL (OA and CU)	2024-25	5338.66	27.35%	1,460.12		95.19	93.07	6.10	239.51	433.87	1026.26	No
APSPDCL (OA and CU)	2024-25	2803.95	27.35%	766.88		308.10	87.32	0.00	0.00	395.41	371.47	No

Actuals vis-à-vis SERC Target - Open Access Consumer and Captive User

RPO Compliance Statement													
Name	Financial Year	Total Actual Energy Consumption During the Year	Energy Consumption from Distribution Licensee	Energy Consumption from Sources other than Distribution Licensee	Target		Achievement						Whether State Other RPO Targets Fulfilled
					Other RPO Target for the FY as stipulated by the State Commission Regulations/Order	Units consumed from Other Renewable Energy Sources	Units consumed from Other Sources of Renewable Energy for adjustment.	REC purchased to meet other RPO	Total of Units consumed and REC to meet Other RPO	Deficit/(Surplus)			
					%	MU	Source of RE	MU	MU	MU	MU	MU	
	FY	1	2	3=1-2	4	5=4*3	6		7	8	9=6+7+8	10=5-9	Yes/No
APCPDCL (OA and CU)	FY 2024-25	1211.27	872.98	338.29	20%	67.66	300.01		0	1.12	301.13	(233.47)	Yes
APEPDCL (OA and CU)	FY 2024-25	9059.93	3721.28	5338.66	20%	1067.73	512.83		0	125.92	638.75	428.98	No
APSPDCL (OA and CU)	FY 2024-25	5937.57	3133.62	2803.95	20%	560.79	1191.87		0	32.86	1224.72	(663.94)	Yes

3.2 Analysis of Renewable Purchase Obligations (RPO) compliance for the State of Andhra Pradesh

The RPO targets set by the Ministry of Power (MoP) for WPO, HPO, DRE and Other RPO Targets for FY 2024-25 were 0.67%, 0.38%, 1.5% and 27.35%, respectively. The RPO target specified by the State ERC in the “APEREC Renewable Power Purchase Obligation (Compliance by Purchase of Renewable Energy/Renewable Energy Certificates) Regulations, 2022” dated 29.09.2022 applicable for the FY 2024-25 was 20% on a consolidated basis.

The ERC has submitted RPO compliance data for FY 2024-25 vis-à-vis target specified by the MoP as well as SERC with respect to the State DISCOMs, Open Access Consumers and Captive Users.

Distribution Licensees

It is observed that as against the targets specified by the MoP, APEPDCL and APSPDCL in the FY 2024-25 were able to comply with only DRE Targets with a surplus of 174.99 MU and 106.16 MU respectively, while APCPDCL was not able to fulfil any of the category wise targets specified. The total RPO met by APCPDCL, APEPDCL and APSPDCL is 27.01%, 25.75% and 25.42% respectively which suggests on overall basis, all three DISCOMs fell short of the consolidated target of 29.91% specified by the MoP.

When compared to the target specified by the State ERCs as 20% on a consolidated basis, it is observed that APCPDCL (24.61%), APEPDCL (25.53%) and APSPDCL (25.42%) were able to fulfil the RPO Targets in FY 2024-25, with the surplus of 770.50 MU, 1569.73 MU and 1626.27 MU respectively.

Captive Users and Open Access Consumers

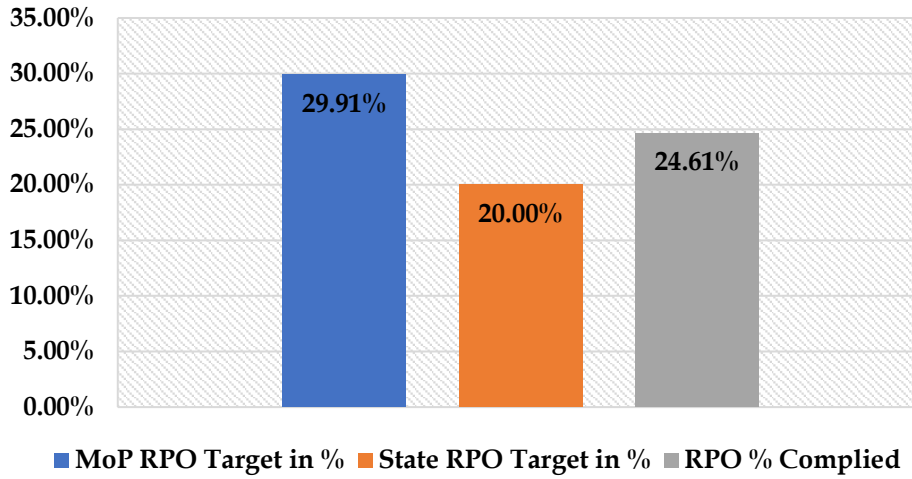
It is observed that as against the targets specified by the MoP, the Captive Users and Open Access (OA) Consumers of APCPDCL and APSPDCL were able to comply with only DRE Targets with a surplus of 314.55 MU and 153.37 MU but could not comply with other RPO Targets, while Captive and OA consumers of APEPDCL were not able to fulfil any of the category wise target specified.

When compared to the target specified by the State ERCs as 20% on a consolidated basis, it is observed that the Captive Users and Open Access Consumers of APCPDCL and APSPDCL were able to fulfil the consolidated RPO Targets in FY 2024-25, with the surplus of 233.47 MU and 663.94 MU respectively, while the Captive Users and Open Access Consumers of APEPDCL could fulfil only 9.66% as against the target of 20%.

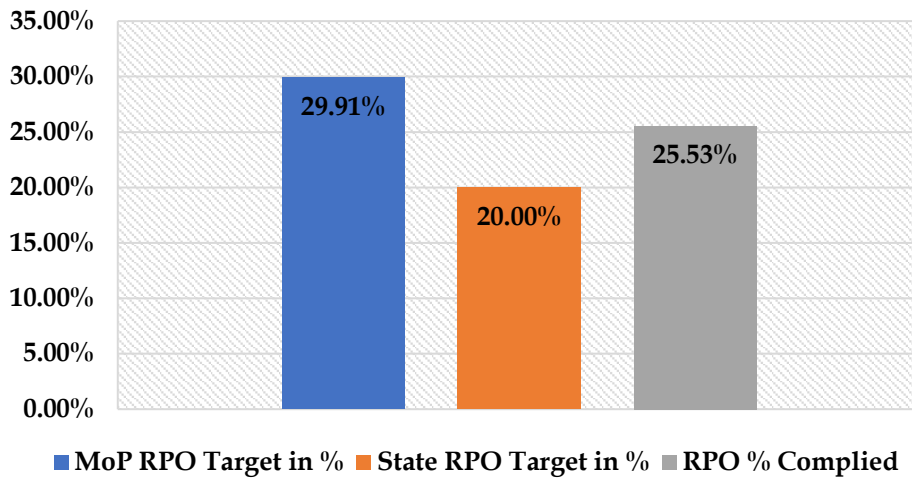
Graphical Representation of Compliance of DISCOMs

The graphical representation of the RPO compliance of State DISCOMs is shown below-

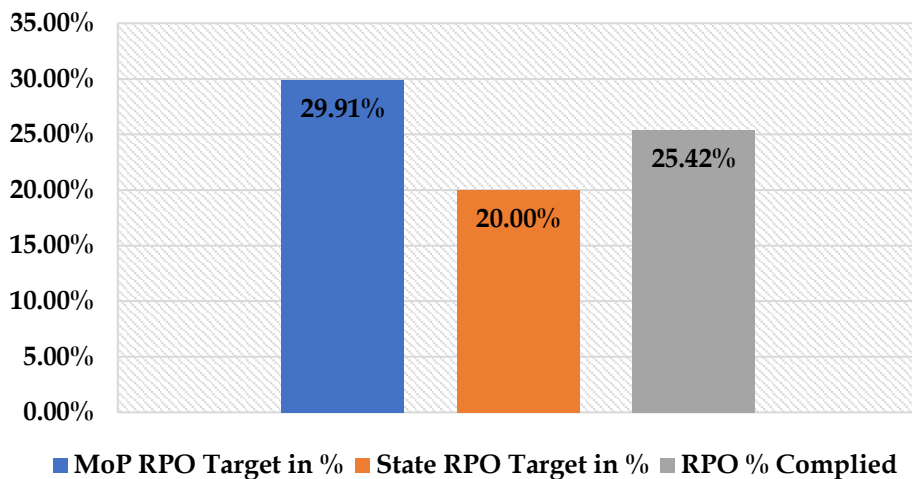
APCPDCL



APEPDCL



APSPDCL



3.3 Renewable Purchase Obligations (RPO) compliance for the State of Arunachal Pradesh

- ❖ As the RPO target specified by the State ERC of Arunachal Pradesh and MoP is the same, the ERC has submitted one common RPO Compliance data vis-à-vis MoP and SERC Targets for DISCOMs for the FY 2024-25. The ERC further stated that no OA and Captive Consumers existed during the said period. The RPO Compliance data as provided by the State Commission, is reproduced as under.

Actuals vis-à-vis MoP and SERC Target - DISCOM

Wind RPO Compliance Statement										
			Target		Achievement					
Name of DISCOM	Financial Year	Actual Energy Consumption During the Year	WPO Target for Financial Year as stipulated by the MoP		Wind Energy Consumed	Excess HPO/Other RPO adjusted as allowed by MoP	Purchase of REC if in future allowed to meet WPO	Total (C+D+E)	Deficit/(Surplus) [1-2]	Whether MoP Targets Fulfilled
	FY	(A)	(B)	[1=A*B]	(C)	(D)	(E)	[2]	[3]	Yes/No
		(MU)	(%)	(MU)	(MU)	(MU)	(MU)	(MU)	(MU)	
Department of Power, Arunachal Pradesh	2024-25	1244.20	0.67%	8.34	0	8.34	0	8.34	0.00	Yes

HPO RPO Compliance Statement											
			Target		Achievement						
Name of DISCOM	Financial Year	Actual Energy Consumption During the Year	HPO Target for Financial Year as stipulated by the MoP		Particulars	Hydro Energy Consumed	Excess WPO/Other RPO adjusted as allowed by MoP	Purchase of REC if in future allowed to meet HPO	Total (C+D+E)	Deficit/(Surplus) [1-2]	Whether MoP Targets Fulfilled
	FY	(A)	(B)	[1=A*B]		(C)	(D)	(E)	[2]	[3]	Yes/No
		(MU)	(%)	(MU)		(MU)	(MU)	(MU)	(MU)	(MU)	
Department of Power, Arunachal Pradesh	2024-25	1244.20	0.38%	4.73	From Hydro Projects commissioned after the 31st March, 2024	22.26	0	0	22.26	(17.53)	Yes

Distributed Renewable Energy RPO Compliance Statement										
			Target		Achievement					
Name of DISCOM	Financial Year	Actual Energy Consumption During the Year	Distributed Renewable Energy Target for Financial Year as stipulated by the MoP		Particulars	Energy Consumed from DRE Sources	Deficit/(Surplus) [1-2]	Whether MoP Targets Fulfilled		
	FY	(A)	(B)	[1=A*B*10^6]		[2]	[3]	Yes/No		

		(MU)	(%)	kWh		kWh	kWh	
Department of Power, Arunachal Pradesh	2024-25	1244.20	0.75%	9331522.50	From renewable energy projects that are less than 10 MW in size	66976368.20	(57644845.70)	Yes

Other RPO Compliance Statement

		Target			Achievement									
Name of DISCOM	Financial Year	Actual Energy Consumption During the Year	Other RPO Target for Financial Year as stipulated by MoP		Particulars	Solar	Wind	Hydro	Other (Please Specify)	Total (C+D+E+F)	Deficit/(Surplus) [1-2]	Whether MoP Targets Fulfilled		
			FY	(A)		(B)	[1=A*B]	(C)	(D)	(E)	(F)	[2]	[3]	Yes/No
				(MU)		(%)	(MU)	(MU)	(MU)	(MU)	(MU)	(MU)	(MU)	
Department of Power, Arunachal Pradesh	2024-25	1244.20	28.10%	349.62	renewable energy component met by energy produced from any renewable energy power project other than sources which complied for WPO, HPO and Distributed Renewable Energy (from all WPPs and Hydro Power Projects [including Pump Storage Projects (PSPs) and Small Hydro Projects (SHPs)], including free power, commissioned before the 1st April, 2024)		0.387		841.71	842.10	(492.48)	Yes		
					Excess of WPO and HPO to be adjusted as per MoP Order						0			
					Purchase of Renewable Energy Certificates						0			

Note - No Open Access Consumer and Captive Users are present in Arunachal Pradesh.

3.4 Analysis of Renewable Purchase Obligations (RPO) compliance for the State of Arunachal Pradesh

The RPO targets set by the Ministry of Power (MoP) for WPO, HPO, DRE and Other RPO Targets for FY 2024-25 were 0.67%, 0.38%, 0.75% and 28.10% respectively. The RPO Target specified by the State is same as that specified by the MoP.

As the targets specified by the SERC and MoP are the same, the ERC has submitted common RPO compliance data for FY 2024-25 with respect to the State DISCOMs. The SERC has further submitted that there were no Open Access Consumers and Captive Users in FY 2024-25.

Distribution Licensees

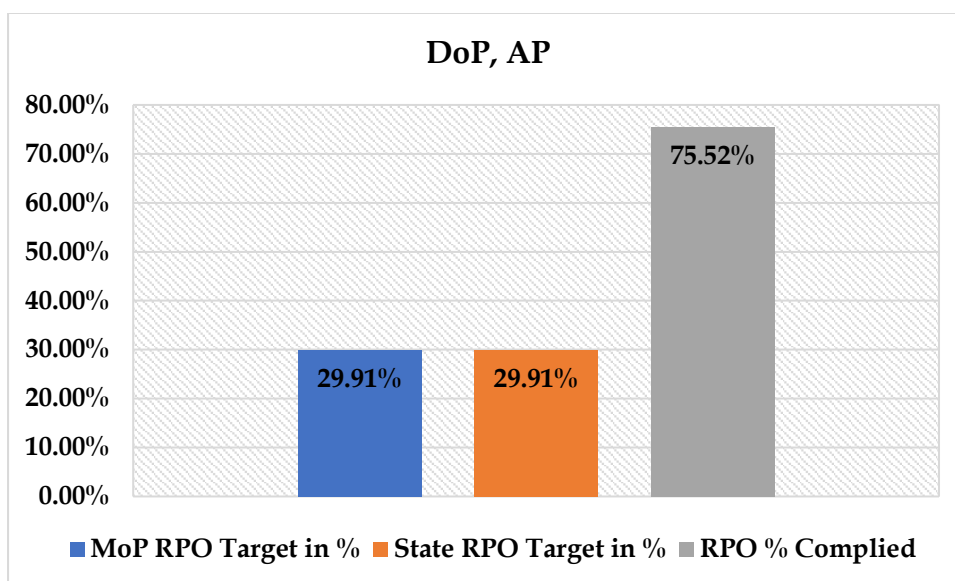
It is observed that as against the targets specified by the MoP and SERC, the State DISCOM in the FY 2024-25 was able to comply with WPO, HPO, DRE and Other RPO Targets with a surplus of 00.00 MU, 17.53 MU, 57.64 MU and 492.48 MU respectively. The total RPO met by the State DISCOM is 75.52% which also meets the overall compliance vis-à-vis the consolidated target of 29.91% specified by the MoP and SERC.

Captive Users and Open Access Consumers

As per the data provided, there are no Captive Users and Open Access Consumers.

Graphical Representation of Compliance of DISCOM

The graphical representation of the RPO compliance of State DISCOM is shown below-



3.5 Renewable Purchase Obligations (RPO) compliance for the State of Assam.

- ❖ As the RPO target specified by the State ERC of Assam and MoP is the same, the ERC has submitted one common RPO Compliance data vis-à-vis MoP and SERC Targets for DISCOM for FY 2024-25. The RPO data for Open Access Consumer and Captive Users for the FY 2024-25 is provided only as per the SERC Regulation. The RPO Compliance data as provided by the State Commission, is reproduced as under.

Actuals vis-à-vis MoP and SERC Target for DISCOM

Wind RPO Compliance Statement											
			Target		Achievement						
Name of DISCOM	Financial Year	Actual Energy Consumption During the Year	Wind RPO Target for the FY as stipulated by the State Commission Regulations/Order		Wind Energy Consumed	Units consumed from Other Sources of Renewable Energy for adjustment. If allowed by SERC		Purchase of REC if in future allowed to meet WPO	Total of Units consumed, and REC purchased to meet Wind RPO	Deficit/(Surplus)	Whether State Targets Fulfilled
	FY	MU	%	MU	MU	Source of RE	MU	MU	MU	MU	Yes/No
		1	2	3=2*1	4	Hydro	5	6	7=4+5+6	8=3-7	
APDCL	2024-25	10423.87	0.67%	70	0			0	0	70	No

* From Wind Sources meeting the qualification criteria

HPO Compliance Statement											
			Target		Achievement						
Name of DISCOM	Financial Year	Actual Energy Consumption During the Year	HPO Target for the FY as stipulated by the State Commission Regulations/Order		Hydro Energy Consumed	Units consumed from Other Sources of Renewable Energy for adjustment. If any		REC purchased to meet HPO	Total of Hydro Units consumed, and REC Purchased to meet HPO	Deficit/(Surplus)	Whether State Targets Fulfilled
	FY	MU	%	MU	MU	Source of RE	MU	MU	MU	MU	Yes/No
		1	2	3=2*1	4		5	6	7=4+5+6	8=3-7	
APDCL	2024-25	10423.87	0.38%	40	0		0	0	0	40	No

* From Hydro Sources meeting the qualification criteria

Distributed Renewable Energy (DRE) RPO Compliance Statement											
			Target		Achievement						
Name of DISCOM	Financial Year	Actual Energy Consumption During the Year	DRE Target for the FY as stipulated by the State Commission Regulations/Order		Units consumed from DRE Sources		Deficit/(Surplus)		Whether State DRE Targets Fulfilled		
	FY	MU	%	MU	MU		MU		Yes/No		
		1	2	3=2*1	4		5=3-4				
APDCL	2024-25	10423.87	0.75%	78.2	71		7.2		No		

Other RPO Compliance Statement

Other RPO Compliance Statement											
			Target		Achievement						
Name of DISCOM	Financial Year	Actual Energy Consumption During the Year	Other RPO Target for the FY as stipulated by the State Commission Regulations/Order		Units consumed from Other Renewable Energy Sources	Units consumed from Other Sources of Renewable Energy for adjustment		REC purchased to meet other RPO	Total of Units consumed and REC to meet Other RPO	Deficit/(Surplus)	Whether State Other Renewable Energy Targets Fulfilled
	FY	MU	%	MU	MU	Source of RE	MU	MU	MU	MU	Yes/No
		1	2	3=2*1	4		5	6	7=4+5+6	8=3-7	
APDCL	2024-25	10423.87	28.10%	2929.11	3535				3535	(605.89)	Yes

Actual vis-à-vis SERC Target for Open Access Consumer

Wind RPO Compliance Statement

Wind RPO Compliance Statement													
					Target		Achievement						
Name of OA Consumer	Financial Year	Total Energy Consumption from OA During the Year	Energy Consumption from Distribution Licensee	Energy Consumption from Sources other than Distribution Licensee	Wind RPO Target for the FY as stipulated by the State Commission Regulations/Order		Wind Energy Consumed	Units consumed from Other Sources of Renewable Energy for adjustment. If allowed by SERC, Please Specify	REC purchased to meet Wind RPO	Total of Units consumed, and REC purchased to meet Wind RPO	Deficit/(Surplus)	Whether State Targets Fulfilled	
	FY	MWHR	MWHR	MWHR	%	MWHR	MWHR	Source of RE	MWHR	MWHR	MWHR	MWHR	Yes/No
		1	2	3=1-2	4	5=4*3	6		7	8	9=6+7+8	10=5-9	
Alsthom Industries	2024-25	7574	-	7574	2.46%	186	0	0	0	0	0	186	No
Calcom Cement, Umrangshu	2024-25	7410	-	7410	2.46%	182	0	0	0	0	0	182	No
Calcom Cement, Sankardevnagar	2024-25	143.23	-	143.23	2.46%	4	0	0	0	0	0	4	No
Star Cement	2024-25	335.05	-	335.05	2.46%	8	0	0	0	10300	10300	(10292)	Yes

Please note that the Wind, Hydro and Other RPO percentages are as per AERC (RPO and its Compliance) Regulations'2010 Third Amendment 2021.

HPO Compliance Statement

HPO Compliance Statement													
					Target		Achievement						
Name of OA Consumer	Financial Year	Total Actual Energy Consumption from OA During the Year	Energy Consumption from Distribution Licensee	Energy Consumption from Sources other than Distribution Licensee	HPO Target for the FY as stipulated by the State Commission Regulations/Order	Hydro Energy Consumed	Units consumed from Other Sources of Renewable Energy for adjustment	REC purchased to meet HPO	Total of Hydro Units consumed, and REC Purchased to meet HPO	Deficit/(Surplus)	Whether State Targets Fulfilled		

	FY	MWHr	MWHr	MWHr	%	MWHr	MWHr	Source of RE	MWHr	MWHr	MWHr	MWHr	Yes/No
		1	2	3=1-2	4	5=4*3	6		7	8	9=6+7+8	10=5-9	
Alstom Industries	2024-25	7574		7574	1.08%	81.80	0	0	0	0	0	82	No
Calcom Cement, Umrangshu	2024-25	7410		7410	1.08%	80.03	0	0	0	0	0	80	No
Calcom Cement, Sankardevnagar	2024-25	143.23		143.23	1.08%	1.55	0	0	0	0	0	2	No
Star Cement	2024-25	335.05		335.05	1.08%	3.62	0	0	0	10300	10300	(10296)	Yes

Please note that the Wind, Hydro and Other RPO percentages are as per AERC (RPO and its Compliance) Regulations'2010 Third Amendment'2021.

Other RPO Compliance Statement													
					Target		Achievement						
Name of OA Consumer	Financial Year	Total Energy Consumption from OA During the Year	Energy Consumption from Distribution Licensee	Energy Consumption from Sources other than Distribution Licensee	Other RPO Target for the FY as stipulated by the State Commission/Order	Units consumed from Other Renewable Energy Sources	Units consumed from Other Sources of Renewable Energy for adjustment.	REC purchased to meet other RPO	Total of Units consumed and REC to meet Other RPO	Deficit/(Surplus)	Whether State Other Renewable Energy Targets Fulfilled		
	FY	MWHr	MWHr	MWHr	%	MWHr	MWHr	Source of RE	MWHr	MWHr	MWHr	MWHr	Yes/No
		1	2	3=1-2	4	5=4*3	6		7	8	9=6+7+8	10=5-9	
Alstom Industries	2024-25	7574		7574	26.37%	1997	639	0	0	0	639	1358	No
Calcom Cement, Umrangshu	2024-25	7410		7410	26.37%	1954	48261	0	0	0	48261	(46307)	Yes
Calcom Cement, Sankardevnagar	2024-25	143.23		143.23	26.37%	38	16055	0	0	0	16055	(16017)	Yes
Star Cement	2024-25	335.05		335.05	26.37%	88	0	0	0	10300	10300	(10212)	Yes

Please note that the Wind, Hydro and Other RPO percentages are as per AERC (RPO and its Compliance) Regulations'2010 Third Amendment'2021.

Actual vis-à-vis SERC Target for Captive Users

Wind RPO Compliance Statement											
			Target		Achievement						
Name	Financial Year	Actual Energy Consumption During the Year	WPO Target for Financial Year as stipulated by the MoP	Wind Energy Consumed	Excess HPO/Other RPO adjusted	Purchase of REC if in future allowed to meet WPO	Total (C+D+E)	Deficit/(Surplus) [1-2]	Whether SERC Targets Fulfilled		
	FY	(A)	(B)	[1=A*B]	(C)	(D)	(E)	[2]	[3]	Yes/No	
		(MU)	(%)	(MU)	(MU)	(MU)	(MU)	(MU)	(MU)		
Oil India Limited, Duliajan	2024-25**	70824	0.81%	574	0	0	0	0	574	NO	

Wind RPO Compliance Statement

Wind RPO Compliance Statement										
			Target		Achievement					
Name	Financial Year	Actual Energy Consumption During the Year	WPO Target for Financial Year as stipulated by the MoP		Wind Energy Consumed	Excess HPO/Other RPO adjusted	Purchase of REC if in future allowed to meet WPO	Total (C+D+E)	Deficit/(Surplus) [1-2]	Whether SERC Targets Fulfilled
	FY	(A)	(B)	[1=A*B]	(C)	(D)	(E)	[2]	[3]	Yes/No
		(MU)	(%)	(MU)	(MU)	(MU)	(MU)	(MU)	(MU)	

***The above Wind RPO Compliance is of 3 GEGs of Duliajan, OIL commissioned in the FY 2022-23. As per MoP Order No. 30/04/2018-R&R, dated 1st February' 2019, the Wind RPO has been pegged at the RPO level applicable in the year it was commissioned. The Wind target is as per AERC (RPO and its Compliance) Regulations'2010 (Third Amendment)'2021.*

HPO RPO Compliance Statement

HPO RPO Compliance Statement											
			Target		Achievement						
Name	Financial Year	Actual Energy Consumption During the Year	HPO Target for Financial Year		Particulars	Hydro Energy Consumed	Excess WPO/Other RPO adjusted as allowed by MoP	Purchase of REC if in future allowed to meet HPO	Total (C+D+E)	Deficit/(Surplus) [1-2]	Whether SERC Targets Fulfilled
	FY	(A)	(B)	[1=A*B]		(C)	(D)	(E)	[2]	[3]	Yes/No
		(MU)	(%)	(MU)		(MU)	(MU)	(MU)	(MU)	(MU)	
Oil India Limited, Duliajan	2024-25**	70824	0.35%	248	from HPs commissioned after the 31st March, 2024	0	0	0	0	248	NO

***The above Hydro RPO Compliance is of 3 GEGs of Duliajan, OIL commissioned in the FY 2022-23. As per MoP Order No. 30/04/2018-R&R, dated 1st February' 2019, the Hydro RPO has been pegged at the RPO level applicable in the year it was commissioned. The Hydro target is as per AERC (RPO and its Compliance) Regulations'2010 (Third Amendment)'2021.*

Other RPO Compliance Statement

Other RPO Compliance Statement																	
					Target					Achievement							
Name	Financial Year	Total Generation from Conventional Sources	Consumption from Distribution Licensee	Total Generation from Conventional Sources	Other RPO Target for Financial Year as stipulated by MoP					Particulars	Solar	Wind	Hydro	Other	Total (F+G+H+I)	Unfulfilled/(Surplus) [1-2]	Whether SERC Targets Fulfilled
	FY	(A)	(B)	(C) = (A)-(B)	(D) Solar	(E) Non Solar	[C*D]	[C*E]	1=TOTAL		(F)	(G)	(H)	(I)	[2]	[3]	Yes/No
		(MWhr)	(MWhr)	(MWhr)	(%)	(%)	(MWhr)	(MWhr)			(MWhr)	(MWhr)	(MWhr)	(MWhr)	(MWhr)	(MWhr)	(MWhr)
Oil India Limited,	3 GT'S OF OIL	2024-25**	19816	2086	1%	3%	21	63	4698	***	321		0		321	(67816)	Yes

Other RPO Compliance Statement

Name	Financial Year	Total Generation from Conventional Sources	Consumption from Distribution Licensee	Total Generation from Conventional Sources	Target					Achievement								
					Other RPO Target for Financial Year as stipulated by MoP					Particulars	Solar	Wind	Hydro	Other	Total (F+G+H+I)	Unfulfilled/ (Surplus) [1-2]	Whether SERC Targets Fulfilled	
					(D) Solar	(E) Non Solar	[C*D]	[C*E]	1=TOTAL		(F)	(G)	(H)	(I)	[2]	[3]	Yes/No	
(A)	(B)	(C) = (A)-(B)	(%)	(%)	(MWhr)	(MWhr)	(MWhr)	(MWhr)	(MWhr)	(MWhr)	(MWhr)	(MWhr)	(MWhr)	(MWhr)				
Duliajan (Name and Year of Commissioning)																		
		Duliajan and GTG 1, 2 OF OIL Moran, commissioned before 1.04.2016																
		GTG 3 OF OIL Moran, All GEGs/CEGs of Tengakhat, Jorhat, Sekoni, Noonmati; commissioned in FY 2017-18	25939.45		6327.96	4%	5%	253	316		Excess of WPO and HPO to be adjusted as per MoP Order					0		
		ALL 4 GEGs of STF, Madhuban; commissioned in FY 2020-21	4463		1093.5	7%	8%	77	87		Purchase of Renewable Energy Certificates	72193			72193			
		70824		16558.95	23.44%		3,881			Total								
Brahmaputra Cracker and Polymer Limited	2024-25	291207.5		291207.5	1%	3%	2912.08	8736.22	11648.30	***	8				8			
										Purchase of Renewable Energy	12593				12593	(953)	Yes	

Other RPO Compliance Statement

Name	Financial Year	Total Generation from Conventional Sources	Consumption from Distribution Licensee	Total Generation from Conventional Sources	Target					Achievement							
					Other RPO Target for Financial Year as stipulated by MoP					Particulars	Solar	Wind	Hydro	Other	Total (F+G+H+I)	Unfulfilled/ (Surplus) [1-2]	Whether SERC Targets Fulfilled
					(D) Solar	(E) Non Solar	[C*D]	[C*E]	1=TOTAL		(F)	(G)	(H)	(I)	[2]	[3]	Yes/No
	FY	(A)	(B)	(C) = (A)-(B)	(%)	(%)	(MWhr)	(MWhr)		(MWhr)	(MWhr)	(MWhr)	(MWhr)	(MWhr)	(MWhr)		
		(MWhr)	(MWhr)	(MWhr)	(%)	(%)	(MWhr)	(MWhr)									
										Certificates							
IOCL, Ghy Refinery	2024-25	89920		89920	1%	3%	899.2	2697.6	3596.8	***	941				941	2655.8	No
IOCL, Digboi	2024-25	104633		104633	1%	3%	1046.33	3138.99	4185.32	***	902				902	3283.32	No
IOCL, Bongaigaon Refinery	2024-25	135264.48		135264.48	1%	3%	1352.64	4057.93	5410.58	***	2203	29043			31246	(25835)	Yes
Numaligarh Refinery Limited	2024-25	295343.92		295343.92	1%	3%	2953.44	8860.32	11813.76	***	829				829	(9611)	Yes
										Purchase of Renewable Energy Certificates	20596				20596		
ONGC, Assam Asset	2024-25	114961		114961	1%	3%	1149.61	3448.83	4598.44	***	2749				2749	1849.44	No

***renewable energy component met by energy produced from any renewable energy power project other than sources which complied for WPO, HPO and Distributed Renewable Energy (from all WPPs and Hydro Power Projects [including Pump Storage Projects (PSPs) and Small Hydro Projects (SHPs)], including free power, commissioned before the 1st April, 2024)

**The RPO trajectories of the various generating units of Oil, Duliajan are pegged at different levels, as per the RPO levels applicable in the year they were commissioned. This is in accordance with the MoP Order No. 30/04/2018-R&R, dated 1st February' 2019.

-The RPO trajectories of the above generating units are pegged at 1% Solar and 3% Non-solar, as per the RPO levels applicable in the year they were commissioned. This is in accordance with the MoP Order No. 30/04/2018-R&R, dated 1st February' 2019. The above targets are as per AERC (RPO and its Compliance) Regulations' 2010 (Second Amendment)' 2017.

3.6 Analysis of Renewable Purchase Obligations (RPO) compliance for the State of Assam

The targets set by the Ministry of Power (MoP) for NE hilly States against WPO, HPO, DRE and Other RPO Targets for FY 2024-25 were 0.67%, 0.38%, 0.75% and 28.10% respectively. The RPO target specified by the State ERC in the “AERC (Renewable Purchase Obligation and its Compliance) Regulations, 2010 (Fourth Amendment), 2024 dated 24.03.2025, was in-line with the MoP Targets.

The ERC has submitted RPO compliance data for FY 2024-25 vis-à-vis target specified by MoP as well as SERC with respect to the State DISCOMs, whereas for Open Access Consumers and Captive Users, the RPO compliance is provided with respect to target specified by the SERCs.

Distribution Licensees

It is observed that as against the targets specified by the MoP and SERC, the State DISCOM (APDCL) in the FY 2024-25 was able to comply with only Other RPO Targets with a surplus of 605.89 MU. The total RPO met by the APDCL is 34.59% which suggests that on overall basis, the DISCOM complies with the consolidated target of 29.91% specified by the MoP and the SERC.

Open Access Consumers

It is observed that as against the targets specified by the SERC, out of four obligated entities, only Star Cement was able to fulfil all the targets set by the SERC. With reference to other three obligated entities, two were able to fulfil the Other RPO Target, whereas one obligated entity was not able to fulfil any of the category wise target specified.

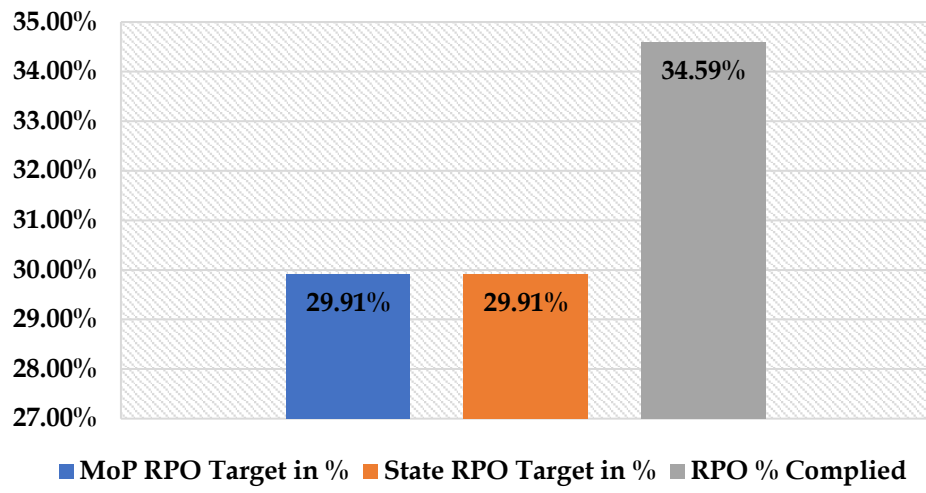
Captive Users

It is observed that the RPO target of the Captive Users are pegged at the level applicable in the year it was commissioned. From the data submitted it is observed that while specific category wise RPO target were not met some of the captive users were able to meet the some of the targets by purchase of REC.

Graphical Representation of Compliance of DISCOM

The graphical representation of the RPO compliance of State DISCOM is shown below-

APDCL



3.7 Renewable Purchase Obligations (RPO) compliance for the State of Bihar

- ❖ The State ERC of Bihar has submitted RPO Compliance data vis-à-vis SERC Targets for DISCOMs, Open Access Consumer and Captive Users for the FY 2024-25, whereas no data is provided with respect to MoP Target. The RPO Compliance data as provided by the State Commission, is reproduced as under.

Actuals vis-à-vis SERC Target - DISCOMs

Wind RPO Compliance Statement											
			Target		Achievement						
Name	Financial Year	Actual Energy Consumption During the Year	Wind RPO Target for the FY as stipulated by the State Commission Regulations/Order		Wind Energy Consumed	Units consumed from Other Sources of Renewable Energy for adjustment. If allowed by SERC, Please Specify		Purchase of REC if in future allowed to meet WPO	Total of Units consumed, and REC purchased to meet Wind RPO	Deficit/(Surplus)	Whether State Targets Fulfilled
	FY	MU	%	MU	MU	Source of RE	MU	MU	MU	MU	Yes/No
		1	2	3=2*1	4		5	6	7=4+5+6	8=3-7	
NBPDCL	2024-25	16793	2.46%	413.12	670.27				670.27	(257.15)	Yes
SBPDCL	2024-25	19734	2.46%	485.46	791.8				791.8	(306.34)	Yes

HPO Compliance Statement											
			Target		Achievement						
Name	Financial Year	Actual Energy Consumption During the Year	HPO Target for the FY as stipulated by the State Commission Regulations/Order		Hydro Energy Consumed	Units consumed from Other Sources of Renewable Energy for adjustment. If any, Please Specify		REC purchased to meet HPO	Total of Hydro Units consumed and REC Purchased to meet HPO	Deficit/(Surplus)	Whether State Targets Fulfilled
	FY	MU	%	MU	MU	Source of RE	MU	MU	MU	MU	Yes/No
		1	2	3=2*1	4		5	6	7=4+5+6	8=3-7	
NBPDCL	2024-25	16793	1.08%	181.36	181.36				181.36	0.00	Yes
SBPDCL	2024-25	19734	1.08%	213.13	213.13				213.13	0.00	Yes

Other RPO Compliance Statement											
			Target		Achievement						
Name	Financial Year	Actual Energy Consumption During the Year	Other RPO Target for the FY as stipulated by the State Commission Regulations/Order		Units consumed from Other Renewable Energy Sources	Units consumed from Other Sources of Renewable Energy for adjustment.		REC Purchased to meet other RPO	Total of Units consumed and REC to meet Other RPO	Deficit/(Surplus)	Whether State Other Renewable Energy Targets Fulfilled
	FY	MU	%	MU	MU	Source of RE	MU	MU	MU	MU	Yes/No
		1	2	3=2*1	4		5	6	7=4+5+6	8=3-7	
NBPDCL	2024-25	16793	26.37%	4428.32	2413.68				2413.68	2014.64	No

SBPDCL	2024-25	19734	26.37%	5203.93	3144.29			3144.29	2059.64	No
--------	---------	-------	--------	---------	---------	--	--	---------	---------	----

Actuals vis-à-vis SERC Target - Open Access Consumer and Captive User*

RPO Compliance status of Open Access and Captive User for FY 2024-25

Name of the Obligated Entity	Wind RPO Target for the FY as stipulated by the State Commission Regulations/Order in MUs	HPO RPO Target for the FY as stipulated by the State Commission Regulations/Order in MUs	Other RPO Target for the FY as stipulated by the State Commission Regulations/Order in MUs	Wind Energy Consumed	Hydro Energy Consumed	Units consumed from Other Renewable Energy Sources	Deficit/(Surplus) of Wind Energy in MUs	Deficit/(Surplus) of Hydro Energy in MUs	Deficit/(Surplus) of Other Renewable Energy in MUs
Shree Bihar Cement Ltd.	0.000	0.000	0.000	0.000	0.000	0.000	0.000	0.000	0.00
Shree New Bihar Cement Ltd.	0.000	0.000	0.000	0.000	0.000	0.000	0.000	0.000	0.00
Ultra Tech Cement Patliputra	0.001	0.001	0.035	0.000	0.000	21.247	0.001	0.001	(21.21)
East Central Railway	0.000	0.000	0.000	0.000	0.000	0.000	0.000	0.000	0.00
Bihar Distillers & Bottlers (P) Ltd., Devri, Arrah, Bihar	0.534	0.303	23.003	0.000	0.000	79.646	0.534	0.303	(56.64)
Harinagar Sugar Mills, West Champaran, Bihar-845103	0.103	0.058	4.414	0.000	0.000	12.920	0.103	0.058	(8.51)
HPCL Biofuels Limited, Lauriya, West Champaran, Bihar	0.097	0.056	4.264	0.000	0.000	11.755	0.097	0.056	(7.49)
HPCL Biofuels Limited, Sugauli	0.103	0.058	4.430	0.000	0.000	12.000	0.103	0.058	(7.57)
Magadh Sugar and Energy Limited unit: New Swadeshi Sugar Mills Nakatiganj	0.266	0.151	11.461	0.000	0.000	34.430	0.266	0.151	(22.97)
Magadh sugar and Energy Ltd. Unit Bharat Sugar Mills	0.114	0.065	4.895	0.000	0.000	9.406	0.114	0.065	(4.51)
Magadh Sugar and Energy Ltd. Unit Hasanpur SugarMill	0.086	0.049	3.713	0.000	0.000	11.800	0.086	0.049	(8.09)
Majaluia Sugar Industries (Formally known as Jay Shree Sugar) Majaluia , West Champaran Bihar-845454	0.087	0.049	3.752	0.000	0.000	12.903	0.087	0.049	(9.15)
Tirupati Sugar Mill Bagaha	0.199	0.113	8.549	0.000	0.000	28.907	0.199	0.113	(20.36)
Vishnu Sugar Mill	0.064	0.036	2.766	0.000	0.000	9.339	0.064	0.036	(6.57)

* Incomplete/partial data provided.

3.8 Analysis of Renewable Purchase Obligations (RPO) compliance for the State of Bihar

The RPO targets set by the Ministry of Power (MoP) for WPO, HPO, DRE and Other RPO Targets for FY 2024-25 were 0.67%, 0.38%, 1.5% and 27.35%, respectively. The State ERC in the “BERC (Renewable Purchase Obligation, its Compliance and REC Framework Implementation) Regulations, 2010 (Fourth Amendment) dated 26.06.2023, specified the WPO, HPO and Other RPO targets for FY 2024-25 as 2.46%, 1.08% and 26.37% respectively.

The ERC has submitted RPO compliance data for FY 2024-25 vis-à-vis target specified by SERC with respect to the State DISCOMs, Open Access Consumers and Captive Users. The ERC has not submitted the RPO compliance with respect to the MoP Target.

Distribution Licensees

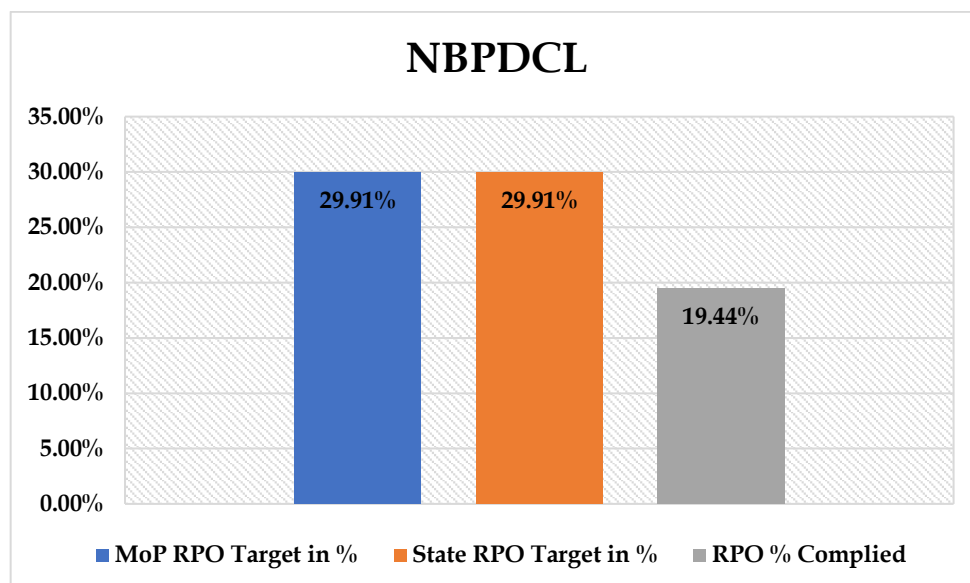
It is observed that as against the targets specified by the SERC, the Bihar Utilities i.e. NBPDCCL and SBPDCL in the FY 2024-25 was able to comply with Wind and HPO Targets but failed to fulfil Other RPO Target. The total RPO met by NBPDCCL and SBPDCL is 19.44% and 21.03% respectively which suggests on overall basis, all the DISCOMs fell short of the consolidated target of 29.91% specified by the State ERC.

Captive Users and Open Access Consumers

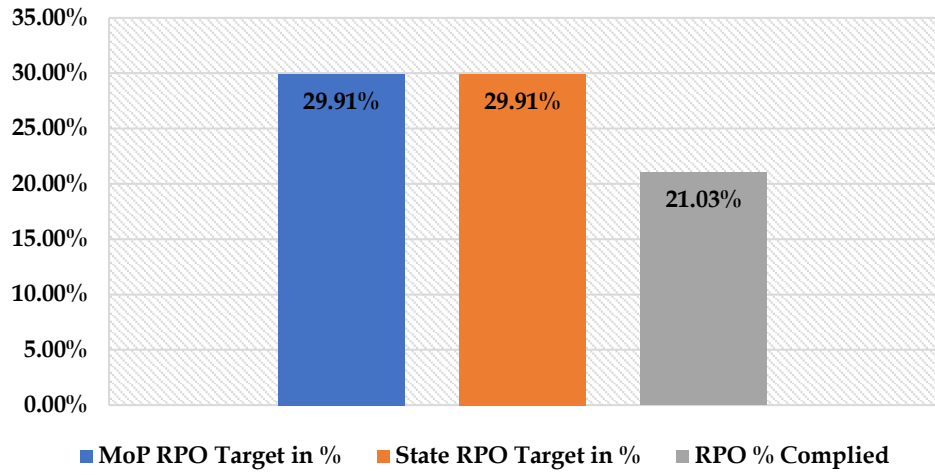
It is observed that as against the targets specified by the State, all the 14 nos. of Captive Users and Open Access (OA) Consumers were able to comply with the Other RPO Target and none of them were able to comply with the Wind and HPO Targets specified by the State.

Graphical Representation of Compliance of DISCOM

The graphical representation of the RPO compliance of the State DISCOM is shown below-



SBPDCL



3.9 Renewable Purchase Obligations (RPO) compliance for the State of Chhattisgarh

- ❖ The State ERC of Chhattisgarh has submitted RPO Compliance data vis-à-vis MoP and SERC Targets for DISCOMs and for Open Access Consumer and Captive Users for the FY 2024-25. The RPO Compliance data as provided by the State Commission, is reproduced as under.

Actuals vis-à-vis MoP Target - DISCOMs

Wind RPO Compliance Statement										
			Target		Achievement					
Name of DISCOM	Financial Year	Actual Energy Consumption During the Year	WPO Target for Financial Year as stipulated by the MoP		Wind Energy Consumed	Excess HPO/Other RPO adjusted as allowed by MoP	Purchase of REC if in future allowed to meet WPO	Total	Deficit/(Surplus)	Whether MoP Targets Fulfilled
	FY	(A)	(B)	[1=A*B]	(C)	(D)	(E)	[2]=(C+D+E)	[3]=[1-2]	Yes/No
		(MU)	(%)	(MU)	(MU)	(MU)	(MU)	(MU)	(MU)	
CSPDCL	2024-25	37108.55	0.67%	248.63	0	0	0	0	248.63	No
TEED	2024-25	158.87	0.67%	1.06	0	0	0	0	1.06	No
JSPL-D	2024-25	1295.83	0.67%	8.68	0	0	0	0	8.68	No

HPO RPO Compliance Statement											
			Target		Achievement						
Name of DISCOM	Financial Year	Actual Energy Consumption During the Year	HPO Target for Financial Year as stipulated by the MoP		Particulars	Hydro Energy Consumed	Excess WPO/Other RPO adjusted as allowed by MoP	Purchase of REC if in future allowed to meet HPO	Total	Deficit/(Surplus)	Whether MoP Targets Fulfilled
	FY	(A)	(B)	[1=A*B]		(C)	(D)	(E)	[2]	[3]	Yes/No
		(MU)	(%)	(MU)		(MU)	(MU)	(MU)	(MU)	(MU)	
CSPDCL	2024-25	37108.55	0.38%	141.012	From Hydro Projects commissioned after the 31st March, 2024	0	0	0	0	141.01	No
TEED	2024-25	158.87	0.38%	0.604		0	0	0	0	0.604	No
JSPL-D	2024-25	1295.83	0.38%	4.924		0	0	0	0	4.924	No

Distributed Renewable Energy RPO Compliance Statement										
			Target		Achievement					
Name of DISCOM	Financial Year	Actual Energy Consumption During the Year	Distributed Renewable Energy Target for Financial Year as stipulated by the MoP		Particulars	Energy Consumed from DRE Sources	Deficit/(Surplus)	Whether MoP Targets Fulfilled		
							[1-2]			

	FY	(A)	(B)	[1=A*B*10^6]		[2]	[3]	Yes/No
		(MU)	(%)	kWh		kWh	kWh	
CSPDCL	2024-25	37108.55	1.50%	556628250	From renewable energy projects that are less than 10 MW in size	0	556628250.00	No
TEED	2024-25	158.87	1.50%	2383050		0	2383050.00	No
J SPL-D	2024-25	1295.83	1.50%	19437450		0	19437450.00	No

Other RPO Compliance Statement

Name of DISCOM	Financial Year	Actual Energy Consumption During the Year	Target		Particulars	Achievement				Total	Deficit/(Surplus)	Whether MoP Targets Fulfilled
			Other RPO Target for Financial Year as stipulated by MoP	[1=A*B]		Solar	Wind	Hydro	Other	(C+D+E+F)	[1-2]	Yes/No
										[2]	[3]	
			FY	(A)		(B)	(MU)	(C)	(D)	(E)	(F)	[2]
	(MU)	(%)	(MU)	(MU)	(MU)	(MU)	(MU)	(MU)	(MU)			
CSPDCL	2024-25	37108.55	27.35%	10149.188	*renewable energy component met by energy produced from any renewable energy power project other than sources which complied for WPO, HPO and Distributed Renewable Energy (from all WPPs and Hydro Power Projects [including Pump Storage Projects (PSPs) and Small Hydro Projects (SHPs)], including free power, commissioned before the 1st April, 2024)	0	0	0	0	0	10149.19	No
					Excess of WPO and HPO to be adjusted as per MoP Order	0	0	0	0			
					Purchase of Renewable Energy Certificates	0	0	0	0			
					Total	0	0	0	0			
TEED	2024-25	158.87	27.35%	43.451	*renewable energy component met by energy produced from any renewable energy power project other than sources which complied for WPO, HPO and Distributed Renewable Energy (from all WPPs and Hydro Power Projects [including Pump Storage Projects (PSPs) and Small Hydro Projects (SHPs)], including free power, commissioned before the 1st April, 2024)	0	0	0	0	0	43.45	No
					Excess of WPO and HPO to be adjusted as per MoP Order	0	0	0	0			
					Purchase of Renewable Energy Certificates	0	0	0	0			
					Total	0	0	0	0			
J SPL-D	2024-25	1295.83	27.35%	354.410	*renewable energy component met by energy produced from any renewable energy power project other than sources which complied for WPO, HPO and Distributed Renewable Energy (from all WPPs and Hydro Power Projects [including Pump Storage Projects (PSPs) and Small Hydro Projects (SHPs)], including free power, commissioned before the 1st April, 2024)	0	0	0	0	0	354.41	No
					Excess of WPO and HPO to be adjusted as per MoP Order	0	0	0	0			
					Purchase of Renewable Energy Certificates	0	0	0	0			
					Total	0	0	0	0			

Other RPO Compliance Statement

		Target			Achievement									
Name of DISCOM	Financial Year	Actual Energy Consumption During the Year	Other RPO Target for Financial Year as stipulated by MoP		Particulars	Solar	Wind	Hydro	Other	Total	Deficit/(Surplus)	Whether MoP Targets Fulfilled		
			(B)	[1=A*B]						(C+D+E+F)	[1-2]			
			(A)	(MU)						(C)	(D)	(E)	(F)	[2]
		(MU)	(%)	(MU)	(MU)	(MU)	(MU)	(MU)	(MU)	(MU)				
					Total					0	0	0	0	

Actuals vis-à-vis SERC Target - DISCOMs

Wind RPO Compliance Statement

		Target			Achievement									
Name of DISCOM	Financial Year	Actual Energy Consumption During the Year	Wind RPO Target for the FY as stipulated by the State Commission Regulations/Order		Wind Energy Consumed	Units consumed from Other Sources of Renewable Energy for adjustment. If allowed by SERC, Please Specify		Purchase of REC if in future allowed to meet WPO	Total of Units consumed and REC purchased to meet Wind RPO	Deficit/(Surplus)	Whether State Targets Fulfilled			
			2	3=2*1		Source of RE	MU					MU	MU	MU
			1	4		5	6					7=4+5+6	8=3-7	Yes/No
CSPDCL	2024-25	37108.55	2.46%	229.33	196.62	-	0	0	196.62	32.71	No			
TEED	2024-25	158.87	2.46%	0.87	0	Co-gen. Power	0.96	0	0.96	(0.09)	Yes			
JSPL-D	2024-25	1295.83	2.46%	8.584	0	-	0	0	0	8.58	No			

HPO Compliance Statement

		Target			Achievement								
Name	Financial Year	Actual Energy Consumption During the Year	HPO Target for the FY as stipulated by the State Commission Regulations/Order		Hydro Energy Consumed	Units consumed from Other Sources of Renewable Energy for adjustment. If any		REC purchased to meet HPO	Total of Hydro Units consumed, and REC Purchased to meet HPO	Deficit/(Surplus)	Whether State Targets Fulfilled		
			%	MU		Source of RE	MU					MU	MU
			2	3=2*1		4	5					6	7=4+5+6
CSPDCL	2024-25	37108.55	1.08	400.772	20.33	-	0	0	20.33	380.44	No		
TEED	2024-25	158.87	1.08	1.716	0	Co-gen. Power	3.46	0	3.46	(1.74)	Yes		
JSPL-D	2024-25	1295.83	1.08	13.995	0	-	0	0	0	13.99	No		

Distributed Renewable Energy (DRE) RPO Compliance Statement

NAME: Name of Distribution Licensee						
Financial Year	Actual Energy Consumption During the Year	DRE Target for the FY as stipulated by the State Commission Regulations/Order		Units consumed from DRE Sources	Deficit/ (Surplus)	Whether State DRE Targets Fulfilled
FY	MU	%		kWh	kWh	Yes/No
	1	2		4	5=3-4	
2024-25	Nil	Nil		Nil	Nil	Nil

Other RPO Compliance Statement

Name	Financial Year	Actual Energy Consumption During the Year	Target		Achievement						Whether State Other Renewable Energy Targets Fulfilled
			Other RPO Target for the FY as stipulated by the State Commission Regulations/Order		Units consumed from Other Renewable Energy Sources	Units consumed from Other Sources of Renewable Energy for adjustment		REC Purchased to meet other RPO	Total of Units consumed and REC to meet Other RPO	Deficit/ (Surplus)	
			FY	MU	%	MU	MU	Source of RE	MU	MU	
	1	2	3=2*1	4		5	6	7=4+5+6	8=3-7		
CSPDCL	2024-25	37108.55	26.37%	9785.52	3935.04		0	0	3935.04	5850.48	No
TEED	2024-25	158.87	26.37%	41.89	0	Co-gen. Power	9.35	0	9.35	32.54	No
JSPL-D	2024-25	1295.83	26.37%	341.71	0	-	0	0	0	341.71	No

Actuals vis-à-vis MoP Target - Open Access and Captive Users

Wind RPO Compliance Statement

Name	Financial Year	Total Consumption	Consumption from Distribution Licensee	Consumption from Sources other than Distribution Licensee	Target		Achievement					
					WPO Target for Financial Year as stipulated by MoP		Wind Energy Consumed	Excess HPO/Other RPO adjusted as allowed by MoP	Purchase of REC if in future allowed to meet WPO	Total	Deficit/ (Surplus)	Whether MoP Wind Targets Fulfilled
					(A)	(B)	(C) = (A)-(B)	(D)	[1=C*D]	(E)	(F)	(G)
		(MU)	(MU)	(MU)		(MU)	(MU)	(MU)	(MU)	(MU)	(MU)	
Captive Users	2024-25	5431.31	0	5,431.31	0.67%	36.39	0	0	0	0	36.39	No

HPO RPO Compliance Statement

HPO RPO Compliance Statement													
					Target		Achievement						
Name	Financial Year	Total Consumption	Consumption from Distribution Licensee	Consumption from Sources other than Distribution Licensee	HPO for Financial Year as stipulated by MoP		Particulars	Hydro Energy Consumed	Excess WPO/Other RPO adjusted as allowed by MoP	Purchase of REC if in future allowed to meet HPO	Total	Deficit/(Surplus)	Whether MoP Hydro Targets Fulfilled
	FY	(A)	(B)	(C) = (A)-(B)	(D)	[1=C*D]		(E)	(F)	(G)	[2]=(E+F+G)	[3]=[1-2]	Yes/No
		(MU)	(MU)	(MU)	0.0038	(MU)		(MU)	(MU)	(MU)	(MU)	(MU)	
Captive Users	2024-25	5431.31	0	5,431.31	0.38%	20.64	from HPs commissioned after the 31st March, 2024	0	0	0	0	20.64	No

Distributed Renewable Energy RPO Compliance Statement

Distributed Renewable Energy RPO Compliance Statement										
					Target		Achievement			
Name	Financial Year	Total Consumption	Consumption from Distribution Licensee	Consumption from Sources other than Distribution Licensee	Distributed Renewable Energy Target for Financial Year as stipulated by MoP		Particulars	Energy Consumed from DRE Sources	Deficit/(Surplus)	Whether MoP DRE Targets Fulfilled
	FY	(A)	(B)	(C) = (A)-(B)	(D)	[1=C*D*10^6]		[2]	[3]=[1-2]	Yes/No
		(MU)	(MU)	(MU)		(kWh)		(kWh)	(kWh)	
Captive Users	2024-25	5431.31	0	5,431.31	1.50%	81469650.00	From renewable energy projects that are less than 10 MW in size	0	81469650.00	No

Other RPO Compliance Statement

Other RPO Compliance Statement														
					Target		Achievement							
Name	Financial Year	Total Consumption	Consumption from Distribution Licensee	Consumption from Sources other than Distribution Licensee	Other RPO Target for Financial Year as stipulated by MoP		Particulars	Solar	Wind	Hydro	Other	Total	Deficit/(Surplus)	Whether MoP DRE Targets Fulfilled
	FY	(A)	(B)	(C) = (A)-(B)	(D)	[1=C*D]		(E)	(F)	(G)	(H)	[2]=(E+F+G+H)	[3]=[1-2]	Yes/No
		(MU)	(MU)	(MU)		(MU)		(MU)	(MU)	(MU)	(MU)	(MU)	(MU)	
Captive Users	2024-25	5,431.31	0	5,431.31	27.35%	1485.46	renewable energy component met by energy produced from any renewable energy power project other than sources which complied for WPO, HPO and Distributed	0	0	0	0	0	1485.46	No

Other RPO Compliance Statement

Other RPO Compliance Statement														
Name	Financial Year	Total Consumption	Consumption from Distribution Licensee	Consumption from Sources other than Distribution Licensee	Target		Particulars	Achievement						Whether MoP DRE Targets Fulfilled
					Other RPO Target for Financial Year as stipulated by MoP			Solar	Wind	Hydro	Other	Total	Deficit/(Surplus)	
					(D)	[1=C*D]		(E)	(F)	(G)	(H)	[2]=(E+F+G+H)	[3]=[1-2]	
	FY	(A)	(B)	(C) = (A)-(B)				(E)	(F)	(G)	(H)	[2]=(E+F+G+H)	[3]=[1-2]	Yes/No
		(MU)	(MU)	(MU)		(MU)		(MU)	(MU)	(MU)	(MU)	(MU)	(MU)	
							Renewable Energy (from all WPPs and Hydro Power Projects [including Pump Storage Projects (PSPs) and Small Hydro Projects (SHPs)], including free power, commissioned before the 1st April, 2024)							
							Excess of WPO and HPO to be adjusted as per MoP Order	0	0	0	0			
							Purchase of Renewable Energy Certificates	0	0	0	0			
							Total	0	0	0	0			

Actuals vis-à-vis SERC Target - Open Access and Captive Users

Wind RPO Compliance Statement

Wind RPO Compliance Statement													
NAME: Captive Users													
Financial Year	Total Energy Consumption During the Year	Energy Consumption from Distribution Licensee	Energy Consumption from Sources other than Distribution Licensee	Wind RPO Target for the FY as stipulated by the State Commission Regulations/Order		Wind Energy Consumed	Units consumed from Other Sources of Renewable Energy for adjustment. If allowed by SERC, Please Specify		REC purchased to meet Wind RPO	Total of Units consumed and REC purchased to meet Wind RPO	Deficit/(Surplus)	Whether State Targets Fulfilled	
FY	MU	MU	MU	%	MU	MU	Source of RE	MU	MU	MU	MU	Yes/No	
	1	2	3=1-2	4	5=4*3	6		7	8	9=6+7+8	10=5-9		
2024-25	5431.3	0	5431.3	2.46%	133.61	0	WHRB power	133.62	0	133.62	-0.01	Yes	

HPO Compliance Statement

NAME: Captive Users

Financial Year	Total Actual Energy Consumption During the Year	Energy Consumption from Distribution Licensee	Energy Consumption from Sources other than Distribution Licensee	HPO Target for the FY as stipulated by the State Commission Regulations/Order		Hydro Energy Consumed	Units consumed from Other Sources of Renewable Energy for adjustment		REC purchased to meet HPO	Total of Hydro Units consumed and REC Purchased to meet HPO	Deficit/(Surplus)	Whether State Targets Fulfilled
				%	MU		Source of RE	MU				
FY	MU	MU	MU	4	5=4*3	6	7	8	9=6+7+8	10=5-9	Yes/No	
	1	2	3=1-2	4	5=4*3	6	7	8	9=6+7+8	10=5-9	Yes/No	
2024-25	5431.3	0	5431.31	1.08%	58.66	0	WHRB power	58.66	0	58.66	0.00	Yes

Distributed Renewable Energy (DRE) Compliance Statement

NAME: Name of OA Consumers/Captive Users

Financial Year	Total Actual Energy Consumption During the Year	Energy Consumption from Distribution Licensee	Energy Consumption from Sources other than Distribution Licensee	DRE Target for the FY as stipulated by the State Commission Regulations/Order		Units consumed from DRE Sources	Deficit/(Surplus)	Whether State DRE Targets Fulfilled
				%	kWh			
FY	MU	MU	MU	4	5=3*4*10^6	6	7=5-6	Yes/No
	1	2	3=1-2	4	5=3*4*10^6	6	7=5-6	Yes/No
2024-25	Nil	Nil	Nil	Nil	Nil	Nil	Nil	Nil

Other RPO Compliance Statement

NAME: Captive Users (Chhattisgarh)

Financial Year	Total Actual Energy Consumption During the Year	Energy Consumption from Distribution Licensee	Energy Consumption from Sources other than Distribution Licensee	Other RPO Target for the FY as stipulated by the State Commission Regulations/Order		Units consumed from Other Renewable Energy Sources	Units consumed from Other Sources of Renewable Energy for adjustment.		REC Purchased to meet other RPO	Total of Units consumed and REC to meet Other RPO	Deficit/(surplus)	Whether State Other Renewable Energy Targets Fulfilled
				%	MU		Source of RE	MU				
FY	MU	MU	MU	4	5=4*3	6	7	8	9=6+7+8	10=5-9	Yes/No	
	1	2	3=1-2	4	5=4*3	6	7	8	9=6+7+8	10=5-9	Yes/No	
2024-25	5431.3	0	5431.3	26.37%	1432.24	0	WHRB power	1432.24	0	1432.24	0.00	Yes

Note: Data pertains to 16 number of Open Access and Captive users

3.10 Analysis of Renewable Purchase Obligations (RPO) compliance for the State of Chhattisgarh

The targets set by MoP for WPO, HPO, DRE and Other RPO for FY 2024-25 were 0.67%, 0.38%, 1.5% and 27.35%, respectively. Further, as per the “Chhattisgarh State Electricity Regulatory Commission (Renewable Purchase Obligation and REC framework Implementation) Regulations, 2021” dated 20.10.2021, the WPO, HPO and Other RPO targets set by CSERC for FY 2024-25 for the DISCOMs were 2.46%, 1.08% and 26.37% respectively.

The ERC has submitted RPO compliance data for FY 2024-25 vis-à-vis target specified by MoP as well as SERC with respect to the State DISCOMs, Open Access Consumers and Captive Users.

Distribution Licensees

It is observed that as against the targets specified by the MoP, all the DISCOMs (CSPDCL, TEED & JSPL-D) was not able to fulfil any of the category wise target specified. The total RPO met by CSPDCL, TEED & JSPL-D is nil for all the DISCOMs.

When compared to the target specified by the State ERCs, it is observed that TEED was able to fulfil the Wind RPO and HPO Targets in FY 2024-25, whereas CSPDCL and JSPL-D was not able to fulfil any of the category wise target specified. The total RPO met by CSPDCL, TEED & JSPL-D is 11.19%, 8.67% and nil respectively.

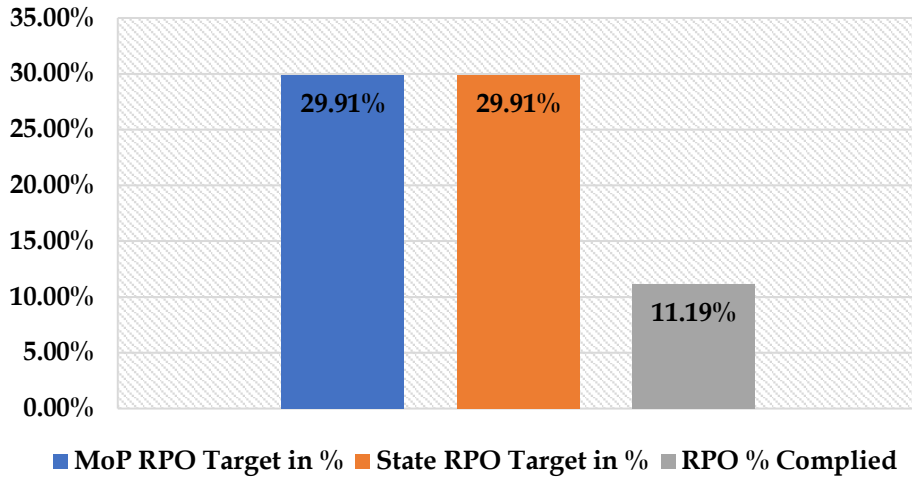
Captive Users and Open Access Consumers

It is observed that as against the targets specified by the MoP, the ERC has submitted the consolidated data for OA Consumers and Captive Users. Based on the data provided, it is observed that the OA Consumers and Captive Users, were not able to fulfil any of the category wise target specified, whereas when compared to the target specified by the State ERCs, OA Consumers and Captive Users complied with the Wind, HPO and Other RPO as specified by SERC.

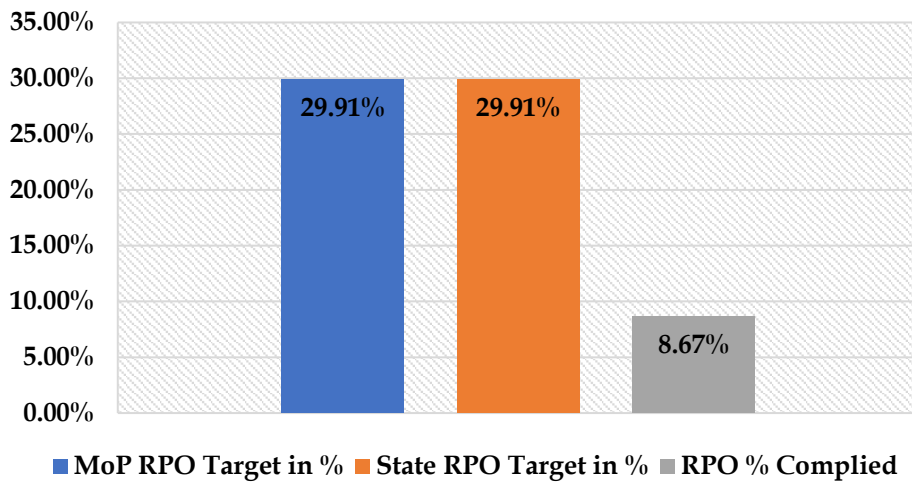
Graphical Representation of Compliance of DISCOM

The graphical representation of the RPO compliance of State DISCOM is shown below-

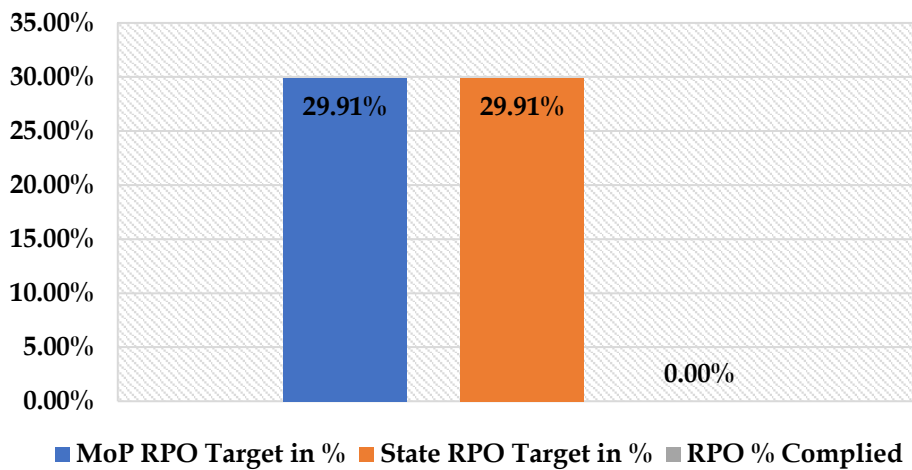
CSPDCL



TEED



JSPL-D



3.11 Renewable Purchase Obligations (RPO) compliance for Delhi

- ❖ The ERC of Delhi has submitted RPO compliance data for FY 2024-25 vis-à-vis target specified by the MoP as well as ERC with respect to the DISCOMs, Open Access Consumers and Captive Users. The RPO Compliance data as provided by the Commission, is reproduced as under.

Actuals vis-à-vis MOP DISCOM

Wind RPO Compliance Statement										
Name of DISCOM	Financial Year	Actual Energy Consumption During the Year	Target		Achievement					
			WPO Target for Financial Year as stipulated by the MoP		Wind Energy Consumed	Excess HPO/Other RPO adjusted as allowed by MoP	Purchase of REC if in future allowed to meet WPO	Total (C+D+E)	Deficit/(Surplus) [1-2]	Whether MoP Targets Fulfilled
	FY	(A)	(B)	[1=A*B]	(C)	(D)	(E)	[2]	[3]	Yes/No
		(MU)	(%)	(MU)	(MU)	(MU)	(MU)	(MU)	(MU)	
New Delhi Municipal Council (NDMC)	2024-25	1460.93	0.67%	9.79	0.00	0.00	0.00	0.00	9.79	No
TPDDL		10795.64	0.67%	72.33	0.00	72.00	0.00	72.00	0.33	No
BYPL		7497.28	0.67%	50.23	0.00	50.00	0.00	50.00	0.23	No
BRPL		14706.00	0.67%	98.53	0.00	0.00	0.00	0.00	98.53	No

HPO RPO Compliance Statement											
Name of DISCOM	Financial Year	Actual Energy Consumption During the Year	Target		Particulars	Achievement					
			HPO Target for Financial Year as stipulated by the MoP			Hydro Energy Consumed	Excess WPO/Other RPO adjusted as allowed by MoP	Purchase of REC if in future allowed to meet HPO	Total (C+D+E)	Deficit/(Surplus) [1-2]	Whether MoP Targets Fulfilled
	FY	(A)	(B)	[1=A*B]		(C)	(D)	(E)	[2]	[3]	Yes/No
		(MU)	(%)	(MU)		(MU)	(MU)	(MU)	(MU)	(MU)	
New Delhi Municipal Council (NDMC)	2024-25	1460.93	0.38%	5.55	From Hydro Projects commissioned after the 31st March, 2024	0.00	0.00	0.00	0.00	5.55	No
TPDDL		10795.64	0.38%	41.02	From Hydro Projects commissioned after the 31st March, 2024	606.54	(463.00)	0.00	143.54	(102.52)	Yes
BYPL		7497.28	0.38%	28.49	From Hydro Projects commissioned after the 31st March, 2024	0.00	28.00	0.00	28.00	0.49	No

HPO RPO Compliance Statement

HPO RPO Compliance Statement											
			Target		Achievement						
Name of DISCOM	Financial Year	Actual Energy Consumption During the Year	HPO Target for Financial Year as stipulated by the MoP		Particulars	Hydro Energy Consumed	Excess WPO/Other RPO adjusted as allowed by MoP	Purchase of REC if in future allowed to meet HPO	Total (C+D+E)	Deficit/(Surplus) [1-2]	Whether MoP Targets Fulfilled
	FY	(A)	(B)	[1=A*B]		(C)	(D)	(E)	[2]	[3]	Yes/No
		(MU)	(%)	(MU)		(MU)	(MU)	(MU)	(MU)	(MU)	
BRPL		14706.00	0.38%	55.88	From Hydro Projects commissioned after the 31st March, 2024	0.00	0.00	64.00	64.00	(8.12)	Yes

Distributed Renewable Energy RPO Compliance Statement

Distributed Renewable Energy RPO Compliance Statement									
			Target		Achievement				
Name of DISCOM	Financial Year	Actual Energy Consumption During the Year	Distributed Renewable Energy Target for Financial Year as stipulated by the MoP		Particulars	Energy Consumed from DRE Sources	Deficit/(Surplus) [1-2]	Whether MoP Targets Fulfilled	
	FY	(A)	(B)	[1=A*B*10^6]		[2]	[3]	Yes/No	
		(MU)	(%)	kWh		kWh	kWh		
New Delhi Municipal Council (NDMC)	2024-25	1,460.93	1.50%	21913950.00	From renewable energy projects that are less than 10 MW in size	15708812.19	6205137.81	No	
TPDDL		10795.64	1.50%	161934600.00	From renewable energy projects that are less than 10 MW in size	67250000.00	94684600.00	No	
BYPL		7497.28	1.50%	112459270.00	From renewable energy projects that are less than 10 MW in size	35255463.00	77203807.00	No	
BRPL		14706.00	1.50%	220590000.00	From renewable energy projects that are less than 10 MW in size	144940000.00	75650000.00	No	

Other RPO Compliance Statement

Name of DISCOM	Financial Year	Actual Energy Consumption During the Year	Target		Particulars	Achievement					Deficit/(Surplus) [1-2]	Whether MoP Targets Fulfilled
			Other RPO Target for Financial Year as stipulated by MoP			Solar	Wind	Hydro	Other (Please Specify)	Total (C+D+E+F)		
			(B)	[1=A*B]		(C)	(D)	(E)	(F)	[2]		
	FY	(A)	(B)	[1=A*B]	(C)	(D)	(E)	(F)	[2]	[3]	Yes/No	
		(MU)	(%)	(MU)	(MU)	(MU)	(MU)	(MU)	(MU)	(MU)		
New Delhi Municipal Council (NDMC)	2024-25	1460.93	27.35%	399.56	*renewable energy component met by energy produced from any renewable energy power project other than sources which complied for WPO, HPO and Distributed Renewable Energy (from all WPPs and Hydro Power Projects [including Pump Storage Projects (PSPs) and Small Hydro Projects (SHPs)], including free power, commissioned before the 1st April, 2024)	185.69	0.00	196.87	24.13	406.70	(7.13)	Yes
					Excess of WPO and HPO to be adjusted as per MoP Order	0.00	0.00	0.00	0.00			
					Purchase of Renewable Energy Certificates	0.00	0.00	0.00	0.00			
					Total	185.69	0.00	196.87	24.13			
TPDDL	2024-25	10795.64	27.35%	2952.61	***	670	135	948	262	2953.08	(0.47)	Yes
					Excess of WPO and HPO to be adjusted as per MoP Order				391			
					Purchase of Renewable Energy Certificates				547			
					Total	670	135	948	1200			
BYPL	2024-25	7497.28	27.35%	2050.51	***	614	474	655	85	2217.12	(166.61)	Yes
					Excess of WPO and HPO to be adjusted as per MoP Order							
					Purchase of Renewable Energy Certificates				390			
					Total	614	474	655	475			
BRPL	2024-25	14706.00	27.35%	4022.09	***	1538	978	1580	376	4535.69	(513.60)	Yes
					Excess of WPO and HPO to be adjusted as per MoP Order			0				
					Purchase of Renewable Energy Certificates	64						
					Total							

*** renewable energy component met by energy produced from any renewable energy power project other than sources which complied for WPO, HPO and Distributed Renewable Energy (from all WPPs and Hydro Power Projects [including Pump Storage Projects (PSPs) and Small Hydro Projects (SHPs)], including free power, commissioned before the 1st April, 2024)

Actuals vis-à-vis SERC DISCOM

Wind RPO Compliance Statement											
			Target		Achievement						
Name of DISCOM	Financial Year	Actual Energy Consumption During the Year	Wind RPO Target for the FY as stipulated by the State Commission Regulations/Order		Wind Energy consumed	Units consumed from Other Sources of Renewable Energy for adjustment. If allowed by SERC, Please Specify		REC purchased to meet Wind RPO	Total of Units consumed and REC Purchased to meet Wind RPO [4+5+6]	Deficit/(Surplus) [3-7]	Whether State wind Targets Fulfilled
	FY	[1]	[2]	[3=1*2]	[4]	Source of RE	[5]	[6]	[7]	[8]	Yes/No
		(MU)	%	(MU)	(MU)		(MU)	(MU)	(MU)	(MU)	
NDMC	2024-25	1460.93	2.46%	35.94	0.00	-	0.00	0.00	0.00	35.94	No
TPDDL	2024-25	10795.64	2.46%	265.57	0.00	Hydro	265.57	0.00	265.57	0.00	Yes.
BRPL	2024-25	14705.93	2.46%	361.77	429.81	-	0.00	0.00	429.81	(68.05)	Yes
BYPL	2024-25	7497.28	2.46%	184.43	308.41	-	0.00	0.00	308.41	(123.97)	Yes

HPO RPO Compliance Statement											
			Target		Achievement						
Name of DISCOM	Financial Year	Actual Energy Consumption During the Year	HPO RPO Target for the FY as stipulated by the State Commission Regulations/Order		Hydro Energy consumed	Units consumed from Other Sources of Renewable Energy for adjustment. If any, Please Specify		REC purchased to meet HPO	Total of Units consumed and REC Purchased to meet HPO [4+5+6]	Deficit/(Surplus) [3-7]	Whether State HPO Targets Fulfilled
	FY	[1]	[2]	[3=1*2]	[4]	Source of RE	[5]	[6]	[7]	[8]	Yes/No
		(MU)	%	(MU)	(MU)		(MU)	(MU)	(MU)	(MU)	
NDMC	2024-25	1460.93	1.08%	15.78	0.00	-	0.00	0.00	0.00	15.78	No
TPDDL	2024-25	10795.64	1.08%	116.59	606.50	---	0.00	0.00	606.50	(489.91)	Yes.
BRPL	2024-25	14705.93	1.08%	158.82	30.51	Wind	68.05	64.00	162.56	(3.73)	Yes
BYPL	2024-25	7497.28	1.08%	80.97	0.00	Wind	81.00	0.00	81.00	(0.03)	Yes

Other RPO Compliance Statement

Name of DISCOM	Financial Year	Actual Energy Consumption During the Year	Target		Achievement						
			Other RPO Target for the FY as stipulated by the State Commission Regulations/Order		Units consumed from Other Renewable Energy Sources	Units consumed from Other Sources of Renewable Energy for adjustment		REC Purchased to meet other RPO	Total of Units consumed and REC to meet Other RPO [4+5+6]	Deficit/(Surplus) [3-7]	Whether State Other Renewable Energy Targets Fulfilled
			[1]	[2]	[3=1*2]	[4]	Source of RE	[5]	[6]	[7]	[8]
	FY	(MU)	%	(MU)	(MU)		(MU)	(MU)	(MU)	(MU)	
NDMC	2024-25	1460.93	26.37%	385.25	406.70	-	0.00	0.00	406.70	(21.45)	Yes
TPDDL	2024-25	10795.64	26.37%	2846.81	2082.30	Hydro	218.00	547.00	2847.30	(0.49)	Yes
BRPL	2024-25	14705.93	26.37%	3877.95	4011.37	-	0.00	0.00	4011.37	(133.42)	Yes
BYPL	2024-25	7497.28	26.37%	1977.03	1554.09	Wind	33.00	390.00	1977.09	(0.05)	Yes

Actuals vis-à-vis MOP OA and Captive Users

Wind RPO Compliance Statement

DISCOM	Financial Year	Consumer	Total Consumption	Consumption from Distribution Licensee	Consumption from Sources other than Distribution Licensee	Target		Achievement					
						WPO Target		Wind Energy Consumed	Excess HPO/Other RPO adjusted as allowed by MoP	Purchase of REC if in future allowed to meet WPO	Total	Unfulfilled/ (Surplus)	Whether State Other Renewable Energy Targets Fulfilled
						For Financial Year as stipulated by MoP						as per MoP Target	
						(A)	(B)	(C) = (A)-(B)	(D)	[1=C*D]	(E)	(F)	(G)
	FY		(MU)	(MU)	(MU)	(%)	(MU)	(MU)	(MU)	(MU)	(MU)	(MU)	
TPDDL	2024-25	Max Hospital-Captive user	8.31	5.84	2.47	0.67%	0.02	0	0.02	0	0.02	0	Yes
		Crown Plaza-OA Consumer	6.57	2.46	4.11	0.67%	0.03	0	0.03	0	0.03	0	Yes
		DMRC-OA consumer	258.15	169.29	88.86	0.67%	0.6	0	0.6	0	0.6	0	Yes
BRPL*	2024-25	Sheraton New Delhi Hotel ITC Limited	11.79	5.71	6.08	0.67%	0.04	6.08			6.08	No certification from SNA	
		Vodafone Mobile Services Ltd-okhla	8.05	4.03	4.02	0.67%	0.03	7.08			7.08		
		Delhi International Airport Limited	467.37	239.48	227.88	0.67%	1.53	8.08			8.08		

Wind RPO Compliance Statement

DISCOM	Financial Year	Consumer	Total Consumption	Consumption from Distribution Licensee	Consumption from Sources other than Distribution Licensee	Target		Achievement					Whether State Other Renewable Energy Targets Fulfilled Yes/No
						WPO Target		Wind Energy Consumed	Excess HPO/Other RPO adjusted as allowed by MoP	Purchase of REC if in future allowed to meet WPO	Total	Unfulfilled/ (Surplus)	
	For Financial Year as stipulated by MoP					as per MoP Target							
	FY					(A)	(B)	(C) = (A)-(B)	(D)	[1=C*D]	(E)	(F)	
	(MU)	(MU)	(MU)	(%)	(MU)	(MU)	(MU)	(MU)	(MU)	(MU)	(MU)		
		Max Hostipal (Devki Devi Foundation)	8.93	7.65	1.28	0.67%	0.01	9.08			9.08		
		Max Super Speciality Hospital- West Block	7.73	5.84	1.89	0.67%	0.01	10.08			10.08		
		Select Infrastructure Pvt Limited	22.88	20.58	2.30	0.67%	0.02	11.08			11.08		
		Pacific Mall M/s DMRC Ltd.	20.63	14.77	5.87	0.67%	0.04	12.08			12.08		
		Wave Hospitality Pvt. Ltd	5.96	4.25	1.71	0.67%	0.01	13.08			13.08		
		Caddie Hotel	16.85	12.68	4.16	0.67%	0.03	14.08			14.08		
		Unison Hotel Pvt	10.1	7.31	2.80	0.67%	0.02	15.08			15.08		
		Bird Airport Hotel Pvt. Ltd	8.13	5.62	2.51	0.67%	0.02	16.08			16.08		
		Juniper Hotels Pvt. Ltd	18.59	13.07	5.51	0.67%	0.04	17.08			17.08		
		Indian Hotel Company Ltd	11.41	7.09	4.33	0.67%	0.03	18.08			18.08		
		CHL Limited	7.82	5.53	2.29	0.67%	0.02	19.08			19.08		
		Hyacinth Hotel Private Limited	6.11	4.69	1.42	0.67%	0.01	20.08			20.08		
		Pride Hotels	6.18	5.11	1.07	0.67%	0.01	21.08			21.08		
		Central Park Infra Dev Pvt Ltd	7.04	4.52	2.52	0.67%	0.02	22.08			22.08		
		Bharti Airtel 224	6.33	4.24	2.09	0.67%	0.01	23.08			23.08		
		Bharti Airtel 234	9.54	6.38	3.16	0.67%	0.02	24.08			24.08		
		DMRC Dwarka	98.63	72.58	26.04	0.67%	0.17	25.08			25.08		

Wind RPO Compliance Statement

DISCOM	Financial Year	Consumer	Total Consumption	Consumption from Distribution Licensee	Consumption from Sources other than Distribution Licensee	Target		Achievement					Whether State Other Renewable Energy Targets Fulfilled
						WPO Target		Wind Energy Consumed	Excess HPO/Other RPO adjusted as allowed by MoP	Purchase of REC if in future allowed to meet WPO	Total	Unfulfilled/ (Surplus)	
	For Financial Year as stipulated by MoP					(E)	(F)					(G)	(E+F+G)
	(D)							[1=C*D]	[1-2]	[3]	Yes/No		
FY	(A)	(B)	(C) = (A)-(B)	(%)	(MU)	(MU)	(MU)	(MU)	(MU)	(MU)	(MU)		
	(MU)	(MU)	(MU)	(%)	(MU)	(MU)	(MU)	(MU)	(MU)	(MU)	(MU)		
		DMRC Subhash Nagar / Palam	115.62	82.65	32.97	0.67%	0.22	26.08			26.08		
		DMRC Airport Line	51.32	38.31	13.02	0.67%	0.09	27.08			27.08		
		DMRC Mundka	36.75	24.71	12.04	0.67%	0.08	28.08			28.08		
		DMRC Chattarpur	103.7	74.75	28.95	0.67%	0.19	29.08			29.08		
		DMRC Sarita Vihar	79.33	58.66	20.67	0.67%	0.14	30.08			30.08		
		DMRC R K Puram / INA	114.87	85.82	29.05	0.67%	0.19	31.08			31.08		
		DMRC Kalka	46.03	34.49	11.55	0.67%	0.08	32.08			32.08		
		Aspen Buildtech	9.08	8.62	0.46	0.67%	0.00	33.08			33.08		
		Oak Infra, WM3, Asset 7	3.91	3.71	0.20	0.67%	0.00	34.08			34.08		
		Oak Infra, WM2, Asset 8	6.04	5.72	0.32	0.67%	0.00	35.08			35.08		
		Bharti Airtel Phase-1	3.99	2.68	1.32	0.67%	0.01	36.08			36.08		
		Vodafone (udyog Nagar)	7.73	4.30	3.44	0.67%	0.02	37.08			37.08		
		A B Hotels	8.91	6.55	2.36	0.67%	0.02	38.08			38.08		
		Delhi International Airport Limited-2	53.12	27.18	25.94	0.67%	0.17	39.08			39.08		
		Tata Communication Limited	18.62	9.35	9.27	0.67%	0.06	40.08			40.08		
BYPL	2024-25	Eros Grand Resorts & Hotels Pvt. Ltd.	4	2	2	0.67%	0.02	0	0.02	0	0.02	0	Yes
		Balaji Medical & Diagnostic Centre	8	6	3	0.67%	0.02	0	0.02	0	0.02	0	Yes
		Eros Resorts & Hotels Pvt. Ltd.	4	1	2	0.67%	0.02	0	0.02	0	0.02	0	Yes

Wind RPO Compliance Statement

DISCOM	Financial Year	Consumer	Total Consumption	Consumption from Distribution Licensee	Consumption from Sources other than Distribution Licensee	Target		Achievement					
						WPO Target		Wind Energy Consumed	Excess HPO/Other RPO adjusted as allowed by MoP	Purchase of REC if in future allowed to meet WPO	Total	Unfulfilled/ (Surplus)	Whether State Other Renewable Energy Targets Fulfilled
	For Financial Year as stipulated by MoP					(E+F+G)	as per MoP Target						
	FY					(A)	(B)	(C) = (A)-(B)	(D)	[1=C*D]	(E)	(F)	(G)
	(MU)	(MU)	(MU)	(%)	(MU)	(MU)	(MU)	(MU)	(MU)	(MU)			
		DMRC	226	133	94	0.67%	0.63	0	0.63	0	0.63	0	Yes
		B L Kapur Hospital	11.9	10.5	2	0.67%	0.01	0	0.01	0	0.01	0	Yes

Note: TPDDL- Units mentioned in (G) belongs to Other RPO Category.

BYPL-WPO Adjusted from surplus available in Other RPO category

BRPL-OA data as published by Delhi SLDC

** Date under review by ERC*

HPO RPO Compliance Statement

Financial Year	DISCOM	Consumer Name	Total Consumption	Consumption from Distribution Licensee	Consumption from Sources other than Distribution Licensee	HPO		Particulars	Hydro Energy Consumed	Excess WPO/Other RPO adjusted as allowed by MoP	Purchase of REC if in future allowed to meet HPO	Total	Unfulfilled/ (Surplus)								
						for Financial Year as stipulated by MoP							(E+F+G)	as per MoP Target							
						FY	(A)						(B)	(C) = (A)-(B)	(D)	[1=C*D]	(E)	(F)	(G)	[2]	[3]
							(MU)						(MU)	(MU)	(%)	(MU)	(MU)	(MU)	(MU)	(MU)	(MU)
2024-25	TPDDL	Max Hospital-Captive user	8.31	5.84	2.47	0.38%	0.01	from HPs commissioned after the 31st March, 2024	0	0.01	0	0.01	0								
2024-25		Crown Plaza-OA Consumer	6.57	2.46	4.11	0.38%	0.02	from HPs commissioned after the 31st March, 2024	0	0.02	0	0.02	0								
2024-25		DMRC-OA consumer	258.15	169.29	88.86	0.38%	0.34	from HPs commissioned after the 31st March, 2024	0	0.34	0	0.34	0								

HPO RPO Compliance Statement

Financial Year	DISCOM	Consumer Name	Total Consumption	Consumption from Distribution Licensee	Consumption from Sources other than Distribution Licensee	HPO		Particulars	Hydro Energy Consumed	Excess WPO/Other RPO adjusted as allowed by MoP	Purchase of REC if in future allowed to meet HPO	Total (E+F+G)	Unfulfilled/ (Surplus) as per MoP Target
						for Financial Year as stipulated by MoP							[1-2]
FY			(A)	(B)	(C) = (A)-(B)	(D)	[1=C*D]		(E)	(F)	(G)	[2]	[3]
			(MU)	(MU)	(MU)	(%)	(MU)		(MU)	(MU)	(MU)	(MU)	(MU)
2024-25	BRPL	Delhi International Airport Limited	467.37	239.48	227.88	0.38%	0.87	from HPs commissioned after the 31st March, 2024 - Not Confirmed as the no data has been certified by SNA	227.88			227.88	No certification from SNA
		Delhi International Airport Limited-2	53.12	27.18	25.94	0.38%	0.1		25.94			25.94	
		Vodafone Mobile Services Ltd-okhla	8.05	4.03	4.02	0.38%	0.02		0.00			0.00	
		Sheraton New Delhi Hotel ITC Limited	11.79	5.71	6.08	0.38%	0.02		0.00			0.00	
		Max Hospital (Devki Devi Foundation)	8.93	7.65	1.28	0.38%	0		0.00			0.00	
		Max Super Speciality Hospital- West Block	7.73	5.84	1.89	0.38%	0.01		0.00			0.00	
		Select Infrastructure Pvt Limited	22.88	20.58	2.30	0.38%	0.01		0.00			0.00	
		Pacific Mall M/s DMRC Ltd.	20.63	14.77	5.87	0.38%	0.02		0.00			0.00	
		Wave Hospitality Pvt. Ltd	5.96	4.25	1.71	0.38%	0.01		0.00			0.00	
		Caddie Hotel	16.85	12.68	4.16	0.38%	0.02		0.00			0.00	
		Unison Hotel Pvt	10.1	7.31	2.80	0.38%	0.01		0.00			0.00	
		Bird Airport Hotel Pvt. Ltd	8.13	5.62	2.51	0.38%	0.01		0.00			0.00	
		Juniper Hotels Pvt. Ltd	18.59	13.07	5.51	0.38%	0.02		0.00			0.00	
		Indian Hotel Company Ltd	11.41	7.09	4.33	0.38%	0.02		0.00			0.00	

HPO RPO Compliance Statement

Financial Year	DISCOM	Consumer Name	Total Consumption	Consumption from Distribution Licensee	Consumption from Sources other than Distribution Licensee	HPO		Particulars	Hydro Energy Consumed	Excess WPO/Other RPO adjusted as allowed by MoP	Purchase of REC if in future allowed to meet HPO	Total (E+F+G)	Unfulfilled/ (Surplus) as per MoP Target
						for Financial Year as stipulated by MoP							[1-2]
FY			(A)	(B)	(C) = (A)-(B)	(D)	[1=C*D]		(E)	(F)	(G)	[2]	[3]
			(MU)	(MU)	(MU)	(%)	(MU)					(MU)	(MU)
		CHL Limited	7.82	5.53	2.29	0.38%	0.01		0.00			0.00	
		Hyacinth Hotel Private Limited	6.11	4.69	1.42	0.38%	0.01		0.00			0.00	
		Pride Hotels	6.18	5.11	1.07	0.38%	0		0.00			0.00	
		Central Park Infra Dev Pvt Ltd	7.04	4.52	2.52	0.38%	0.01		0.00			0.00	
		Bharti Airtel 224	6.33	4.24	2.09	0.38%	0.01		0.00			0.00	
		Bharti Airtel 234	9.54	6.38	3.16	0.38%	0.01		0.00			0.00	
		DMRC Dwarka	98.63	72.58	26.04	0.38%	0.1		0.00			0.00	
		DMRC Subhash Nagar / Palam	115.62	82.65	32.97	0.38%	0.13		0.00			0.00	
		DMRC Airport Line	51.32	38.31	13.02	0.38%	0.05		0.00			0.00	
		DMRC Mundka	36.75	24.71	12.04	0.38%	0.05		0.00			0.00	
		DMRC Chattarpur	103.7	74.75	28.95	0.38%	0.11		0.00			0.00	
		DMRC Sarita Vihar	79.33	58.66	20.67	0.38%	0.08		0.00			0.00	
		DMRC R K Puram / INA	114.87	85.82	29.05	0.38%	0.11		0.00			0.00	
		DMRC Kalka	46.03	34.49	11.55	0.38%	0.04		0.00			0.00	
		Aspen Buildtech	9.08	8.62	0.46	0.38%	0		0.00			0.00	
		Oak Infra, WM3, Asset 7	3.91	3.71	0.20	0.38%	0		0.00			0.00	
		Oak Infra, WM2, Asset 8	6.04	5.72	0.32	0.38%	0		0.00			0.00	
		Bharti Airtel Phase-1	3.99	2.68	1.32	0.38%	0		0.00			0.00	
		Vodafone (udyog Nagar)	7.73	4.30	3.44	0.38%	0.01		0.00			0.00	
		A B Hotels	8.91	6.55	2.36	0.38%	0.01		0.00			0.00	

HPO RPO Compliance Statement

Financial Year	DISCOM	Consumer Name	Total Consumption	Consumption from Distribution Licensee	Consumption from Sources other than Distribution Licensee	HPO		Particulars	Hydro Energy Consumed	Excess WPO/Other RPO adjusted as allowed by MoP	Purchase of REC if in future allowed to meet HPO	Total	Unfulfilled/
						for Financial Year as stipulated by MoP							(E+F+G)
FY			(A)	(B)	(C) = (A)-(B)	(D)	[1=C*D]		(E)	(F)	(G)	[2]	[3]
			(MU)	(MU)	(MU)	(%)	(MU)		(MU)	(MU)	(MU)	(MU)	(MU)
		Tata Communication Limited	18.62	9.35	9.27	0.38%	0.04		0.00			0.00	
2024-25	BYPL	Eros Grand Resorts & Hotels Pvt. Ltd.	4	2	2	0.38%	0.01	from HPs commissioned after the 31st March, 2024	0	0.01	0	0	0
		Balaji Medical & Diagnostic Centre	8	6	3	0.38%	0.01		0	0.01	0	0	0
		Eros Resorts & Hotels Pvt. Ltd.	4	1	2	0.38%	0.01		0	0.01	0	0	0
		DMRC	226	133	94	0.38%	0.36		0	0.36	0	0	0
		B L Kapur Hospital	11.9	10.5	2	0.38%	0.01		0	0.01	0	0	0

Note: TPDDL-Units mentioned in (L) belongs to Other RPO Category.

BYPL-HPO adjusted from surplus available in Other RPO category

BRPL-OA data as published by Delhi SLDC

Distributed Renewable Energy RPO Compliance Statement

Financial Year	DISCOM	Consumer Name	Total Consumption	Consumption from Distribution Licensee	Consumption from Sources other than Distribution Licensee	Distributed Renewable Energy Target		Particulars	Energy Consumed from DRE Sources	Unfulfilled/	Whether State Other Renewable Energy Targets Fulfilled
						for Financial Year as stipulated by MoP				(Surplus) as per MoP Target	
FY			(A)	(B)	(C) = (A)-(B)	(D)	[1=C*D*10^6]		[2]	[3]	Yes/No
			(MU)	(MU)	(MU)	(%)	(kWh)		(kWh)	(kWh)	
2024-25	TPDDL	Max Hospital-Captive user	8.31	5.84	2.47	1.50%	37071	From renewable energy projects that are less than 10 MW in size	0	37071	No
		Crown Plaza-OA Consumer	6.57	2.46	4.11	1.50%	61646	From renewable energy projects	0	61646	No

Distributed Renewable Energy RPO Compliance Statement

Financial Year	DISCOM	Consumer Name	Total Consumption	Consumption from Distribution Licensee	Consumption from Sources other than Distribution Licensee	Distributed Renewable Energy Target		Particulars	Energy Consumed from DRE Sources	Unfulfilled/ (Surplus)	Whether State Other Renewable Energy Targets Fulfilled
						as per MoP Target	(1-2)				
FY			(A)	(B)	(C) = (A)-(B)	(D)	[1=C*D*10^6]		[2]	[3]	Yes/No
			(MU)	(MU)	(MU)	(%)	(kWh)		(kWh)	(kWh)	
								that are less than 10 MW in size			
		DMRC-OA consumer	258.15	169.29	88.86	1.50%	1332900	From renewable energy projects that are less than 10 MW in size	0	1332900	No
2024-25	BRPL	Vodafone Mobile Services Ltd-okhla	8.05	4.03	4.02	1.50%	60245	From renewable energy projects	0	No certification from SNA	
		Delhi International Airport Limited	467.37	239.48	227.88	1.50%	3418265	that are less than 10 MW in size - Not confirmed as no data has been certified by SNA	0		
		Sheraton New Delhi Hotel ITC Limited	11.79	5.71	6.08	1.50%	91171		0		
		Max Hospital (Devki Devi Foundation)	8.93	7.65	1.28	1.50%	19206		0		
		Max Super Speciality Hospital- West Block	7.73	5.84	1.89	1.50%	28392		0		
		Select Infrastructure Pvt Limited	22.88	20.58	2.30	1.50%	34533		0		
		Pacific Mall M/s DMRC Ltd.	20.63	14.77	5.87	1.50%	87970		0		
		Wave Hospitality Pvt. Ltd	5.96	4.25	1.71	1.50%	25640		0		
		Caddie Hotel	16.85	12.68	4.16	1.50%	62462		0		
		Unison Hotel Pvt	10.1	7.31	2.80	1.50%	41955		0		
		Bird Airport Hotel Pvt. Ltd	8.13	5.62	2.51	1.50%	37648		0		
		Juniper Hotels Pvt. Ltd	18.59	13.07	5.51	1.50%	82716		0		
Indian Hotel Company Ltd	11.41	7.09	4.33	1.50%	64879		0				

Distributed Renewable Energy RPO Compliance Statement

Financial Year	DISCOM	Consumer Name	Total Consumption	Consumption from Distribution Licensee	Consumption from Sources other than Distribution Licensee	Distributed Renewable Energy Target		Particulars	Energy Consumed from DRE Sources	Unfulfilled/ (Surplus)	Whether State Other Renewable Energy Targets Fulfilled
						for Financial Year as stipulated by MoP				as per MoP Target	
FY			(A)	(B)	(C) = (A)-(B)	(D)	[1=C*D*10^6]		[2]	(1-2)	Yes/No
			(MU)	(MU)	(MU)	(%)	(kWh)		(kWh)	(kWh)	
		CHL Limited	7.82	5.53	2.29	1.50%	34373		0		
		Hyacinth Hotel Private Limited	6.11	4.69	1.42	1.50%	21312		0		
		Pride Hotels	6.18	5.11	1.07	1.50%	16017		0		
		Central Park Infra Dev Pvt Ltd	7.04	4.52	2.52	1.50%	37765		0		
		Bharti Airtel 224	6.33	4.24	2.09	1.50%	31310		0		
		Bharti Airtel 234	9.54	6.38	3.16	1.50%	47460		0		
		DMRC Dwarka	98.63	72.58	26.04	1.50%	390661		0		
		DMRC Subhash Nagar / Palam	115.62	82.65	32.97	1.50%	494512		0		
		DMRC Airport Line	51.32	38.31	13.02	1.50%	195243		0		
		DMRC Mundka	36.75	24.71	12.04	1.50%	180603		0		
		DMRC Chattarpur	103.7	74.75	28.95	1.50%	434279		0		
		DMRC Sarita Vihar	79.33	58.66	20.67	1.50%	310026		0		
		DMRC R K Puram / INA	114.87	85.82	29.05	1.50%	435734		0		
		DMRC Kalka	46.03	34.49	11.55	1.50%	173168		0		
		Aspen Buildtech	9.08	8.62	0.46	1.50%	6878		0		
		Oak Infra, WM3, Asset 7	3.91	3.71	0.20	1.50%	3009		0		
		Oak Infra, WM2, Asset 8	6.04	5.72	0.32	1.50%	4799		0		
		Bharti Airtel Phase-1	3.99	2.68	1.32	1.50%	19728		0		
		Vodafone (udyog Nagar)	7.73	4.30	3.44	1.50%	51526		0		
		A B Hotels	8.91	6.55	2.36	1.50%	35340		0		
		Delhi International Airport Limited-2	53.12	27.18	25.94	1.50%	389148		0		

Distributed Renewable Energy RPO Compliance Statement

Financial Year	DISCOM	Consumer Name	Total Consumption	Consumption from Distribution Licensee	Consumption from Sources other than Distribution Licensee	Distributed Renewable Energy Target		Particulars	Energy Consumed from DRE Sources	Unfulfilled/	Whether State Other Renewable Energy Targets Fulfilled
						for Financial Year as stipulated by MoP				(Surplus)	
FY			(A)	(B)	(C) = (A)-(B)	(D)	[1=C*D*10^6]		[2]	as per MoP Target	Yes/No
			(MU)	(MU)	(MU)	(%)	(kWh)		(kWh)	(kWh)	
		Tata Communication Limited	18.62	9.35	9.27	1.50%	139078		0		
2024-25	BYPL	Eros Grand Resorts & Hotels Pvt. Ltd.	4	2	2	1.50%	0.04	From renewable energy projects	0	0.04	No
		Balaji Medical & Diagnostic Centre	8	6	3	1.50%	0.04	that are less than 10 MW in size	0	0.04	No
		Eros Resorts & Hotels Pvt. Ltd.	4	1	2	1.50%	0.04		0	0.04	No
		DMRC	226	133	94	1.50%	1.41		0	1.41	No
		B L Kapur Hospital	11.9	10.5	2	1.50%	0.03		0	0.03	No

Note- BRPL- OA data as published by Delhi SLDC

Other RPO Compliance Statement

Financial Year	DISCOM	Consumer	Total Consumption	Consumption from Distribution Licensee	Consumption from Sources other than Distribution Licensee	Other RPO Target		Particulars	Solar	Wind	Hydro	Other (PLs. Specify)	Total	Unfulfilled/	Whether State Other Renewable Energy Targets Fulfilled
						for Financial Year as stipulated by MoP								(Surplus)	
FY			(A)	(B)	(C) = (A)-(B)	(D)	[1=C*D]		(E)	(F)	(G)	(H)	(E+F+G+H)	as per MoP Target	Yes/No
			(MU)	(MU)	(MU)	(%)	(MU)						(MU)	(MU)	
2024-25	TPDDL	Max Hospital-Captive user	8.31	5.84	2.47	27.35%	0.68	*renewable energy component met by energy produced from any renewable energy			0.93	1.54	2.47		Yes

Other RPO Compliance Statement

Financial Year	DISCOM	Consumer	Total Consumption	Consumption from Distribution Licensee	Consumption from Sources other than Distribution Licensee	Other RPO Target		Particulars	Solar	Wind	Hydro	Other (PLs. Specify)	Total (E+F+G+H)	Unfulfilled/ (Surplus)	Whether State Other Renewable Energy Targets Fulfilled
						for Financial Year as stipulated by MoP								as per MoP Target	
FY			(A)	(B)	(C) = (A)-(B)	(D)	[1=C*D]		(E)	(F)	(G)	(H)	[2]	[1-2]	Yes/No
			(MU)	(MU)	(MU)	(%)	(MU)		(MU)	(MU)	(MU)	(MU)	(MU)	(MU)	
								power project							
								Excess of WPO and HPO to be adjusted as per MoP Order					(0.03)		
								Total					2.45	(1.77)	
		Crown Plaza-OA Consumer	6.57	2.46	4.11	27.35%	1.12	*renewable energy component met by energy produced from any renewable energy power project				4.11	4.11		Yes
								Excess of WPO and HPO to be adjusted as per MoP Order					(0.04)		
								Total					4.07	(2.94)	
		DMRC-OA consumer	258.15	169.29	88.86	27.35%	24.3	*renewable energy component met by energy produced from any renewable	88.86				88.86		Yes

Other RPO Compliance Statement

Financial Year	DISCOM	Consumer	Total Consumption	Consumption from Distribution Licensee	Consumption from Sources other than Distribution Licensee	Other RPO Target		Particulars	Solar	Wind	Hydro	Other (PLs. Specify)	Total (E+F+G+H)	Unfulfilled/ (Surplus)	Whether State Other Renewable Energy Targets Fulfilled
						for Financial Year as stipulated by MoP								as per MoP Target	
FY			(A)	(B)	(C) = (A)-(B)	(D)	[1=C*D]		(E)	(F)	(G)	(H)	[2]	[1-2]	Yes/No
			(MU)	(MU)	(MU)	(%)	(MU)		(MU)	(MU)	(MU)	(MU)	(MU)	(MU)	
								energy power project							
								Excess of WPO and HPO to be adjusted as per MoP Order					(0.93)		
								Total					87.93	(63.62)	
2024-25	BRPL (All are Open Access Consumer)	Vodafone Mobile Services Ltd-okhla	8.05	4.03	4.02	27.35%	1.10					4.02	4.02	No certification from SNA	
		Delhi International Airport Limited	467.37	239.48	227.88	27.35%	62.33			227.88			227.88		
		Sheraton New Delhi Hotel ITC Limited	11.79	5.71	6.08	27.35%	1.66		6.08				6.08		
		Max Hostipal (Devki Devi Foundation)	8.93	7.65	1.28	27.35%	0.35					1.28	1.28		
		Max Super Speciality Hospital- West Block	7.73	5.84	1.89	27.35%	0.52					1.89	1.89		
		Select Infrastructure Pvt Limited	22.88	20.58	2.30	27.35%	0.63					2.30	2.30		
		Pacific Mall M/s DMRC Ltd.	20.63	14.77	5.87	27.35%	1.60					5.87	5.87		
		Wave Hospitality Pvt. Ltd	5.96	4.25	1.71	27.35%	0.47					1.71	1.71		

Other RPO Compliance Statement

Financial Year	DISCOM	Consumer	Total Consumption	Consumption from Distribution Licensee	Consumption from Sources other than Distribution Licensee	Other RPO Target		Particulars	Solar	Wind	Hydro	Other (PLs. Specify)	Total (E+F+G+H)	Unfulfilled/ (Surplus)	Whether State Other Renewable Energy Targets Fulfilled
						for Financial Year as stipulated by MoP								as per MoP Target	
FY			(A)	(B)	(C) = (A)-(B)	(D)	[1=C*D]		(E)	(F)	(G)	(H)	[2]	[1-2]	Yes/No
			(MU)	(MU)	(MU)	(%)	(MU)	(MU)	(MU)	(MU)	(MU)	(MU)	(MU)	(MU)	
		Caddie Hotel	16.85	12.68	4.16	27.35%	1.14					4.16	4.16		
		Unison Hotel Pvt	10.1	7.31	2.80	27.35%	0.76					2.80	2.80		
		Bird Airport Hotel Pvt. Ltd	8.13	5.62	2.51	27.35%	0.69					2.51	2.51		
		Juniper Hotels Pvt. Ltd	18.59	13.07	5.51	27.35%	1.51					5.51	5.51		
		Indian Hotel Company Ltd	11.41	7.09	4.33	27.35%	1.18					4.33	4.33		
		CHL Limited	7.82	5.53	2.29	27.35%	0.63					2.29	2.29		
		Hyacinth Hotel Private Limited	6.11	4.69	1.42	27.35%	0.39					1.42	1.42		
		Pride Hotels	6.18	5.11	1.07	27.35%	0.29					1.07	1.07		
		Central Park Infra Dev Pvt Ltd	7.04	4.52	2.52	27.35%	0.69					2.52	2.52		
		Bharti Airtel 224	6.33	4.24	2.09	27.35%	0.57					2.09	2.09		
		Bharti Airtel 234	9.54	6.38	3.16	27.35%	0.87					3.16	3.16		
		DMRC Dwarka	98.63	72.58	26.04	27.35%	7.12		26.04				26.04		
		DMRC Subhash Nagar / Palam	115.62	82.65	32.97	27.35%	9.02		32.97				32.97		
		DMRC Airport Line	51.32	38.31	13.02	27.35%	3.56		13.02				13.02		
		DMRC Mundka	36.75	24.71	12.04	27.35%	3.29		12.04				12.04		
		DMRC Chattarpur	103.7	74.75	28.95	27.35%	7.92		28.95				28.95		
		DMRC Sarita Vihar	79.33	58.66	20.67	27.35%	5.65		20.67				20.67		
		DMRC R K Puram / INA	114.87	85.82	29.05	27.35%	7.94		29.05				29.05		
		DMRC Kalka	46.03	34.49	11.55	27.35%	3.16		11.55				11.55		

Other RPO Compliance Statement

Financial Year	DISCOM	Consumer	Total Consumption	Consumption from Distribution Licensee	Consumption from Sources other than Distribution Licensee	Other RPO Target		Particulars	Solar	Wind	Hydro	Other (PLs. Specify)	Total (E+F+G+H)	Unfulfilled/ (Surplus)	Whether State Other Renewable Energy Targets Fulfilled		
						for Financial Year as stipulated by MoP								as per MoP Target			
						(A)	(B)							(C) = (A)-(B)	(D)	[1=C*D]	[1-2]
						(MU)	(MU)							(MU)	(%)	(MU)	[3]
FY		Aspen Buildtech	9.08	8.62	0.46	27.35%	0.13		0.46				0.46				
		Oak Infra, WM3, Asset 7	3.91	3.71	0.20	27.35%	0.05		0.20				0.20				
		Oak Infra, WM2, Asset 8	6.04	5.72	0.32	27.35%	0.09		0.32				0.32				
		Bharti Airtel Phase-1	3.99	2.68	1.32	27.35%	0.36				1.32	1.32					
		Vodafone (udyog Nagar)	7.73	4.30	3.44	27.35%	0.94				3.44	3.44					
		A B Hotels	8.91	6.55	2.36	27.35%	0.64				2.36	2.36					
		Delhi International Airport Limited-2	53.12	27.18	25.94	27.35%	7.10			25.94		25.94					
		Tata Communication Limited	18.62	9.35	9.27	27.35%	2.54				9.27	9.27					
2024-25	BYPL	Eros Grand Resorts & Hotels Pvt. Ltd.	4	2	2	27.35%	0.68		0	0	0	2	2	-2	Yes		
		Balaji Medical & Diagnostic Centre	8	6	3	27.35%	0.72		0	0	1	2	2	-1	Yes		
		Eros Resorts & Hotels Pvt. Ltd.	4	1	2	27.35%	0.68		0	0	0	2	2	-2	Yes		
		DMRC	226	133	94	27.35%	25.8		94	0	0	0	94	-69	Yes		
		B L Kapur Hospital	11.9	10.5	2	27.35%	0.56		0	0	0	2	2	-1	Yes		
<p><i>Note: TPDDL- Surplus Units have been adjusted in Wind and Hydro categories.</i></p> <p><i>BYPL- *The OA consumers already procuring power from renewable energy sources(SolarCaptive Hydro/WTE), hence they are not obligated entities.</i></p> <p><i>BRPL- OA data as published by Delhi SLDC</i></p>																	

Actuals vis-à-vis SERC OA and Captive Users

Wind RPO Compliance Statement															
Financia l Year	DISCO M	Consumer	Total Energy Consumptio n During the Year	Energy Consumptio n from Distribution Licensee	Energy Consumptio n from Sources other than Distribution Licensee	Targets		Achievement						Whether State Targets Fulfilled	
						Wind RPO Target for the FY as stipulated by the State Commission Regulations/Orde r		Wind Energy Consume d	Units consumed from Other Sources of Renewable Energy for adjustment. If allowed by SERC, Please Specify		REC # purchase d to meet Wind RPO	Total of Units consumed and REC purchase d to meet Wind RPO	Deficit/(Surplus)		
						%	MU	MU	Source of RE	M U	MU	MU	MU		MU
FY			MU	MU	MU	%	MU	MU		MU	MU	MU	MU	MU	Yes/No
			1	2	3=1-2	4	5=4*3	6		7	8	9=6+7+8	10=5-9		
2024-25	TPDDL	Max Hospital-Captive user	8.31	5.84	2.47	2.46%	0.06	0	0	0	0	0	0.06	No	
		Crown Plaza-OA Consumer	6.57	2.46	4.11	2.46%	0.1	0	0	0	0	0	0.1	No	
		DMRC-OA consumer	258.15	169.29	88.86	2.46%	2.19	0	0	0	0	0	2.19	No	
2024-25	BRPL	Sheraton New Delhi Hotel ITC Limited	11.79	5.71	6.08	2.46%	0.15	6.08				6.08	(5.93)	No certificatio n from SNA	
		Delhi International Airport Limited	467.37	239.48	227.88	2.46%	5.61	0				0	5.61		
		Delhi International Airport Limited-2	53.12	27.18	25.94	2.46%	0.64	0				0	0.64		
		Vodafone Mobile Services Ltd-okhla	8.05	4.03	4.02	2.46%	0.1	0				0	0.1		
		Max Hostipal (Devki Devi Foundation)	8.93	7.65	1.28	2.46%	0.03	0				0	0.03		

Wind RPO Compliance Statement

Wind RPO Compliance Statement														
Financial Year	DISCOM	Consumer	Targets					Achievement						
			Total Energy Consumption During the Year	Energy Consumption from Distribution Licensee	Energy Consumption from Sources other than Distribution Licensee	Wind RPO Target for the FY as stipulated by the State Commission Regulations/Order		Wind Energy Consumed	Units consumed from Other Sources of Renewable Energy for adjustment. If allowed by SERC, Please Specify		REC # purchased to meet Wind RPO	Total of Units consumed and REC purchased to meet Wind RPO	Deficit/(Surplus)	Whether State Targets Fulfilled
			MU	MU	MU	%	MU	MU	Source of RE	MU	MU	MU	MU	MU
			1	2	3=1-2	4	5=4*3	6		7	8	9=6+7+8	10=5-9	
		Max Super Speciality Hospital- West Block	7.73	5.84	1.89	2.46%	0.05	0				0	0.05	
		Select Infrastructure Pvt Limited	22.88	20.58	2.3	2.46%	0.06	0				0	0.06	
		Pacific Mall M/s DMRC Ltd.	20.63	14.77	5.86	2.46%	0.14	0				0	0.14	
		Wave Hospitality Pvt. Ltd	5.96	4.25	1.71	2.46%	0.04	0				0	0.04	
		Caddie Hotel	16.85	12.68	4.16	2.46%	0.1	0				0	0.1	
		Unison Hotel Pvt	10.1	7.31	2.8	2.46%	0.07	0				0	0.07	
		Bird Airport Hotel Pvt. Ltd	8.13	5.62	2.51	2.46%	0.06	0				0	0.06	
		Juniper Hotels Pvt. Ltd	18.59	13.07	5.51	2.46%	0.14	0				0	0.14	
		Indian Hotel Company Ltd	11.41	7.09	4.33	2.46%	0.11	0				0	0.11	
		CHL Limited	7.82	5.53	2.29	2.46%	0.06	0				0	0.06	
		Hyacinth Hotel Private Limited	6.11	4.69	1.42	2.46%	0.03	0				0	0.03	
		Pride Hotels	6.18	5.11	1.07	2.46%	0.03	0				0	0.03	
		Central Park Infra Dev Pvt Ltd	7.04	4.52	2.52	2.46%	0.06	0				0	0.06	
		Bharti Airtel 224	6.33	4.24	2.09	2.46%	0.05	0				0	0.05	
		Bharti Airtel 234	9.54	6.38	3.16	2.46%	0.08	0				0	0.08	
		DMRC Dwarka	98.63	72.58	26.04	2.46%	0.64	0				0	0.64	

Wind RPO Compliance Statement

Financial Year	DISCOM	Consumer	Total Energy Consumption During the Year	Energy Consumption from Distribution Licensee	Energy Consumption from Sources other than Distribution Licensee	Targets		Achievement						Whether State Targets Fulfilled	
						Wind RPO Target for the FY as stipulated by the State Commission Regulations/Order		Wind Energy Consumed	Units consumed from Other Sources of Renewable Energy for adjustment. If allowed by SERC, Please Specify		REC # purchased to meet Wind RPO	Total of Units consumed and REC purchased to meet Wind RPO	Deficit/(Surplus)		
						%	MU		Source of RE	MU					MU
FY			MU	MU	MU	%	MU	MU	Source of RE	MU	MU	MU	MU	MU	Yes/No
			1	2	3=1-2	4	5=4*3	6		7	8	9=6+7+8	10=5-9		
		DMRC Subhash Nagar / Palam	115.62	82.65	32.97	2.46%	0.81	0				0	0.81		
		DMRC Airport Line	51.32	38.31	13.02	2.46%	0.32	0				0	0.32		
		DMRC Mundka	36.75	24.71	12.04	2.46%	0.3	0				0	0.3		
		DMRC Chattarpur	103.7	74.75	28.95	2.46%	0.71	0				0	0.71		
		DMRC Sarita Vihar	79.33	58.66	20.67	2.46%	0.51	0				0	0.51		
		DMRC R K Puram / INA	114.87	85.82	29.05	2.46%	0.71	0				0	0.71		
		DMRC Kalka	46.03	34.49	11.54	2.46%	0.28	0				0	0.28		
		Aspen Buildtech	9.08	8.62	0.46	2.46%	0.01	0				0	0.01		
		Oak Infra, WM3, Asset 7	3.91	3.71	0.2	2.46%	0	0				0	0		
		Oak Infra, WM2, Asset 8	6.04	5.72	0.32	2.46%	0.01	0				0	0.01		
		Bharti Airtel Phase-1	3.99	2.68	1.32	2.46%	0.03	0				0	0.03		
		Vodafone (udyog Nagar)	7.73	4.3	3.44	2.46%	0.08	0				0	0.08		
		A B Hotels	8.91	6.55	2.36	2.46%	0.06	0				0	0.06		
		Tata Communication Limited	18.62	9.35	9.27	2.46%	0.23	0				0	0.23		
2024-25	BYPL	Eros Grand Resorts & Hotels Pvt. Ltd.	4	2	2	2.46%	0.06	0							
		Balaji Medical & Diagnostic Centre	8	6	3	2.46%	0.07	0							

Wind RPO Compliance Statement

Wind RPO Compliance Statement														
Financial Year	DISCOM	Consumer	Total Energy Consumption During the Year	Energy Consumption from Distribution Licensee	Energy Consumption from Sources other than Distribution Licensee	Targets		Achievement						
						Wind RPO Target for the FY as stipulated by the State Commission Regulations/Order		Wind Energy Consumed	Units consumed from Other Sources of Renewable Energy for adjustment. If allowed by SERC, Please Specify		REC # purchased to meet Wind RPO	Total of Units consumed and REC purchased to meet Wind RPO	Deficit/(Surplus)	Whether State Targets Fulfilled
FY			MU	MU	MU	%	MU	MU	Source of RE	MU	MU	MU	MU	Yes/No
			1	2	3=1-2	4	5=4*3	6		7	8	9=6+7+8	10=5-9	
		Eros Resorts & Hotels Pvt. Ltd.	4	1	2	2.46%	0.06	0						
		DMRC	226	133	94	2.46%	2.32	0						
		B L Kapur Hospital	12	10	2	2.46%	0.05	0						
<i>* Wind Sources meeting the qualification criteria</i>														
<i># As and when such an instrument is made available</i>														
<i>Above data to be submitted, if Wind RPO has been specified and the compliance has to be computed in accordance with the State Specific Regulations.</i>														

HPO Compliance Statement

HPO Compliance Statement													
Financial Year	DISCOM	Total Actual Energy Consumption During the Year	Energy Consumption from Distribution Licensee	Energy Consumption from Sources other than Distribution Licensee	HPO Target for the FY as stipulated by the State Commission Regulations/Order		Hydro Energy Consumed	Units consumed from Other Sources of Renewable Energy for adjustment. If any, Please Specify		REC purchased to meet HPO	Total of Hydro Units consumed and REC Purchased to meet HPO	Deficit/(Surplus)	Whether State Targets Fulfilled
					%	MU		MU	Source of RE				
FY		MU	MU	MU	%	MU	MU	Source of RE	MU	MU	MU	MU	Yes/No
		1	2	3=1-2	4	5=4*3	6		7	8	9=6+7+8	10=5-9	
2024-25	-	NA	NA	NA	NA	NA	NA	NA	NA	NA	NA	NA	NA
<i>Note- HPO Targets have been specified by DERC only for the distribution licensee</i>													

Other RPO Compliance Statement

		Other RPO Compliance Statement													
							Target		Achievement						
Financial Year	DISCOM	Consumer	Total Actual Energy Consumption During the Year	Energy Consumption from Distribution Licensee	Energy Consumption from Sources other than Distribution Licensee	Other RPO Target for the FY as stipulated by the State Commission Regulations/Order		Units consumed from Other Renewable Energy Sources	Units consumed from Other Sources of Renewable Energy for adjustment.		REC Purchased to meet other RPO	Total of Units consumed and REC to meet Other RPO	Deficit/(Surplus)	Whether State Other Renewable Energy Targets Fulfilled	
FY			MU	MU	MU	%	MU	MU	Source of RE	MU	MU	MU	MU	MU	Yes/No
			1	2	3=1-2	4	5=4*3	6		7	8	9=6+7+8	10=5-9		
2024-25	TPDDL	Max Hospital-Captive user	8.31	5.84	2.47	26.37%	0.65	2.47	--	0	0	2.47	(1.82)	Yes	
		Crown Plaza-OA Consumer	6.57	2.46	4.11	26.37%	1.08	4.11	--	0	0	4.11	(3.03)	Yes	
		DMRC-OA consumer	258.15	169.29	88.86	26.37%	23.43	88.86	--	0	0	88.86	(65.43)	Yes	
	BRPL	Vodafone Mobile Services Ltd-okhla	8.05	4.03	4.02	26.37%	1.06	4.02				4.02	(2.96)	No certification from SNA	
		Max Hospital (Devki Devi Foundation)	8.93	7.65	1.28	26.37%	0.34	1.28				1.28	(0.94)		
		Max Super Speciality Hospital- West Block	7.73	5.84	1.89	26.37%	0.5	1.89				1.89	(1.39)		
		Select Infrastructure Pvt Limited	22.88	20.58	2.3	26.37%	0.61	2.3				2.3	(1.70)		
		Pacific Mall M/s DMRC Ltd.	20.63	14.77	5.86	26.37%	1.55	5.86				5.86	(4.32)		
		Wave Hospitality Pvt. Ltd	5.96	4.25	1.71	26.37%	0.45	1.71				1.71	(1.26)		
		Caddie Hotel	16.85	12.68	4.16	26.37%	1.1	4.16				4.16	(3.07)		
		Unison Hotel Pvt	10.1	7.31	2.8	26.37%	0.74	2.8				2.8	(2.06)		
		Bird Airport Hotel Pvt. Ltd	8.13	5.62	2.51	26.37%	0.66	2.51				2.51	(1.85)		
		Juniper Hotels Pvt. Ltd	18.59	13.07	5.51	26.37%	1.45	5.51				5.51	(4.06)		
Indian Hotel Company Ltd	11.41	7.09	4.33	26.37%	1.14	4.33				4.33	(3.18)				
CHL Limited	7.82	5.53	2.29	26.37%	0.6	2.29				2.29	(1.69)				

Other RPO Compliance Statement

Financial Year	DISCOM	Consumer	Total Actual Energy Consumption During the Year	Energy Consumption from Distribution Licensee	Energy Consumption from Sources other than Distribution Licensee	Target		Achievement						Whether State Other Renewable Energy Targets Fulfilled
						Other RPO Target for the FY as stipulated by the State Commission Regulations/Order	Units consumed from Other Renewable Energy Sources	Units consumed from Other Sources of Renewable Energy for adjustment.	REC Purchased to meet other RPO	Total of Units consumed and REC to meet Other RPO	Deficit/(Surplus)	Yes/No		
FY			MU	MU	MU	%	MU	MU	Source of RE	MU	MU	MU	MU	MU
			1	2	3=1-2	4	5=4*3	6		7	8	9=6+7+8	10=5-9	
		Hyacinth Hotel Private Limited	6.11	4.69	1.42	26.37%	0.37	1.42				1.42	(1.05)	
		Pride Hotels	6.18	5.11	1.07	26.37%	0.28	1.07				1.07	(0.79)	
		Central Park Infra Dev Pvt Ltd	7.04	4.52	2.52	26.37%	0.66	2.52				2.52	(1.85)	
		Bharti Airtel 224	6.33	4.24	2.09	26.37%	0.55	2.09				2.09	(1.54)	
		Bharti Airtel 234	9.54	6.38	3.16	26.37%	0.83	3.16				3.16	(2.33)	
		DMRC Dwarka	98.63	72.58	26.04	26.37%	6.87	26.04				26.04	(19.18)	
		DMRC Subhash Nagar / Palam	115.62	82.65	32.97	26.37%	8.69	32.97				32.97	(24.27)	
		DMRC Airport Line	51.32	38.31	13.02	26.37%	3.43	13.02				13.02	(9.58)	
		DMRC Mundka	36.75	24.71	12.04	26.37%	3.18	12.04				12.04	(8.87)	
		DMRC Chattarpur	103.7	74.75	28.95	26.37%	7.63	28.95				28.95	(21.32)	
		DMRC Sarita Vihar	79.33	58.66	20.67	26.37%	5.45	20.67				20.67	(15.22)	
		DMRC R K Puram / INA	114.87	85.82	29.05	26.37%	7.66	29.05				29.05	(21.39)	
		DMRC Kalka	46.03	34.49	11.54	26.37%	3.04	11.54				11.54	(8.50)	
		Aspen Buildtech	9.08	8.62	0.46	26.37%	0.12	0.46				0.46	(0.34)	
		Oak Infra, WM3, Asset 7	3.91	3.71	0.2	26.37%	0.05	0.2				0.2	(0.15)	
		Oak Infra, WM2, Asset 8	6.04	5.72	0.32	26.37%	0.08	0.32				0.32	(0.24)	
		Bharti Airtel Phase-1	3.99	2.68	1.32	26.37%	0.35	1.32				1.32	(0.97)	
		Vodafone (udyog Nagar)	7.73	4.3	3.44	26.37%	0.91	3.44				3.44	(2.53)	

Other RPO Compliance Statement

Financial Year	DISCOM	Consumer	Total Actual Energy Consumption During the Year	Energy Consumption from Distribution Licensee	Energy Consumption from Sources other than Distribution Licensee	Target		Achievement						Whether State Other Renewable Energy Targets Fulfilled	
						Other RPO Target for the FY as stipulated by the State Commission Regulations/Order	Units consumed from Other Renewable Energy Sources	Units consumed from Other Sources of Renewable Energy for adjustment.	REC Purchased to meet other RPO	Total of Units consumed and REC to meet Other RPO	Deficit/(Surplus)	Yes/No			
FY			MU	MU	MU	%	MU	MU	Source of RE	MU	MU	MU	MU	MU	
			1	2	3=1-2	4	5=4*3	6		7	8	9=6+7+8	10=5-9		
2024-25		A B Hotels	8.91	6.55	2.36	26.37%	0.62	2.36				2.36	(1.73)		
		Tata Communication Limited	18.62	9.35	9.27	26.37%	2.44	9.27				9.27	(6.83)		
		Delhi International Airport Limited	467.37	239.48	227.88	26.37%	60.09	0				0	60.09		
		Delhi International Airport Limited-2	53.12	27.18	25.94	26.37%	6.84	0				0	6.84		
		Sheraton New Delhi Hotel ITC Limited	11.79	5.71	6.08	26.37%	1.6	0				0	1.60		
	BYPL (All Open Access Consumer)	Eros Grand Resorts & Hotels Pvt. Ltd.	4	2	2	26.37%	0.66	2.5			0	0	2.48	(1.83)	Yes
		Balaji Medical & Diagnostic Centre	8	6	3	26.37%	0.7	2.6			0	0	2.65	(1.95)	Yes
		Eros Resorts & Hotels Pvt. Ltd.	4	1	2	26.37%	0.66	2.5			0	0	2.5	(1.84)	Yes
		DMRC	226	133	94	26.37%	24.88	94.3			0	0	94.33	(69.46)	Yes
		B L Kapur Hospital	12	10	2	26.37%	0.54	2			0	0	2.04	(1.50)	Yes
<i>Above data to be submitted, if Other RPO has been specified and the compliance has to be computed in accordance with the State Specific Regulations.</i>															
BYPL- i) *The OA consumers already procuring power from renewable energy sources (Solar, Captive Hydro/WTE), hence they are not obligated entities.															
ii) As per DERC Renewable Purchase Obligation and Renewable Energy															
Certificate Framework Implementation Regulations,2021, Open Access Consumers availing all OA power from RE sources are non-Obligated Entities															
BRPL- OA data as published by Delhi SLDC															

3.12 Analysis of Renewable Purchase Obligations (RPO) compliance for the State of Delhi

The RPO targets set by the Ministry of Power (MoP) for WPO, HPO, DRE and Other RPO Targets for FY 2024-25 were 0.67%, 0.38%, 1.5% and 27.35%, respectively. The RPO target specified by the State ERC in the “Delhi Electricity Regulatory Commission Renewable Purchase Obligation and Renewable Energy Certificate Framework Implementation (First Amendment) Regulations” dated 29.03.2023, the WPO, HPO and Other RPO targets set by DERC for FY 2024-25 for the DISCOMs were 2.46%, 1.08% and 26.37% respectively.

The ERC has submitted RPO compliance data for FY 2024-25 vis-à-vis target specified by MoP as well as SERC with respect to the State DISCOMs, Open Access Consumers and Captive Users.

Distribution Licensees

It is observed that as against the targets specified by the MoP, the DISCOMs namely NDMC, TPDDL, BRPL and BYPL in the FY 2024-25 was able to comply with Other RPO Targets with a surplus of 7.13 MU, 0.47 MU, 166.61 MU and 513.66 MU respectively, also TPDDL and BRPL were able to comply with HPO Target with the surplus of 102.52 MU and 8.12 MU, whereas no DISCOMs were able to fulfil any of the Wind and DRE target specified. The total RPO met by NDMC, TPDDL, BRPL and BYPL is 28.91%, 29.97%, 31.08% and 32.27% respectively which suggests on overall basis, only NDMC fell short of the consolidated target of 29.91% specified by the MoP.

When compared to the target specified by the ERCs, it is observed that NDMC, TPDDL, BRPL and BYPL were able to fulfil the Other RPO Targets in FY 2024-25, with the surplus of 21.45 MU, 0.49 MU, 133.42 MU and 0.05 MU respectively, also TPDDL, BRPL and BYPL were able to comply with Wind RPO Target with the surplus of 0.00 MU, 68.05 MU and 123.97 MU respectively and HPO target with a surplus of 489.91 MU, 3.73 MU and 0.03 MU respectively, whereas NDMC was not able to fulfil Wind and HPO target specified by ERC. The total RPO met by NDMC, TPDDL, BRPL and BYPL is 27.84%, 34.45%, 31.31% and 31.56% respectively which suggests on overall basis, only NDMC fell short of the consolidated target of 29.91% specified by ERC.

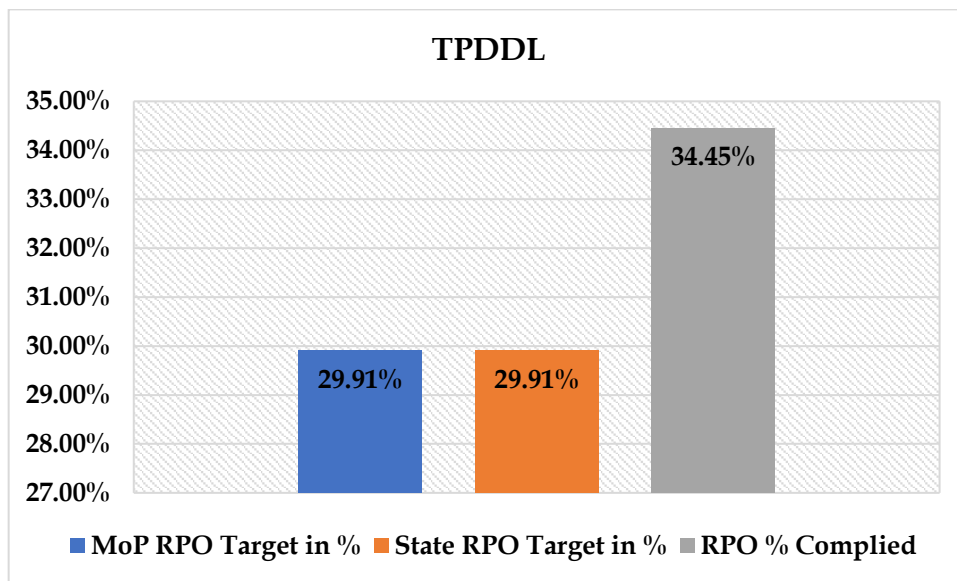
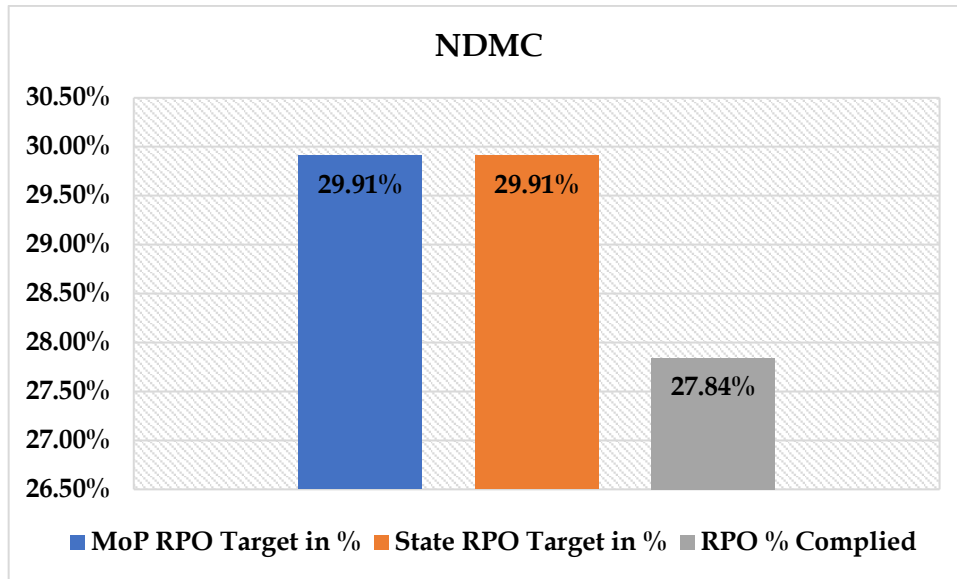
Captive Users and Open Access Consumers

Based on the data provided by the ERC, out of 42 Consumers, only TPDDL and BYPL OA/ Captive Users were able to comply with the Wind, HPO and Other RPO target as specified by MoP whereas the BRPL OA/Captive consumers data cannot be concluded.

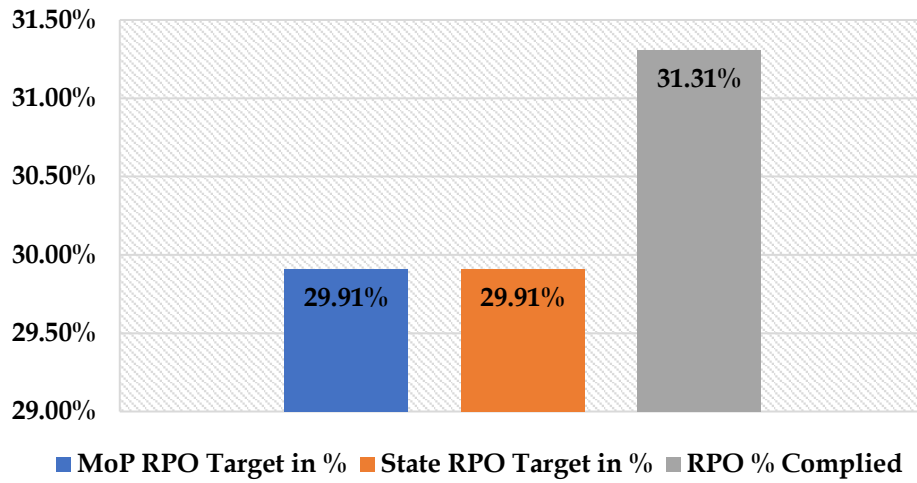
When compared with the ERC target, out of 42 Consumers, only TPDDL and BYPL OA/ Captive Users were able to comply with the Other RPO target as specified by State ERC whereas the BRPL OA/Captive consumers data cannot be concluded.

Graphical Representation of Compliance of DISCOM

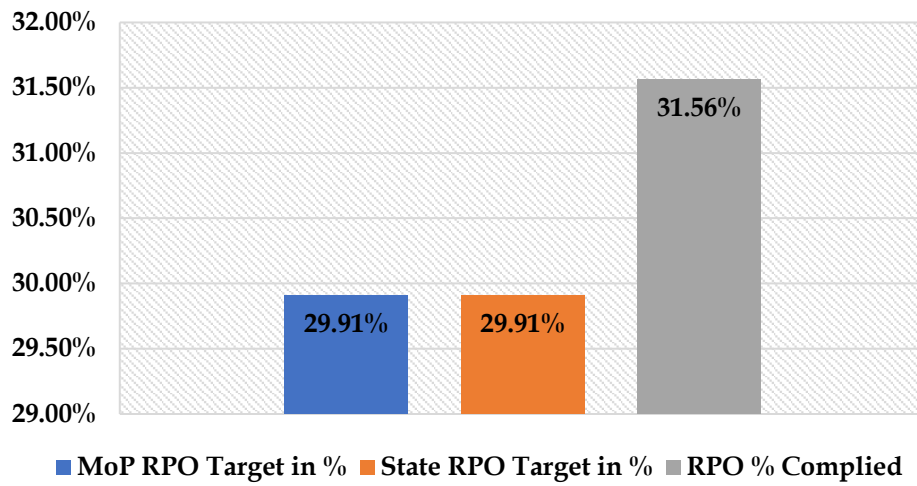
The graphical representation of the RPO compliance of State DISCOM is shown below-



BRPL



BYPL



3.13 Renewable Purchase Obligations (RPO) compliance for the State of Gujarat

- ❖ The State ERC of Gujarat has submitted RPO Compliance data vis-à-vis SERC Targets for FY 2024-25 for DISCOMs, including deemed licensee/SEZ, Open Access Consumers and Captive Users. The RPO Compliance data as provided by the State Commission, is reproduced as under.

Actuals vis-à-vis SERC DISCOM

Name: Obligated Entity (Distribution Licensee) Form IA: RPO Statement - (Yearly Estimate)															
	Obligated Entities	Compliance Year and RPO in percentage 2024-25	Consumption (Estimated)	Total RPO Obligation for the year (MUs)		Estimated Purchase of Electricity from RE resources		Estimated Purchase of RECs from PX		Estimated Total RE Power Procurement		Compliance		Consolidated Deficit/(Surplus)	
				Non-Solar	Solar	Non-Solar	Solar	Non-Solar	Solar	Non-Solar	Solar	Non-Solar	Solar	Non-Solar and Solar	
				A	B	C	D	E	F	G	H=D+F	I=E+G	J=B-H	K=C-I	L=J+K
				MUs	MUs	MUs	MUs	MUs	VIUs	MUs	MUs	MUs	MUs	MU	MU
1	Gujarat Urja Vikas Nigam Ltd, Sardar Patel Bhavan, Race course Vadodara (PROVISINAL)	20.70%	130264.00	12309.95	14654.70	8259.00	18073.00	0.00	0.00	8259.00	18073.00	4050.95	-3418.30	632.65	
2	Torrent Power Ltd (AMD/ Gandhinagar & Surat) .Electricity House, Lal Darwaja, Ahmedabad	20.70%	13436.32	1269.73	1511.59	847.46	1275.20	402.60	0.00	1250.06	1275.20	19.67	236.39	256.06	
3	Torrent Power Ltd.(DAHEJ),Electricity House, Lal Darwaja. Ahmedabad	20.70%	837.16	79.11	94.18	18.72	22.86	0.10	0.00	18.82	22.86	60.29	71.32	131.61	
4	Torrent Power Ltd (Dholera Licence Area)	20.70%	62.27	5.88	7.01	0.06	0.02	0.00	0.00	0.06	0.02	5.82	6.99	12.81	
5	MPSEZ Utilities Pvt. Ltd. Adani House, Nr. Mithakhali Circle, Navrangpura Ahmedabad	20.70%	2193.73	207.31	246.79	207.31	246.79	0.00	0.00	207.31	246.79	0.00	0.00	0.00	
6	GIFT Power Company Limited	20.70%	61.06	5.77	6.87	5.71	6.87	0.00	0.00	5.71	6.87	0.06	0.00	0.06	
7	Jubilant Infrastructure Limited	20.70%	57.82	5.46	6.50	0.00	0.00	5.60	6.58	5.60	6.58	-0.14	-0.08	(0.22)	
8	Deendayal Port Trust, Kandla	20.70%	43.67	4.13	4.91	25.20	0.00	0.00	0.00	25.20	0.00	-21.07	4.91	(16.16)	
	TOTAL	20.70%	146956.03	13887.34	16532.55	9363.46	19624.74	408.30	6.58	9771.76	19631.32	4115.58	-3098.77	1016.81	

NOTE : GUVNL HAS SUBMITTED PROVISINAL REPORT

Actuals vis-à-vis SERC Captive and Open Access

Name: Obligated Entities (CPPs, STOs)															
	Obligated Entities	Compliance Year and RPO in percentage 2024-25	Consumption (Estimated)	Total RPO Obligation for the year (MUs)		Estimated Purchase of Electricity from RE resources		Estimated Purchase of RECs from PX		Estimated Total RE Power Procurement		Compliance		Consolidated Deficit/(Surplus)	
				Non-Solar	Solar	Non-Solar	Solar	Non-Solar	Solar	Non-Solar	Solar	Non-Solar	Solar	Non-Solar and Solar	
				A	B	C	D	E	F	G	D+F	E+G	J=B-H	K=C-I	L=J+K
				MUs	MUs	MUs	MUs	MUs	MUs	MUs	MUs	MUs	MUs	MU	MU
1	ONGC Limited	20.70%	489.75	46.28	55.10	50.56	21.62	0.00	0.00	50.56	21.62	-4.28	33.48	29.20	
2	Vedanta Limited - Cairn Oil & Gas Bhogat terminal	20.70%	2611.89	246.82	293.84	0.00	0.00	170.00	100.00	170.00	100.00	76.82	193.84	270.66	
3	Vedanta Limited - Cairn Oil & Gas Viramgam terminal	20.70%	63.45	6.00	7.14	0.00	0.00	0.00	0.00	0.00	0.00	6.00	7.14	13.14	
4	Vedanta Limited - Cairn Oil & Gas Surat	20.70%	8086.00	764.13	909.68	0.00	0.00	672.00	121.00	672.00	121.00	92.13	788.68	880.81	
5	Atul Products Ltd	20.70%	141.12	13.34	15.88	0.00	0.00	13.34	15.88	13.34	15.88	0.00	0.00	0.00	
6	Gujarat Ambuja Exports Limited	20.70%	14.82	1.40	1.67	0.00	0.00	0.00	0.00	0.00	0.00	1.40	1.67	3.07	
7	Saurashtra Chemicals	20.70%	65.13	6.16	7.33	0.00	0.00	0.00	0.00	0.00	0.00	6.16	7.33	13.49	
8	GHCL Limited	20.70%	274.73	25.96	30.91	21.97	11.23	0.00	0.00	21.97	11.23	3.99	19.68	23.67	
9	GACL-NALCO Alkalies & Chemicals P. ltd.	20.70%	503271.48	47559.15	56618.04	0.00	0.00	47559.15	56618.04	47559.15	56618.04	0.00	0.00	0.00	
10	Birla cellulosic (a unit of grasim ind. Ltd.)	20.70%	173481.00	16393.95	19516.61	0.00	0.00	47559.15	56618.04	47559.15	56618.04	-31165.20	37101.43	(68266.63)	
11	Piramal Glass Pvt.Ltd, Jambusar	20.70%	12.02	1.14	1.35	0.00	3.47	1.14	0.00	1.14	3.47	0.00	-2.12	(2.12)	
12	Shree Digvijay Cement Co. Ltd.	20.70%	25.12	2.37	2.83	5.29	11.20	0.00	0.00	5.29	11.20	-2.92	-8.37	(11.29)	
13	Piramal Glass Private Limited, Kosamba	20.70%	11.62	1.10	1.31	0.00	2.46	1.10	0.00	1.10	2.46	0.00	-1.15	(1.15)	
14	Arcelor Mittal Nippon Steel India Ltd	20.70%	6500.00	614.25	731.25	614.25	731.25	0.00	0.00	614.25	731.25	0.00	0.00	0.00	
15	Gujarat Narmada Valley Fertilizers & Chemicals Limited	20.70%	22.85	2.16	2.57	8.59	0.00	0.00	0.00	8.59	0.00	-6.43	2.57	(3.86)	
16	Saurashtra cement limited	20.70%	35.16	3.32	3.96	0.00	0.00	0.00	0.00	0.00	0.00	3.32	3.96	7.28	
17	Atul Ltd	20.70%	165.40	15.63	18.61	36.74	18.61	0.00	0.00	36.74	18.61	-21.11	0.00	(21.11)	
18	Petronet LNG	20.70%	30.61	2.89	3.44	2.89	3.44	0.00	0.00	2.89	3.44	0.00	0.00	0.00	

19	Grasim industries Ltd (Chemical, Cellulosic old paint aid Cellulosic expansion divisions)	20.70%	698.20	65.98	78.55	152.41	57.82	0.00	0.00	152.41	57.82	-86.43	20.73	(65.70)
20	Grasim industries Ltd, Veraval, Unit Indian rayon	20.70%	246.61	23.30	27.74	66.01	7.75	0.00	0.00	66.01	7.75	-42.71	19.99	(22.72)

3.14 Analysis of Renewable Purchase Obligations (RPO) compliance for the State of Gujarat

The RPO targets set by the Ministry of Power (MoP) for WPO, HPO, DRE and Other RPO Targets for FY 2024-25 were 0.67%, 0.38%, 1.5% and 27.35%, respectively. The RPO target specified by the State ERC in the “Gujarat Electricity Regulatory Commission (Procurement of Energy from Renewable Sources) (Third Amendment) Regulations, 2022” dated 08.04.2022, the Solar RPO, WPO, HPO and Other RPO set by GERC for FY 2024-25 for DISCOMs were 11.25%, 8.55%, 0.10% and 0.80% respectively.

The ERC has submitted RPO compliance data for FY 2024-25 vis-à-vis target specified by SERC with respect to the State DISCOMs, including deemed licensee/SEZ, Open Access Consumers and Captive users. The State ERC has not provided the RPO compliance data with respect to the target specified by the MoP.

Distribution Licensees

The State ERC has submitted the consolidated RPO data with respect to RPO target as specified by the SERC.

It is observed that as against the targets specified by the SERC, Jubilant Infrastructure Limited and MPSEZ have complied with both Solar and Non-Solar RPO Target, GUVNL and GIFT Power Company Limited have complied with Solar RPO Target and Deendayal Port trust has complied with Non-Solar RPO Target, whereas the other three Utilities i.e. Torrent Power Ltd (AMD/ Gandhinagar & Surat), Torrent Power Ltd (DAHEJ) and Torrent Power Ltd (Dholera Licence Area) have failed to comply with any of the RPO target specified by SERC. The total RPO met by GUVNL, Torrent Power Ltd (AMD/ Gandhinagar & Surat), Torrent Power Ltd.(DAHEJ), Torrent Power Ltd (Dholera Licence Area), MPSEZ, GIFT Power Company Limited, Jubilant Infrastructure Limited and Deendayal Port Trust is 20.21%, 18.79%, 4.98%, 0.13%, 20.70%, 20.60%, 21.07% and 57.71% respectively.

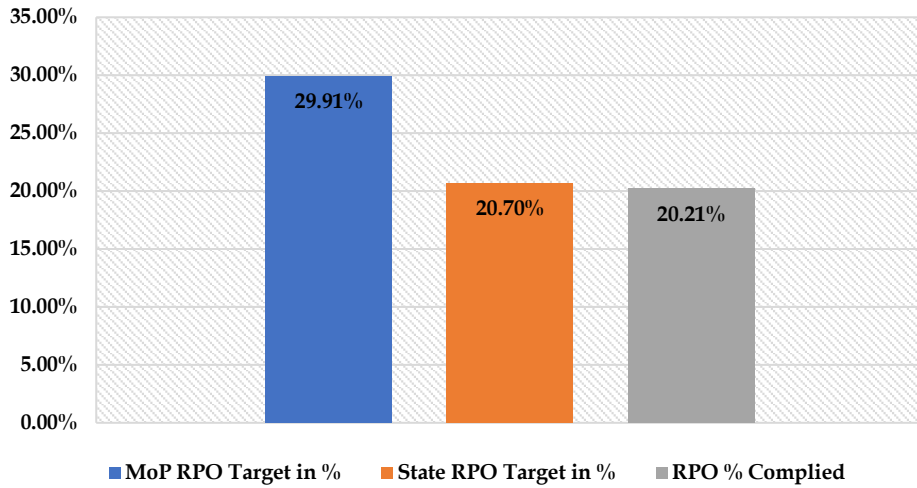
Open Access Consumers and Captive Users

Based on the data provided by the State ERC, out of 20 OA consumers and Captive Users, only 9 consumers have complied with Solar RPO target and 13 of them have complied with Non-Solar RPO Target.

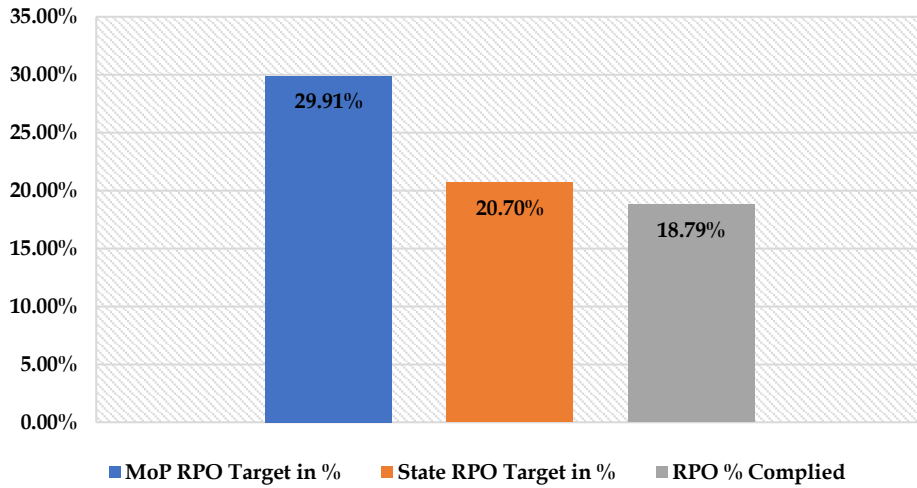
Graphical Representation of Compliance of DISCOM

The graphical representation of the RPO compliance of State DISCOM is shown below-

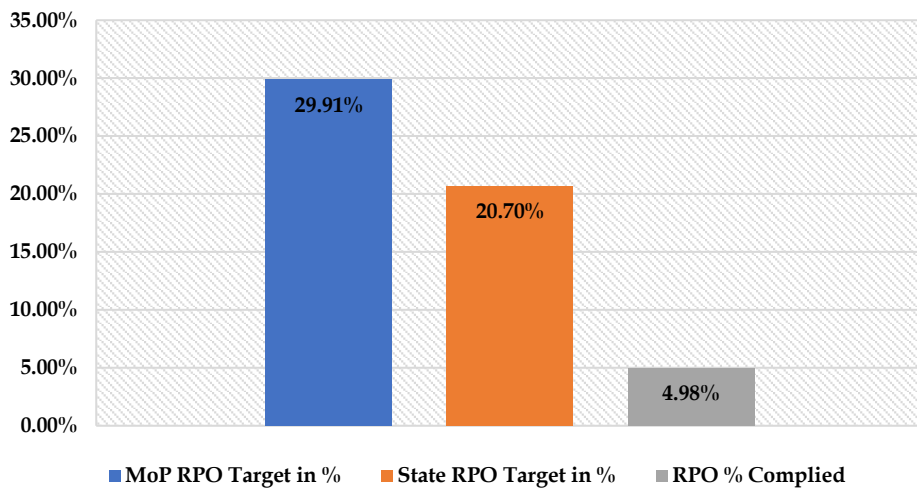
Gujarat Urja Vikas Nigam Ltd



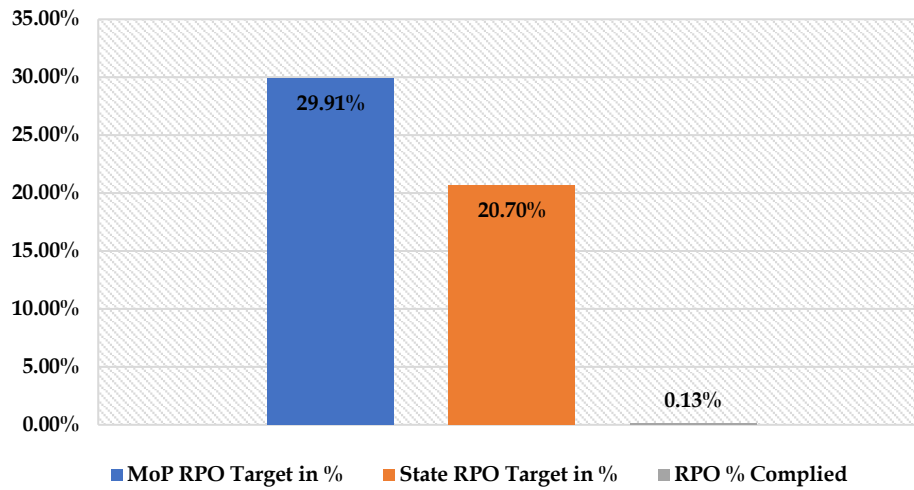
Torrent Power Ltd (AMD/ Gandhinagar & Surat)



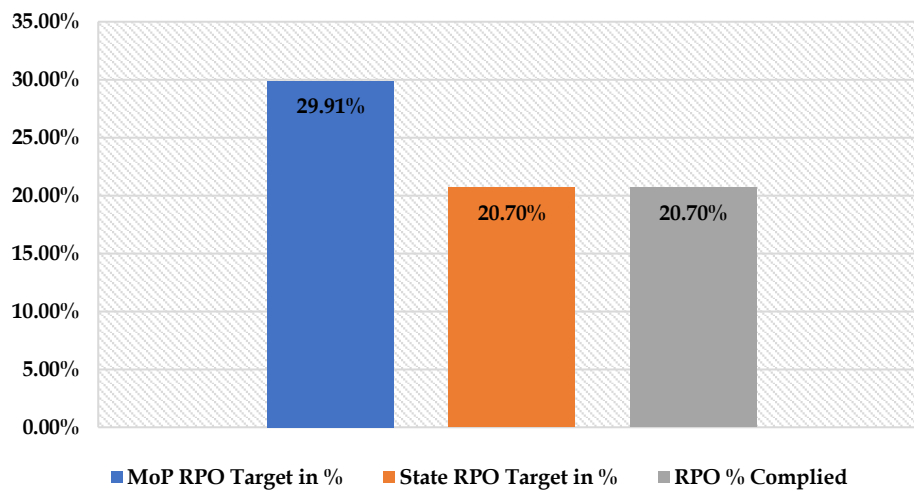
Torrent Power Ltd.(DAHEJ)



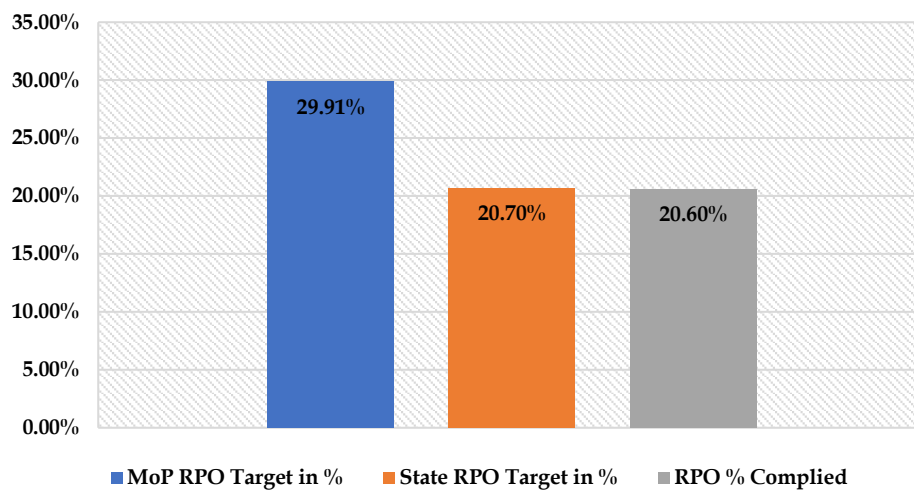
Torrent Power Ltd (Dholera Licence Area)



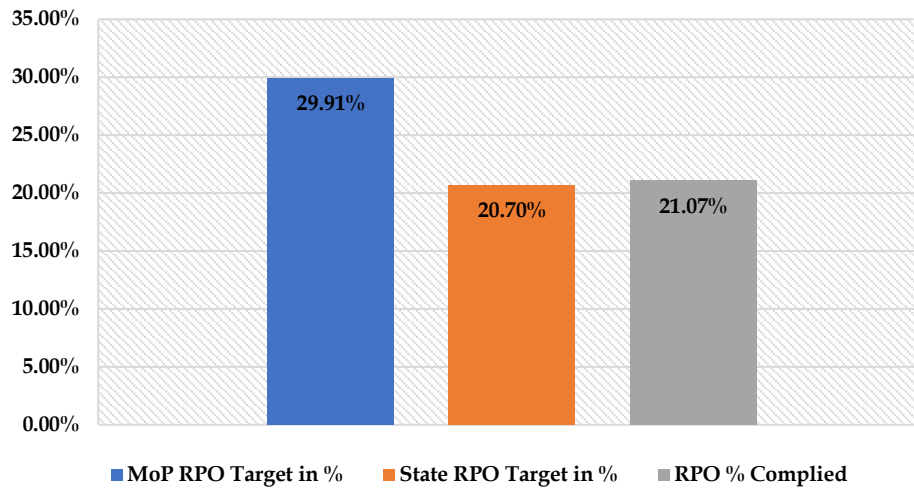
MPSEZ Utilities Pvt.Ltd



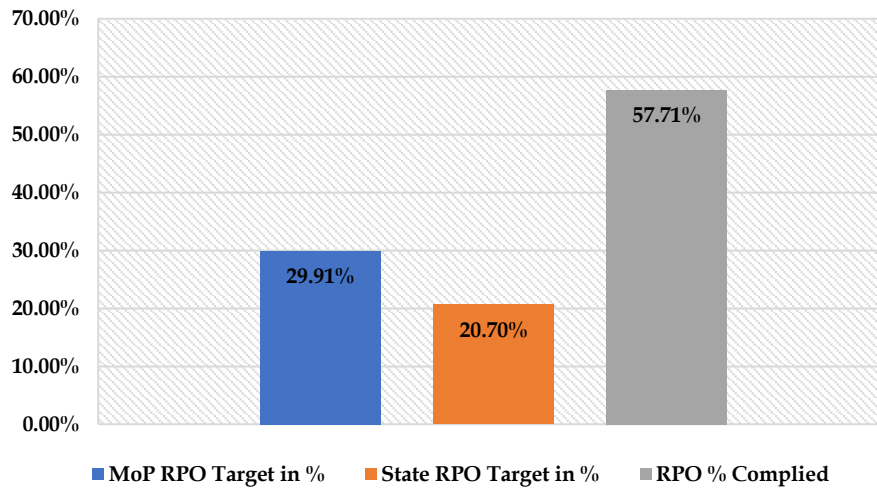
GIFT Power Company Limited



Jubilant Infrastructure Limited



Deendayal Port Trust, Kandla



3.15 Renewable Purchase Obligations (RPO) compliance for the State of Haryana

- ❖ The State ERC of Haryana has submitted RPO Compliance data vis-à-vis SERC Targets for DISCOMs, Open Access Consumer and Captive Users for the FY 2024-25, whereas no data is provided with respect to MoP Target. The RPO Compliance data as provided by the State Commission, is reproduced as under.

Actuals vis-à-vis SERC Target - DISCOMs

Wind RPO Compliance Statement											
			Target		Achievement						
Name of DISCOM	Financial Year	Actual Energy Consumption During the Year as per HERC order dated 05.03.2024	Wind RPO Target for the FY as stipulated by the State Commission Regulations/Order		Wind Energy Consumed	Units consumed from Other Sources of Renewable Energy for adjustment. If allowed by SERC, Please Specify		Purchase of REC if in future allowed to meet WPO	Total of Units consumed and REC purchased to meet Wind RPO	Deficit/(Surplus)	Whether State Wind Targets Fulfilled
	FY	MU	%	MU	MU	Source of RE	MU	MU	MU	MU	Yes/No
	2024-25	1	2	3=2*1	4		5	6	7=4+5+6	8=3-7	
UHBVN & DHBVN	FY 2024-25	51128.00	2.46%	1,257.00	1265.40	-	0	0	1265.40	(8.40)	Yes
<i>* Wind Sources meeting the qualification criteria as per HERC</i>											
<i>Above data to be submitted, if Wind RPO has been specified and the compliance has to be computed in accordance with the State Specific Regulations.</i>											

HPO Compliance Statement											
			Target		Achievement						
Name of DISCOM	Financial Year	Actual Energy Consumption During the Year as per HERC order dated 05.03.2024	HPO Target for the FY as stipulated by the State Commission Regulations/Order		Hydro Energy Consumed	Units consumed from Other Sources of Renewable Energy for adjustment. If any, Please Specify		REC purchased to meet HPO	Total of Hydro Units consumed and REC Purchased to meet HPO	Deficit/(Surplus)	Whether State HPO Targets Fulfilled
	FY	MU	%	MU	MU	Source of RE	MU	MU	MU	MU	Yes/No
	2024-25	1	2	3=2*1	4		5	6	7=4+5+6	8=3-7	
UHBVN & DHBVN	FY 2024-25	51128.00	1.08%	552	1387.70	-	0	0	1387.70	(835.70)	Yes
<i>* Hydro Sources meeting the qualification criteria as per HERC</i>											
<i>Above data to be submitted, if HPO has been specified and the compliance has to be computed in accordance with the State Specific Regulations.</i>											

Other RPO Compliance Statement											
			Target		Achievement						
Name of DISCOM	Financial Year	Actual Energy Consumption During the Year as per HERC order dated 05.03.2024	Other RPO Target for the FY as stipulated by the State Commission Regulations/Order		Units consumed from Other Renewable Energy Sources	Units consumed from Other Sources of Renewable Energy for adjustment. If any, Please Specify		REC Purchased to meet other RPO	Total of Units consumed and REC to meet Other RPO	Deficit/(Surplus)	Whether State Other Renewable

											Energy Targets Fulfilled
	FY	MU	%	MU	MU	Source of RE	MU	MU	MU	MU	Yes/No
	2024-25	1	2	3=2*1	4		5	6	7=4+5+6	8=3-7	
UHBVN & DHBVN	FY 2024-25	51128.00	26.37%	13482	15743.00	-	0	0	15743.00	(2261.00)	Yes

*Note:- *Other Sources of Renewable Energy shall be as specified by respective SERCs.*

Above data to be submitted, if Other RPO has been specified and the compliance has to be computed in accordance with the State Specific Regulations.

Actuals vis-à-vis SERC Target - Captive User

Name	Year	Total Power generation by captive power producer (MU)	RPO require (Solar @4% for before 2018-19, 5.5% for 2019-20, 8% for 2021-22 and 9% for 2022-23)	RPO required (Non-Solar @3% upto 2021-22 and 9% for 2022-23)	HPO Required (0.35% for 2022-23 installation)	No. of Units generated/purchased from solar renewable energy source	No. of Units generated/purchased from Non-solar renewable energy sources	No. of Hydro Units generated/purchased (MU)	No. of REC/RE units purchased (Solar)(MU)	No. of REC/RE units purchased (Non-Solar)(MU)	HPO certificate purchased (MU)	Shortfall/(Surplus) (Solar)(MU)	Shortfall/(Surplus) (Non-Solar)(MU)	Shortfall/(Surplus) of HPO(MU)
Maruti Suzuki India Ltd. Haryana	2024-25	210.714	8.61	6.393	0.012	56.276	0	0	0	5.614	0.192	(47.66)	1.279*	(0.18)

** Shortfall of Non-Solar RPO is adjusted with surplus Solar RPO as per HERC Regulations.*

Actuals vis-à-vis SERC Target - Open Access Consumer

Wind RPO Compliance Statement

Wind RPO Compliance Statement												
			Target		Achievement							
Name	Financial Year	Actual Energy Consumption During the Year	Wind RPO Target for the FY as stipulated by the State Commission Regulations/Order		Wind Energy Consumed	Units consumed from Other Sources of Renewable Energy for adjustment. If allowed by SERC, Please Specify		Purchase of REC if in future allowed to meet WPO	Total of Units consumed and REC purchased to meet Wind RPO	Deficit/(Surplus)	Whether State Targets Fulfilled	
	FY	MU	%	MU	MU	Source of RE		MU	MU	MU	Yes/No	
		1	2	3=2*1	4			5	6	7=4+5+6	8=3-7	
Asahu India Glass Ltd Bawal Rewari	2024-25	0.058	2.46%	0.001	0.000					0.000	0.001	No
DCM Textile Hisar		1.377	2.46%	0.034	0.000					0.000	0.034	No
Hindusthan National Glass & Industries Ltd. Bhadurgarh		3.898	2.46%	0.096	0.000					0.000	0.096	No
Jindal Stainless Ltd		109.563	2.46%	2.695	0.000					0.000	2.695	No
Wonder Cement Limited Jhajjar		0.334	2.46%	0.008	0.000					0.000	0.008	No
Northern Railway		648.330	2.46%	15.949	0.000					0.000	15.949	No

HPO Compliance Statement

HPO Compliance Statement												
			Target		Achievement							
Name	Financial Year	Actual Energy Consumption During the Year	HPO Target for the FY as stipulated by the State Commission Regulations/Order		Hydro Energy Consumed	Units consumed from Other Sources of Renewable Energy for adjustment. If any, Please Specify		REC purchased to meet HPO	Total of Hydro Units consumed and REC Purchased to meet HPO	Deficit/(Surplus)	Whether State Targets Fulfilled	
	FY	MU	%	MU	MU	Source of RE		MU	MU	MU	Yes/No	
		1	2	3=2*1	4			5	6	7=4+5+6	8=3-7	
Asahu India Glass Ltd Bawal Rewari	2024-25	0.058	1.08%	0.001	0.000					0.000	0.001	No
DCM Textile Hisar		1.377	1.08%	0.015	0.000					0.000	0.015	No

Hindusthan National Glass & Industries Ltd. Bhadurgarh		3.898	1.08%	0.042	0.000				0.000	0.042	No
Jindal Stainless Ltd		109.563	1.08%	1.183	0.000				0.000	1.183	No
Wonder Ccement Limited Jhajjar		0.334	1.08%	0.004	0.000				0.000	0.004	No
Northern Railway		648.330	1.08%	7.002	0.000				0.000	7.002	No

Other RPO Compliance Statement

Name	Financial Year	Actual Energy Consumption During the Year	Target		Achievement						Whether State Other Renewable Energy Targets Fulfilled
			Other RPO Target for the FY as stipulated by the State Commission Regulations/Order		Units consumed from Other Renewable Energy Sources	Units consumed from Other Sources of Renewable Energy for adjustment.		REC Purchased to meet other RPO	Total of Units consumed and REC to meet Other RPO	Deficit/(Surplus)	
			%	MU	MU	Source of RE	MU	MU	MU	MU	
			1	2	3=2*1	4	5	6	7=4+5+6	8=3-7	
Asahu India Glass Ltd Bawal Rewari	2024-25	0.058	26.37%	0.015	7.632				7.632	(7.617)	Yes
DCM Textile Hisar		1.377	26.37%	0.363	0.493				0.493	(0.130)	Yes
Hindusthan National Glass & Industries Ltd. Bhadurgarh		3.898	26.37%	1.028	0.000				0.000	1.028	No
Jindal Stainless Ltd		109.563	26.37%	28.892	225.384				225.384	(196.492)	Yes
Wonder Ccement Limited Jhajjar		0.334	26.37%	0.088	0.040				0.040	0.048	No
Northern Railway		648.330	26.37%	170.965	41.428				41.428	129.537	No

3.16 Analysis of Renewable Purchase Obligations (RPO) compliance for the State of Haryana

The RPO targets set by the Ministry of Power (MoP) for WPO, HPO, DRE and Other RPO Targets for FY 2024-25 were 0.67%, 0.38%, 1.5% and 27.35%, respectively. The State ERC in the “Haryana Electricity Regulatory Commission (Terms and Conditions for determination of Tariff from Renewable Energy Sources, Renewable Purchase Obligation and Renewable Energy Certificate) Regulations, 2021, (2nd Amendment) 2022” dated 26.12.2022 specified the WPO, HPO and Other RPO targets for the FY 2024-25 as 2.46%, 1.08% and 26.37% respectively.

The ERC has submitted RPO compliance data for FY 2024-25 vis-à-vis target specified by the SERC with respect to the State DISCOMs, Open Access Consumers and Captive Users. The ERC has not submitted the RPO compliance with respect to the MoP Target.

Distribution Licensees

It is observed that as against the targets specified by the SERC, the ERC has submitted the combined data for the Haryana Utilities i.e. UHBVN and DHBVN. The Haryana Utilities i.e. UHBVN and DHBVN on combined basis were able to comply with Wind, HPO and Other RPO Target in the FY 2024-25. The total RPO met by Haryana Utilities is 35.98% on consolidated basis, which also meets the overall compliance vis-à-vis the consolidated target of 29.91% specified by the State.

Open Access Consumers

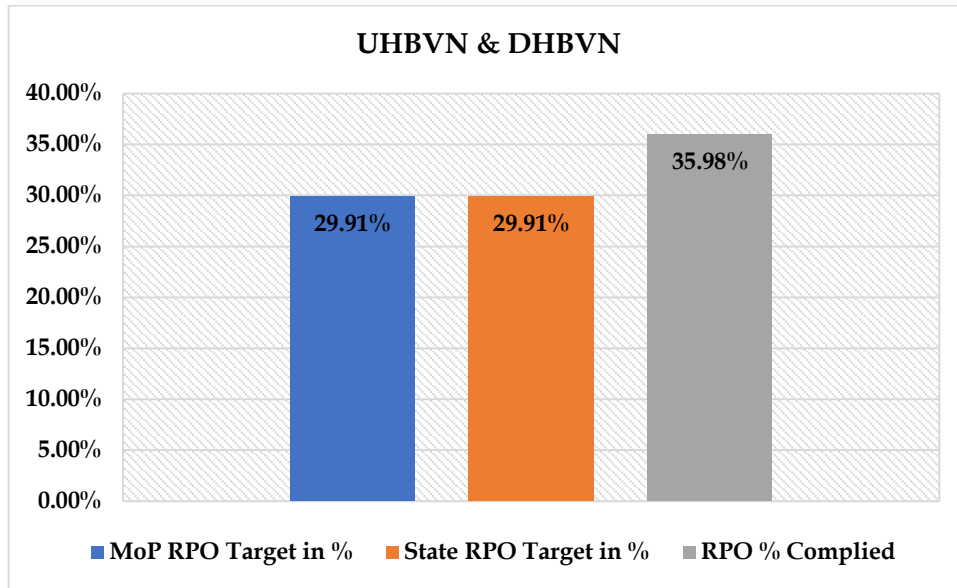
Based on the data provided by the State ERC, out of 6 OA consumers, none of them comply with the Wind and HPO target. In regard to Other RPO targets, three of the OA consumers comply with the target whereas the other three fail to comply.

Captive Users

It is observed that as against the targets specified by the State, the ERC has submitted the detail of only one captive user. The single Captive User was able to comply with the Solar, Non-Solar and HPO targets specified by the SERC.

Graphical Representation of Compliance of DISCOM

The graphical representation of the RPO compliance of State DISCOM is shown below-



3.17 Renewable Purchase Obligations (RPO) compliance for the State of Himachal Pradesh

- ❖ The State ERC of Himachal Pradesh has submitted RPO Compliance data vis-à-vis SERC Targets for DISCOMs, Open Access Consumer and Captive Users for the FY 2024-25, whereas no data is provided with respect to the MoP Target. The RPO Compliance data as provided by the State Commission, is reproduced as under.

Actuals vis-à-vis SERC Target - DISCOMs

Wind RPO Compliance Statement												
			Target		Achievement							
Name	Financial Year	Actual Energy Consumption During the Year	Wind RPO Target for the FY as stipulated by the State Commission Regulations/Order		Wind RPO Target for the FY as stipulated by the State Commission after apportionment of ESO	Wind Energy Consumed	Units consumed from Other Sources of Renewable Energy for adjustment. If allowed by SERC, Please Specify		Purchase of REC if in future allowed to meet WPO	Total of Units consumed and REC purchased to meet Wind RPO	Deficit/(Surplus)	Whether State Targets Fulfilled
	FY	MU	%	MU	MU	MU	Source of RE	MU	MU	MU	MU	Yes/No
		1	2	3=2*1	4	5		6	7	8=5+6+7	9=4-8	
HPSEBL	2024-25	13528.74	2.46%	332.81	349.50	Nil	-	-	-	0	349.50	No

HPO Compliance Statement												
			Target		Achievement							
Name	Financial Year	Actual Energy Consumption During the Year	HPO Target for the FY as stipulated by the State Commission Regulations/Order		HPO Target for the FY as stipulated by the State Commission after apportionment of ESO	Hydro Energy Consumed	Units consumed from Other Sources of Renewable Energy for adjustment. If any, Please Specify		REC purchased to meet HPO	Total of Hydro Units consumed and REC Purchased to meet HPO	Deficit/(Surplus)	Whether State Targets Fulfilled
	FY	MU	%	MU	MU	MU	Source of RE	MU	MU	MU	MU	Yes/No
		1	2	3=2*1	4	5		6	7	8=5+6+7	9=4-8	
HPSEBL	2024-25	13528.74	1.08%	146.11	153.44	657.06	-	-	-	657.06	(503.43)	Yes

Other RPO Compliance Statement												
			Target		Achievement							
Name	Financial Year	Actual Energy Consumption During the Year	Other RPO Target for the FY as stipulated by the State Commission Regulations/Order		Other RPO Target for the FY as stipulated by the State Commission after apportionment of ESO	Units consumed from Other Renewable Energy Sources	Units consumed from Other Sources of Renewable Energy for adjustment.		REC Purchased to meet other RPO	Total of Units consumed and REC to meet Other RPO	Deficit/(Surplus)	Whether State Other Renewable Energy Targets Fulfilled
	FY	MU	%	MU		MU	Source of RE	MU	MU	MU	MU	Yes/No
		1	2	3=2*1	4	5		6	7	8=5+6+7	9=4-8	

HPSEBL	2024-25	13528.74	26.37%	3567.53	3746.44	9441.87	-	-	-	9441.87	(5695.43)	Yes
--------	---------	----------	--------	---------	---------	---------	---	---	---	---------	-----------	-----

Actuals vis-à-vis SERC Target - Open Access Consumer and Captive User*

RPPO Compliance status of Open Access and Standby Obligated Entities for FY 2024-25						
Name of the Obligated Entity	Consumption (MWh)				Net Deficit / (Surplus) as per HPERC RPO Trajectory/ Regulation 2023 in MWh	Status After Applying Multiplier
	Category - Open Access/ Standby	Standby	Open Access	Total		
1	2	3	4	5=3+4	6	7
Ambuja cement Ltd Suli	Open Access and Standby	8.50	0.00	8.50	2.72	Non Compliant
Ambuja cement Ltd Nalagarh	Open Access and Standby	26.83	0.00	26.83	8.58	Non Compliant
ACC Limited Gagai Cenment Works	Open Access and Standby	19.70	5925.27	5944.97	1901.03	Non Compliant
Birla Textile Mills Sai Road Bhatouli Khurt	Open Access and Standby	9.79	197.00	206.79	66.00	Non Compliant
Indorama Industries Ltd Village Manpura Baddi	Open Access and Standby	660.72	0.00	660.72	39.00	Non Compliant
Ultratech Cement Village Baga	Open Access and Standby	1.40	24791.28	24792.68	7927.98	Non Compliant
Ultratech Cement Baheri Village Pandiyana	Open Access and Standby	14.26	599.28	613.54	196.19	Non Compliant
Sun-Pharma Industries Limited Village Batamandi	Open Access and Standby	2190.98	0.00	2190.98	(0.00)	Compliant
WINSOME Textile Industries Limited Baddi	Open Access and Standby	20.20	0.00	20.20	(4.00)	Compliant
Nestle India Limited VPO Nangal Kalan	Standby	433.43	0.00	433.43	(422.00)	Compliant
P&G Home Product Ltd	Standby	54.27	0.00	54.27	(3.00)	Compliant
SJVN Ltd Nathpa Jhakri	Standby	39.09	0.00	39.09	(1.00)	Compliant
Torrent Pharma Limited Village Bhud-MakhnuMajra	Standby	2056.74	0.00	2056.74	(57.00)	Compliant
Vardaman Textile Limited (BEHT-I) Baddi	Standby	61.14	0.00	61.14	20.00	Non Compliant
Vardaman Textile Limited M/s VMT Spinning Mills Baddi	Standby	63.69	0.00	63.69	19.00	Non Compliant
Doreal Indian Private Ltd	Open Access (Bilateral)	0.00	3469.13	3469.13	(1110.00)	This firm Purchased RE Power

* Incomplete/ partial data provided.

3.18 Analysis of Renewable Purchase Obligations (RPO) compliance for the State of Himachal Pradesh

The RPO targets set by the Ministry of Power (MoP) for WPO, HPO, DRE and Other RPO Targets for FY 2024-25 were 0.67%, 0.38%, 1.5% and 27.35%, respectively. The State ERC in the “Himachal Pradesh Electricity Regulatory Commission (Renewable Power Purchase Obligation and its Compliance) Regulations, 2023” dated 24.02.2023 specified the WPO, HPO and Other RPO targets for the FY 2024-25 as 2.46%, 1.08% and 26.37% respectively.

The ERC has submitted RPO compliance data for FY 2024-25 vis-à-vis target specified by the SERC with respect to the State DISCOMs, Open Access Consumers and Captive Users. The ERC has not submitted the RPO compliance with respect to the MoP Target.

Distribution Licensees

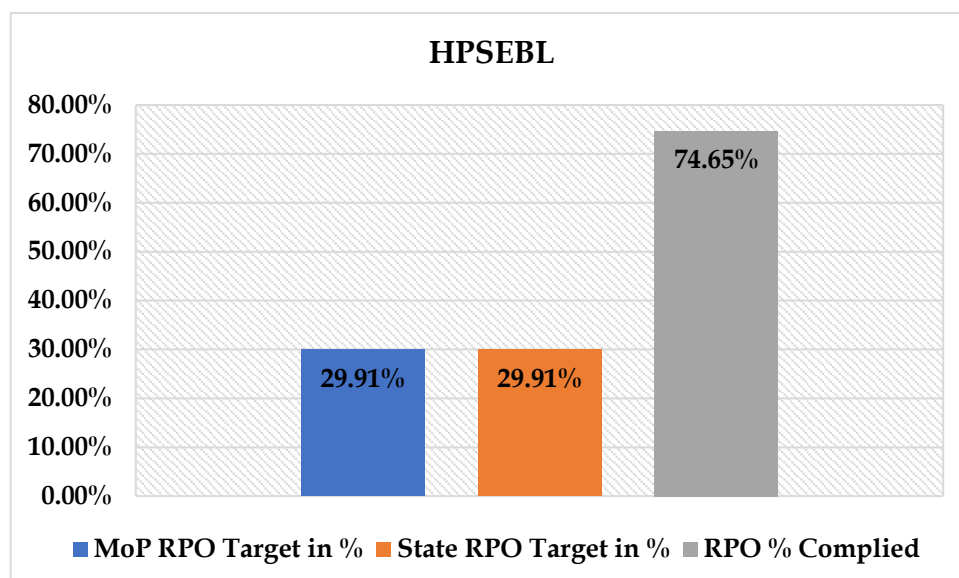
It is observed that as against the targets specified by the SERC, the Himachal Pradesh Utility i.e. HPSEBL has complied with the HPO and Other RPO Target specified in the FY 2024-25. The total RPO met by HPSEBL is 74.43%, which also meets the overall compliance vis-à-vis the consolidated target of 29.91% specified by the State.

Open Access Consumers and Captive Users

It is observed that as against the targets specified by the State, out of all the 16 nos. of OA Consumers and Captive Users, only 7 nos. of OA Consumers and Captive Users were able to comply with RPO Target specified by the State on consolidated basis.

Graphical Representation of Compliance of DISCOM

The graphical representation of the RPO compliance of State DISCOM is shown below-



3.19 Renewable Purchase Obligations (RPO) compliance for the Union Territory of Jammu & Kashmir and Ladakh

- ❖ As the RPO target specified by the ERC for Union Territory of Jammu & Kashmir and Ladakh and the MoP is same, the ERC has submitted one common RPO Compliance data vis-à-vis MoP and SERC Targets for DISCOMs for the FY 2024-25. The ERC has not furnished the details related to OA and Captive Consumers during the said period. The RPO Compliance data as provided by the State Commission, is reproduced as under.

Actuals vis-à-vis MoP and SERC Target

Wind RPO Compliance Statement										
DISCOMS	Financial Year	Actual Energy Consumption During the Year	WPO Target		Wind Energy Consumed	Excess HPO/Other RPO adjusted as allowed by MoP	Purchase of REC if in future allowed to meet WPO	Total (C+D+E)	Unfulfilled/ (Surplus) as per MoP Target [1-2]	Whether Targets Fulfilled Yes/No
			for Financial Year as stipulated by the MoP							
	FY	(A)	(B)	[1=A*B]	(C)	(D)	(E)	[2]	[3]	
		(MU)	(%)	(MU)	(MU)	(MU)	(MU)	(MU)	(MU)	
JKPCL	2024-25	21,160.00	0.67%	141.77	0.00	102.00	0.00	102.00	39.77	No
JPDCL		9,397.00	0.67%	62.96	0.00	48.00	0.00	48.00	14.96	No
KPDCL		11,430.00	0.67%	76.58	0.00	52.00	0.00	52.00	24.58	No
LPDD		333.00	0.67%	2.23	0.00	1.50	0.00	1.50	0.73	No

HPO RPO Compliance Statement											
DISCOMS	Financial Year	Actual Energy Consumption During the Year	HPO Target		Particulars	Hydro Energy Consumed	Excess WPO/Other RPO adjusted as allowed by MoP	Purchase of REC if in future allowed to meet HPO	Total (C+D+E)	Unfulfilled/ (Surplus) as per MoP Target [1-2]	Whether State Targets Fulfilled Yes/No
			for Financial Year as stipulated by MoP								
	FY	(A)	(B)	[1=A*B]		(C)	(D)	(E)	[2]	[3]	
		(MU)	(%)	(MU)		(MU)	(MU)	(MU)	(MU)	(MU)	
JKPCL	2024-25	21,160	0.38%	80.41	From Hydro Projects commissioned after the 31st March, 2024	0	37	0	37	43.41	No
JPDCL		9,397	0.38%	35.71		0	27	0	27	8.71	No
KPDCL		11,430	0.38%	43.43		0	29	0	29	14.43	No
LPDD		333	0.38%	1.27		0	1	0	1	0.41	No

Distributed Renewable Energy RPO Compliance Statement									
DISCOMS	Financial Year	Actual Energy Consumption	Distributed Renewable Energy Target		Particulars	Energy Consumed from DRE Sources	Unfulfilled/ (Surplus) as per MoP Target	Whether State	

	FY	During the Year	for Financial Year as per MoP		[2]	(1-2)	Targets Fulfilled	
		(A)	(B)	[1=A*B*10^6]		(C)	Yes/No	
		MU	(%)	kWh	kWh	kWh		
JKPCL	2024-25	21,160	0.75%	158700000.00	From renewable energy projects that are less than 10 MW in size	161561105.00	(2861105.00)	Yes
JPDCL		9,397	0.75%	70477500.00		72449231.00	(1971731.00)	Yes
KPDCL		11,430	0.75%	85725000.00		86589246.00	(864246.00)	Yes
LPDD		333	0.75%	2497500.00		2522630.00	(25130.00)	Yes

Other RPO Compliance Statement

Financial Year	DISCOMS	Actual Energy Consumption During the Year	Other RPO Target		Particulars	Solar	Wind	Hydro	Other (PLs. Specify)	Total	Unfulfilled/ (Surplus) as per MoP Target	WPO adjusted	HPO adjusted	Unfulfilled/ (Surplus) as per MoP Target	Whether State Targets Fulfilled
			(B)	[1=A*B]		(C)	(D)	(E)	(F)	(C+D+E+F)	[1-2]				[3]
FY		(A)	(B)	(MU)		(MU)	(MU)	(MU)	(MU)	(MU)	(MU)				
2024-25	JKPCL	21,160	28.10%	5,946	*renewable energy component met by energy produced from any renewable energy power project other than sources which complied for WPO, HPO and Distributed Renewable Energy (from all WPPs and Hydro Power Projects [including Pump Storage Projects (PSPs) and Small Hydro Projects (SHPs)], including free power, commissioned before the 1st April, 2024)	0	0	961	8,062	9,023	(3,077)	0	0	(3,077)	Yes
					Excess of WPO and HPO to be adjusted as per MoP Order										
					Purchase of Renewable Energy Certificates										
					Total										
2024-25	JPDCL	9,397	28.10%	2,641	*renewable energy component met by energy produced from any renewable energy power project other than sources which complied for WPO, HPO and Distributed Renewable Energy (from all WPPs and Hydro Power Projects [including Pump Storage Projects (PSPs) and Small Hydro Projects (SHPs)], including free power, commissioned before the 1st April, 2024)	0	0	349	4,086	4,435	(1,794)	0	0	(1,794)	Yes
					Excess of WPO and HPO to be adjusted as per MoP Order										

					Purchase of Renewable Energy Certificates										
					Total										
2024-25	KPDCL	11,430	28.10%	3,212	*renewable energy component met by energy produced from any renewable energy power project other than sources which complied for WPO, HPO and Distributed Renewable Energy (from all WPPs and Hydro Power Projects [including Pump Storage Projects (PSPs) and Small Hydro Projects (SHPs)], including free power, commissioned before the 1st April, 2024)	0	0	594	3,865	4,459	(1,247)	0	0	(1,247)	Yes
					Excess of WPO and HPO to be adjusted as per MoP Order										
					Purchase of Renewable Energy Certificates										
					Total										
2024-25	LPDD	333	28.10%	94	*renewable energy component met by energy produced from any renewable energy power project other than sources which complied for WPO, HPO and Distributed Renewable Energy (from all WPPs and Hydro Power Projects [including Pump Storage Projects (PSPs) and Small Hydro Projects (SHPs)], including free power, commissioned before the 1st April, 2024)	0	0	18	111	129	(35)	0	0	(35.43)	Yes
					Excess of WPO and HPO to be adjusted as per MoP Order										
					Purchase of Renewable Energy Certificates										
					Total										

3.20 Analysis of Renewable Purchase Obligations (RPO) compliance for the Union Territory of Jammu & Kashmir and Ladakh

The targets set by the Ministry of Power (MoP) for hilly NE States/UT against WPO, HPO, DRE and Other RPO Targets for FY 2024-25 were 0.67%, 0.38%, 0.75% and 28.10% respectively. The RPO target specified by the ERC in the “Joint Electricity Regulatory Commission for the UT of Jammu & Kashmir and the UT of Ladakh (Renewable Purchase Obligation and its Compliance) Regulations, 2024 dated 12.01.2024, the WPO, HPO, DRE and Other RPO targets set by UT of Jammu & Kashmir and the UT of Ladakh for FY 2024-25 for DISCOMs were 0.67%, 0.38%, 0.75% and 28.10% respectively which is in-line with target specified by MoP.

The ERC has submitted common RPO compliance data for FY 2024-25 vis-à-vis target specified by MoP as well as SERC with respect to the State DISCOMs and no data with regard to Open Access Consumers and Captive Users have been provided.

Distribution Licensees

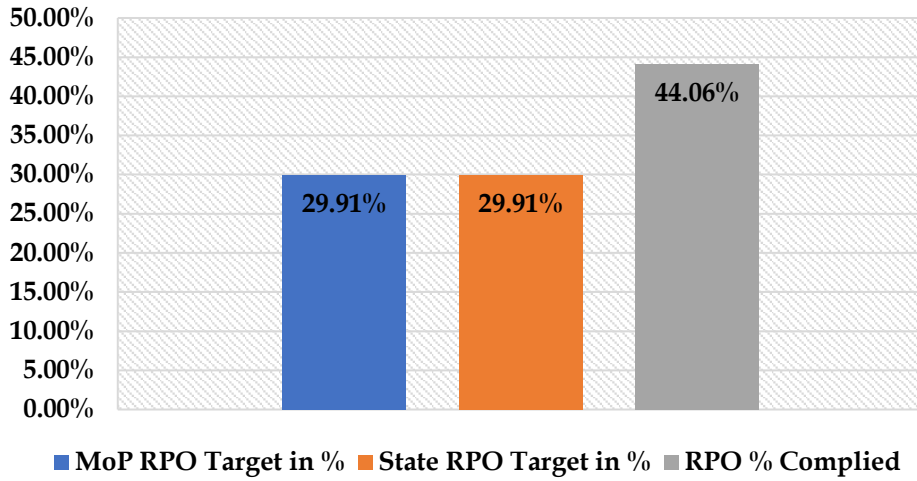
It is observed that as against the targets specified by the MoP and SERC, the J&K Utilities i.e. JKPCL, JPDCL and KPDCL were able to comply with the DRE Targets and Other RPO target. Due to fungibility, all the three Utilities of J&K were able to comply with the RPO target of Wind and HPO and in totality. The total RPO met by JKPCL, JPDCL and KPDCL is 44.06%, 48.77% and 40.48% respectively which also meets the overall compliance vis-à-vis the consolidated target of 29.91% specified by MoP and SERC.

The Ladakh DISCOM i.e. LPDD was able to comply with DRE Targets and Other RPO target. Due to fungibility, LPDD was able to comply with the RPO target of Wind and HPO and in totality. The total RPO met by LPDD is 40.25% which also meets the overall compliance vis-à-vis the consolidated target of 29.91% specified by MoP and SERC.

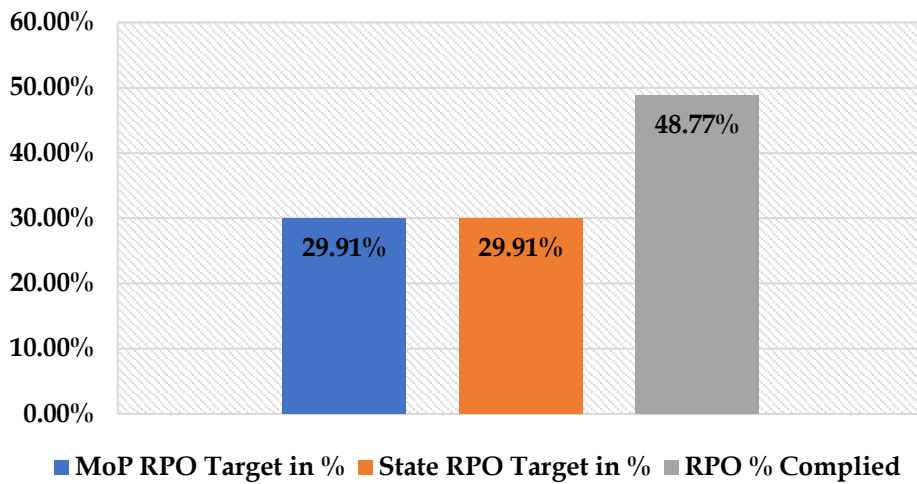
Graphical Representation of Compliance of DISCOM

The graphical representation of the RPO compliance of State DISCOM is shown below-

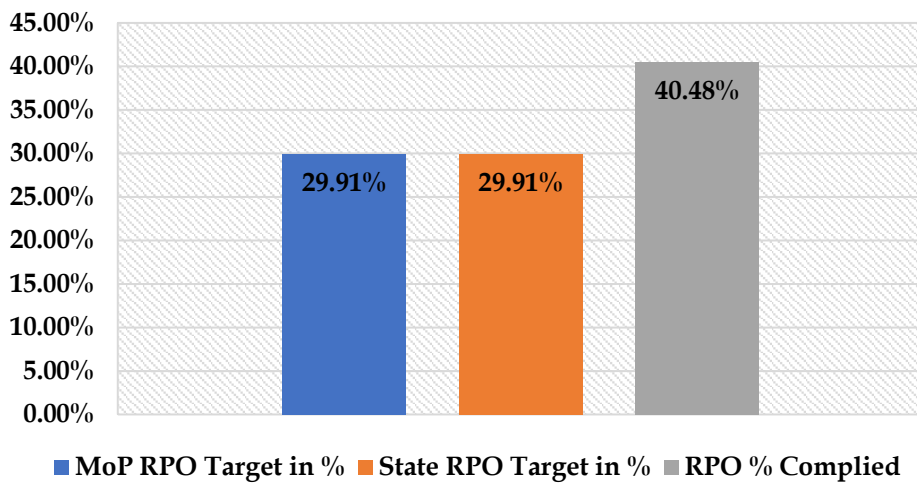
JKPCL



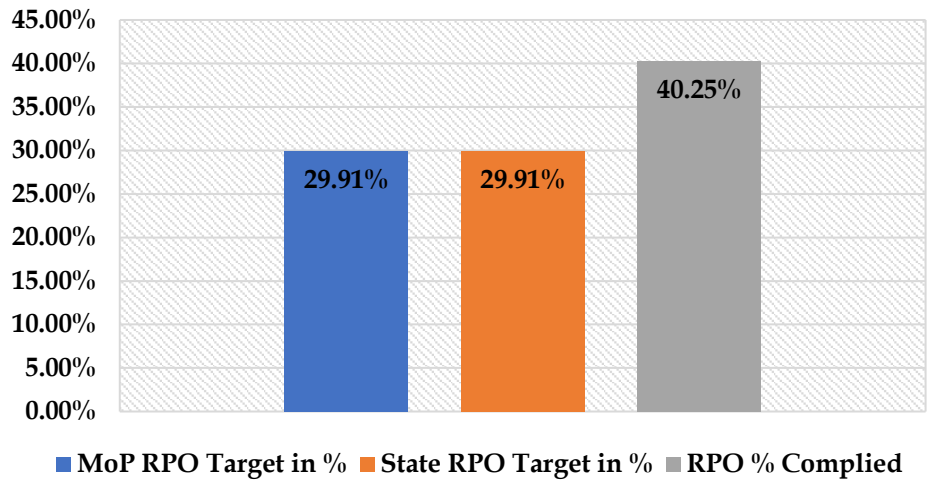
JPDCL



KPDCL



LPDD



3.21 Renewable Purchase Obligations (RPO) compliance as submitted by JERC for the State of Goa and UTs

- ❖ As the RPO target specified by the ERC for the State of Goa and UTs and MoP is the same, the ERC has submitted one common RPO Compliance data vis-à-vis MoP and SERC Targets for DISCOMs for the FY 2024-25. The ERC has not furnished the detail related to OA and Captive Consumers during the said period. The RPO Compliance data as provided by the State Commission, is reproduced as under.

Actuals vis-à-vis MoP and SERC Target

Wind RPO Compliance Statement										
Name of UT's	Financial Year	Actual Energy Consumption During the Year	Target		Achievement					
			WPO Target for Financial Year as stipulated by the MoP		Wind Energy Consumed	Excess HPO/Other RPO adjusted as allowed by MoP	Purchase of REC if in future allowed to meet WPO	Total (C+D+E)	Deficit/(Surplus) [1-2]	Whether SERC Targets Fulfilled
	FY	(A)	(B)	[1=A*B]	(C)	(D)	(E)	[2]	[3]	Yes/No
		(MU)	(%)	(MU)	(MU)	(MU)	(MU)	(MU)	(MU)	
Andaman & Nicobar	FY 2024-25	298.47	0.67%	2.00	0	0	0	0	2.00	No
Puducherry	FY 2024-25	3145.54	0.67%	21.08	165.05	0	0	165.05	(143.97)	Yes
Lakshadweep	FY 2024-25	53.91	0.67%	0.36	0	0	0	0	0.36	No
Goa	FY 2024-25	4860.87	0.67%	32.57	69.2	0	0	69.2	(36.63)	Yes
DNHDDPDCL	FY 2024-25	10687.06	0.67%	71.6	0	0	0	0	71.60	No
Chandigarh	FY 2024-25	1677.27	0.67%	11.24	0	0	0	0	11.24	No

HPO RPO Compliance Statement											
Name of UT's	Financial Year	Actual Energy Consumption During the Year	Target		Particulars	Achievement					
			HPO Target for Financial Year as stipulated by the MoP			Hydro Energy Consumed	Excess WPO/Other RPO adjusted as allowed by MoP	Purchase of REC if in future allowed to meet HPO	Total (C+D+E)	Deficit/(Surplus) [1-2]	Whether SERC Targets Fulfilled
	FY	(A)	(B)	[1=A*B]		(C)	(D)	(E)	[2]	[3]	Yes/No
		(MU)	(%)	(MU)		(MU)	(MU)	(MU)	(MU)	(MU)	
Andaman & Nicobar	FY 2024-25	298.47	0.38%	1.13	From Hydro Projects commissioned after the 31st March, 2024	0	0	0	0	1.13	No
Puducherry	FY 2024-25	3145.54	0.38%	11.95	From Hydro Projects commissioned after the 31st March, 2024	0.16	0	0	0.16	11.79	No

HPO RPO Compliance Statement

HPO RPO Compliance Statement											
			Target		Achievement						
Name of UT's	Financial Year	Actual Energy Consumption During the Year	HPO Target for Financial Year as stipulated by the MoP		Particulars	Hydro Energy Consumed	Excess WPO/Other RPO adjusted as allowed by MoP	Purchase of REC if in future allowed to meet HPO	Total (C+D+E)	Deficit/(Surplus) [1-2]	Whether SERC Targets Fulfilled
	FY	(A)	(B)	[1=A*B]		(C)	(D)	(E)	[2]	[3]	Yes/No
		(MU)	(%)	(MU)		(MU)	(MU)	(MU)	(MU)	(MU)	
Lakshadweep	FY 2024-25	53.91	0.38%	0.2	From Hydro Projects commissioned after the 31st March, 2024	0	0	0	0	0.20	No
Goa	FY 2024-25	4860.87	0.38%	18.47	From Hydro Projects commissioned after the 31st March, 2024	0	0	20	20	(1.53)	Yes
DNHDDPDCL	FY 2024-25	10687.06	0.38%	40.61	From Hydro Projects commissioned after the 31st March, 2024	0	0	0	0	40.61	No
Chandigarh	FY 2024-25	1677.27	0.38%	6.37	From Hydro Projects commissioned after the 31st March, 2024	0	0	0	0	6.37	No

Distributed Renewable Energy RPO Compliance Statement

Distributed Renewable Energy RPO Compliance Statement								
			Target		Achievement			
Name of UT's	Financial Year	Actual Energy Consumption During the Year	Distributed Renewable Energy Target for Financial Year as stipulated by the MoP		Particulars	Energy Consumed from DRE Sources	Deficit/(Surplus) [1-2]	Whether SERC Targets Fulfilled
	FY	(A)	(B)	[1=A*B*10^6]		[2]	[3]	Yes/No
		(MU)	(%)	kWh		kWh	kWh	
Andaman & Nicobar	FY 2024-25	298.47	1.50%	4477050	From renewable energy projects that are less than 10 MW in size	9520000	(5042950.00)	Yes
Puducherry	FY 2024-25	3145.54	1.50%	47183100		58620000	(11436900.00)	Yes
Lakshadweep	FY 2024-25	53.91	1.50%	808650		0	808650.00	No
Goa	FY 2024-25	4860.87	1.50%	72913050		82540000	(9626950.00)	Yes
DNHDDPDCL	FY 2024-25	10687.06	1.50%	160305900		270150000	(109844100.00)	Yes
Chandigarh	FY 2024-25	1677.27	1.50%	25159050		9030000	16129050.00	No

Other RPO Compliance Statement

Name of UT's	Financial Year	Actual Energy Consumption During the Year	Target		Achievement							Whether SERC Targets Fulfilled
			Other RPO Target for Financial Year as stipulated by MoP	Particulars	Solar	Wind	Hydro	Other	Total (C+D+E+F)	Deficit/(Surplus) [1-2]		
					(C)	(D)	(E)	(F)	[2]	[3]	Yes/No	
FY	(A)	(B)	[1=A*B]	(C)	(D)	(E)	(F)	[2]	[3]	Yes/No		
	(MU)	(%)	(MU)	(MU)	(MU)	(MU)	(MU)	(MU)	(MU)			
Andaman & Nicobar	FY 2024-25	298.47	27.35%	81.63	-	26.78	0	0	0	26.78	54.85	No
Puducherry	FY 2024-25	3145.54	27.35%	860.31	-	660.81	0	0	500	1160.81	(300.50)	Yes
Lakshadweep	FY 2024-25	53.91	27.35%	14.74	-	2.56	0	0	56.23	58.79	(44.05)	Yes
Goa	FY 2024-25	4860.87	27.35%	1329.45	-	865.83	0	0	600	1465.83	(136.38)	Yes
DNHDDPDCL	FY 2024-25	10687.06	27.35%	2922.91	-	10.67	0	0	5985	5995.67	(3072.76)	Yes
Chandigarh	FY 2024-25	1677.27	27.35%	458.73	-	1404.71	0	0	0	1404.71	(945.98)	Yes

3.22 Analysis of Renewable Purchase Obligations (RPO) compliance as submitted by JERC for the State of Goa and UTs

The targets set by the Ministry of Power (MoP) against WPO, HPO, DRE and Other RPO Targets for FY 2024-25 were 0.67%, 0.38%, 1.5% and 27.35% respectively. Further, as specified by the ERC in the “Joint Electricity Regulatory Commission for the State of Goa and UT (Procurement of Renewable Energy) (Fifth Amendment), Regulations 2024” dated 28.05.2024, the WPO, HPO, DRE and Other RPO targets set for FY 2024-25 is applicable for DISCOMs of Andaman & Nicobar, Puducherry, Lakshadweep, Goa, DNH and DD Power Corporation Limited (DNHDDPDCL) and Chandigarh were 0.67%, 0.38%, 1.5% and 27.35% respectively which is same as that specified by the MoP.

The ERC has submitted RPO compliance data for FY 2024-25 vis-à-vis target specified by MoP as well as SERC with respect to the State DISCOMs and no data with regard to Open Access Consumers and Captive Users have been provided.

Distribution Licensees

It is observed that as against the targets specified by the MoP and SERC, the Andaman and Nicobar DISCOM were able to comply with only DRE Targets with a surplus of 5.04 MU.

The Puducherry DISCOM were able to comply with Wind, DRE and Other RPO Target and there is a shortfall of 11.79 MU to comply with HPO Target. Due to fungibility the Puducherry DISCOM comply with the RPO target on consolidated basis.

The Lakshadweep DISCOM were able to comply with only Other RPO Targets with a surplus of 44.05 MU.

The Goa DISCOM were able to comply with the all of the targets specified by both MoP and State.

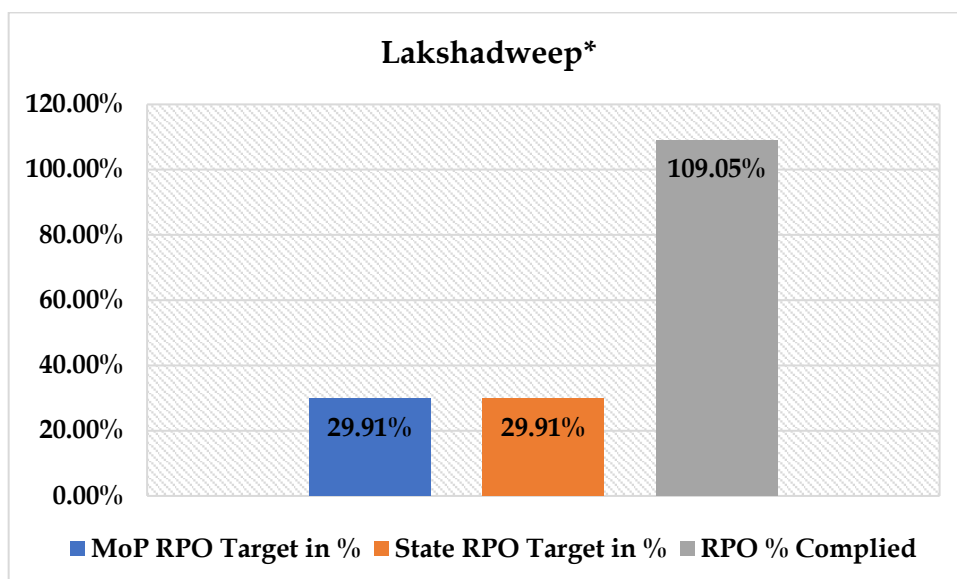
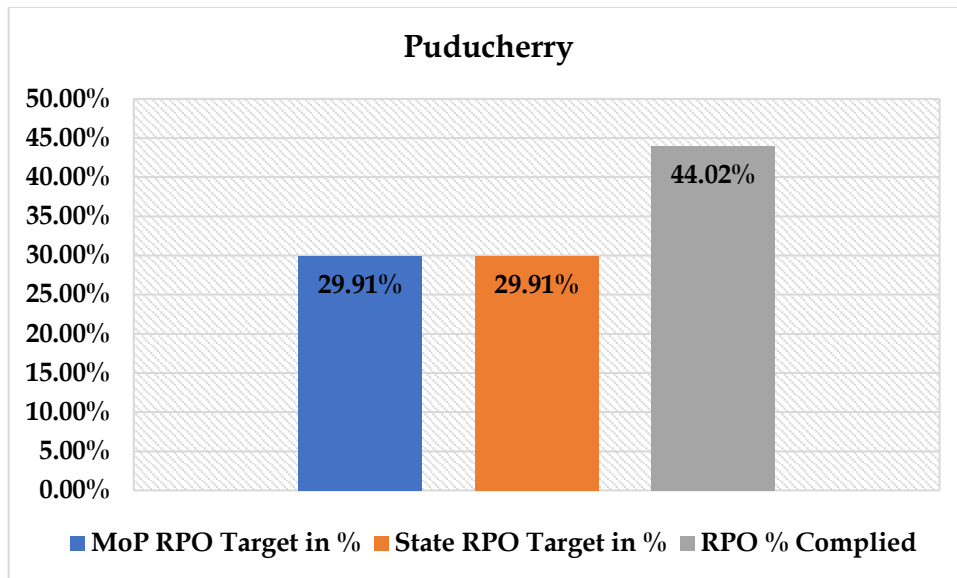
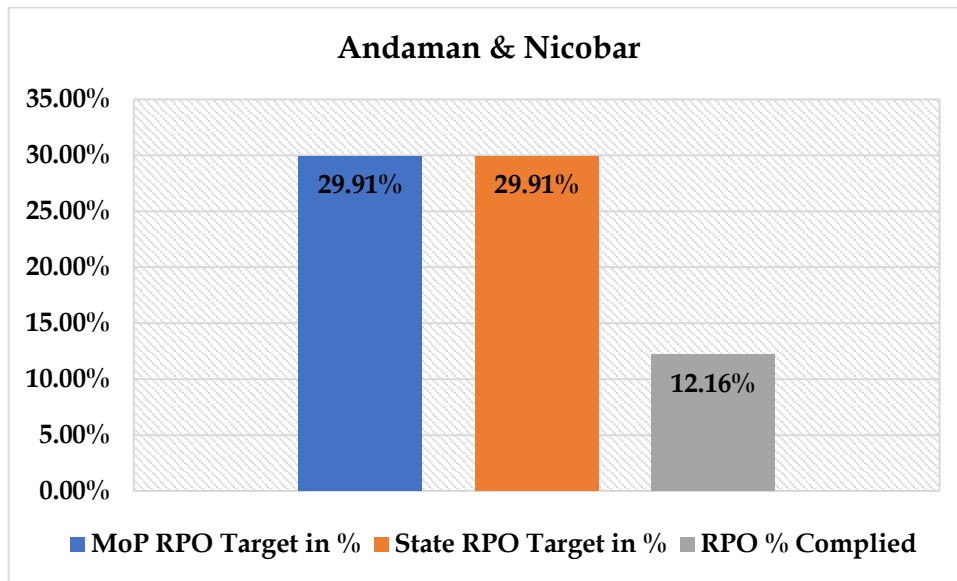
Dadar and Nagar Haveli DISCOM were able to comply with DRE and Other RPO Targets with a surplus of 109.84 MU and 3072.76 MU respectively. Due to fungibility, the Wind and HPO target is complied.

The Chandigarh DISCOM were able to comply with only Other RPO Targets with a surplus of 945.98 MU. Due to fungibility, the Wind and HPO target is complied. However, the DISCOM falls short with regard to DRE target specified by 16.13 MU.

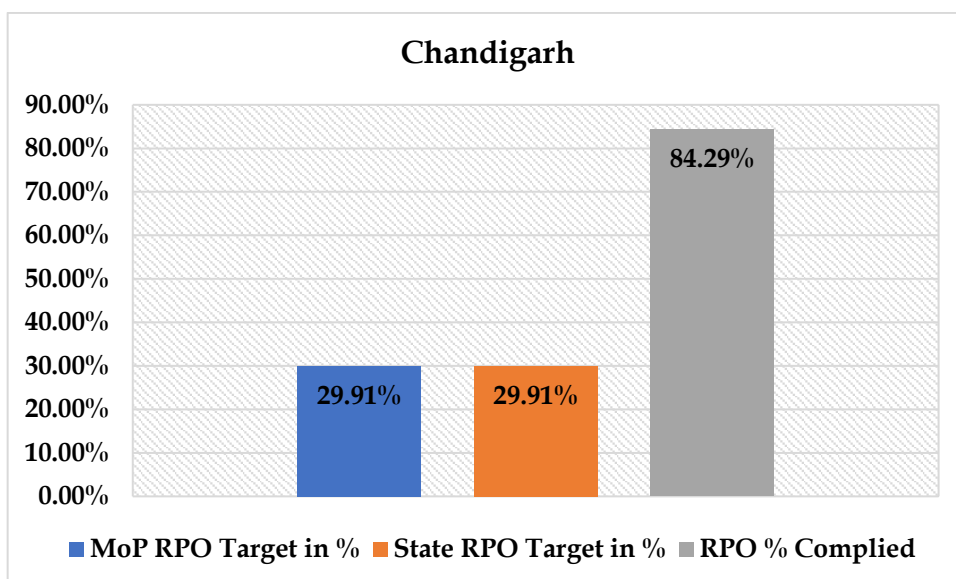
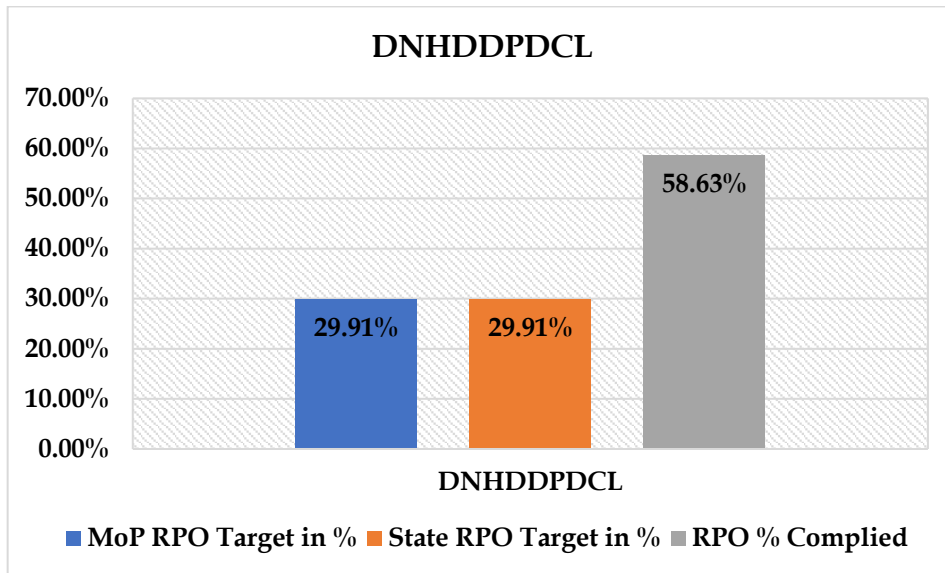
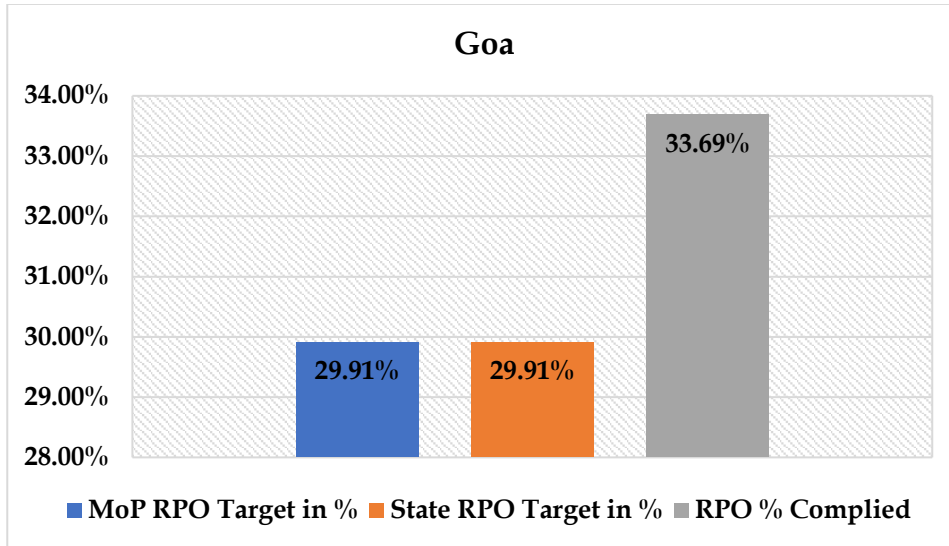
The total RPO met by Andaman & Nicobar, Puducherry, Lakshadweep, Goa, DNH and DD Power Corporation Limited (DNHDDPDCL) and Chandigarh are 12.16%, 44.02%, 109.05%, 33.69%, 58.63% and 84.29% respectively out of which all the DISCOMs excluding Andaman & Nicobar meets the overall compliance vis-à-vis the consolidated target of 29.91% specified by MoP and SERC

Graphical Representation of Compliance of DISCOM

The graphical representation of the RPO compliance of State DISCOM is shown below-



**RPO Consumption in Lakshadweep is more than 100% due to REC purchased as specified by the Suo Moto Order by the JERC (which states that, consume/purchase 50% of RE of the total backlogs till 2024), as confirmed by the ERC*



3.23 Renewable Purchase Obligations (RPO) compliance for the State of Jharkhand

- ❖ As the RPO target specified by the State ERC of Jharkhand and MoP is the same, the ERC has submitted one common RPO Compliance data vis-à-vis MoP and SERC Targets for DISCOMs, Captive Users and Open Access Consumers for the FY 2024-25. The RPO Compliance data as provided by the State Commission, is reproduced as under.

Actuals vis-à-vis SERC Target - DISCOM

Wind RPO Compliance Statement											
			Target		Achievement						
Name	Financial Year	Actual Energy Consumption During the Year	Wind RPO Target for the FY as stipulated by the State Commission Regulations/Order		Wind Energy Consumed	Units consumed from Other Sources of Renewable Energy for adjustment. If allowed by SERC, Please Specify		Purchase of REC if in future allowed to meet WPO	Total of Units consumed and REC purchased to meet Wind RPO	Deficit/(Surplus)	Whether State Targets Fulfilled
	FY	MU	%	MU	MU	Source of RE	MU	MU	MU	MU	Yes/No
		1	2	3=2*1	4		5	6	7=4+5+6	8=3-7	
Tata Steel DISCOM	2024-25	2648.56	0.67%	17.75	17.75				17.75	0.00	Yes
DVC	2024-25	9138.95	0.67%	61.23	62.30				62.30	(1.07)	Yes
JBVNL	2024-25	17091.05	0.67%	114.51	114.51				114.51	0.00	Yes
TATA Steel Utilities & Infrastructure Ltd. (JUSCO)	2024-25	JUSCO procure power from Distribution licensee i.e TATA Steel Ltd. JBVNL & DVC informed via. Letter No. PBD/PSK/937/2025-26 Dated:-30.04.2025									
Bokaro Steel Plant (DISCOM)	2024-25	RPO Data for (FY 2024-25) has not submitted till date									

HPO Compliance Statement											
			Target		Achievement						
Name	Financial Year	Actual Energy Consumption During the Year	HPO Target for the FY as stipulated by the State Commission Regulations/Order		Hydro Energy Consumed	Units consumed from Other Sources of Renewable Energy for adjustment. If any, Please Specify		REC purchased to meet HPO	Total of Hydro Units consumed and REC Purchased to meet HPO	Deficit/(Surplus)	Whether State Targets Fulfilled
	FY	MU	%	MU	MU	Source of RE	MU	MU	MU	MU	Yes/No
		1	2	3=2*1	4		5	6	7=4+5+6	8=3-7	
Tata Steel DISCOM	2024-25	2648.56	0.38%	10.06	10.06				10.06	0.00	Yes
DVC	2024-25	9138.95	0.38%	34.73	35.13				35.13	(0.40)	Yes
JBVNL	2024-25	17091.05	0.38%	64.95	64.95				64.95	0.00	Yes
TATA Steel Utilities & Infrastructure Ltd. (JUSCO)	2024-25	JUSCO procure power from Distribution licensee i.e TATA Steel Ltd. JBVNL & DVC informed via. Letter No. PBD/PSK/937/2025-26 Dated:-30.04.2025									
Bokaro Steel Plant (DISCOM)	2024-25	RPO Data for (FY 2024-25) has not submitted till date									

Distributed Renewable Energy (DRE) RPO Compliance Statement

		Target			Achievement		
Name	Financial Year	Actual Energy Consumption During the Year	DRE Target for the FY as stipulated by the State Commission Regulations/Order		Units consumed from DRE Sources	Deficit/(Surplus)	Whether State DRE Targets Fulfilled
	FY	MU	%	MU	MU	MU	Yes/No
		1	2	3=2*1	4	5=3-4	
Tata Steel DISCOM	2024-25	2648.56	1.50%	39.73	39.73	0.00	Yes
DVC	2024-25	9138.95	1.50%	137.08	141.82	(4.74)	Yes
JBVNL	2024-25	17091.05	1.50%	256.37	91.68	164.69	No
TATA Steel Utilities & Infrastructure Ltd. (JUSCO)	2024-25	JUSCO procure power from Distribution licensee i.e TATA Steel Ltd. JBVNL & DVC informed via. Letter No. PBD/PSK/937/2025-26 Dated:-30.04.2025					
Bokaro Steel Plant (DISCOM)	2024-25	RPO Data for (FY 2024-25) has not submitted till date					

Other RPO Compliance Statement

		Target			Achievement						
Name	Financial Year	Actual Energy Consumption During the Year	Other RPO Target for the FY as stipulated by the State Commission Regulations/Order		Units consumed from Other Renewable Energy Sources	Units consumed from Other Sources of Renewable Energy for adjustment.		REC Purchased to meet other RPO	Total of Units consumed and REC to meet Other RPO	Deficit/(Surplus)	Whether State Other Renewable Energy Targets Fulfilled
	FY	MU	%	MU	MU	Source of RE	MU	MU	MU	MU	Yes/No
		1	2	3=2*1	4		5	6	7=4+5+6	8=3-7	
Tata Steel DISCOM	2024-25	2648.56	27.35%	724.38	725.28				725.28	(0.90)	Yes
DVC	2024-25	9138.95	27.35%	2499.50	2523.20				2523.2	(23.70)	Yes
JBVNL	2024-25	17091.05	27.35%	4674.40	4952.44				4952.443	(278.04)	Yes
TATA Steel Utilities & Infrastructure Ltd. (JUSCO)	2024-25	JUSCO procure power from Distribution licensee i.e TATA Steel Ltd. JBVNL & DVC informed via. Letter No. PBD/PSK/937/2025-26 Dated:-30.04.2025									
Bokaro Steel Plant (DISCOM)	2024-25	RPO Data for (FY 2024-25) has not submitted till date									

Actuals vis-à-vis SERC Target - CU and OA

Wind RPO Compliance Statement												
		Target			Achievement							
Name	Financial Year	Actual Energy Consumption During the Year	Wind RPO Target for the FY as stipulated by the State Commission Regulations/Order		Wind Energy Consumed	Units consumed from Other Sources of Renewable Energy for adjustment. If allowed by SERC, Please Specify		Purchase of REC if in future allowed to meet WPO	Total of Units consumed and REC purchased to meet Wind RPO	Deficit/(Surplus)	Whether State Targets Fulfilled	
	FY	MU	%	MU	MU	Source of RE	MU	MU	MU	MU	Yes/No	
		1	2	3=2*1	4		5	6	7=4+5+6	8=3-7		
Electro Steel Ltd. Bokaro	2024-25	289.89	0.67%	1.94	0.00				0	1.94	No	
Amalgam Steel		203.32	0.67%	1.36	0.00				0	1.36	No	
Bokaro Steel Plant-CPP		914.62	0.67%	6.13	0.00				0	6.13	No	
Nuvoco		163.00	0.67%	1.09	0.00				0	1.09	No	
Grasim Industries		404.79	0.67%	2.71	0.00				0	2.71	No	
Rungta Mines		Report Not submitted										
Usha Martin		120.95	0.67%	0.81	0.00				0	0.81	No	
ACC Cement		53.03	0.67%	0.36	0.00				0	0.36	No	
Tata Steel Gamharia		487.15	0.67%	3.26	0.00				0	3.26	No	
Tata Steel CPP		4213.36	0.67%	28.23	0.00				0	28.23	No	
South Eastern Railway		661.64	0.67%	4.43	0.00				0	4.43	No	
Nilachal Iron & Power Ltd		Report Not submitted										
Hindalco, Muri		100.89	0.67%	0.68	0.00				0	0.68	No	
Brahmaputra Metallica Ltd.		125.38	0.67%	0.84	0.00				0	0.84	No	

Wind RPO Compliance Statement

Wind RPO Compliance Statement											
		Target			Achievement						
Name	Financial Year	Actual Energy Consumption During the Year	Wind RPO Target for the FY as stipulated by the State Commission Regulations/Order		Wind Energy Consumed	Units consumed from Other Sources of Renewable Energy for adjustment. If allowed by SERC, Please Specify		Purchase of REC if in future allowed to meet WPO	Total of Units consumed and REC purchased to meet Wind RPO	Deficit/(Surplus)	Whether State Targets Fulfilled
	FY	MU	%	MU	MU	Source of RE	MU	MU	MU	MU	Yes/No
		1	2	3=2*1	4		5	6	7=4+5+6	8=3-7	
Bihar Foundary		As per Letter No. 2024-25/483 dated 13/12/2024, it was informed that their capacity has been revised from 7 MW to 5 MW. Accordingly, they are exempted from the RPO mechanism in line with the JSERC order dated 06/01/2021.									
Kahinoor Steel Pvt. Ltd.		RPO Data for (FY 2024-25) has not submitted till date									
Hindustan Copper Ltd. (Open access)		HCL procure power from Distribution licensee i.e JBVNL informed earlier via. Letter No. HCL/ICC/AGM (E)/49/2025 Dated:-25.03.2025									
Divine Vidyut Ltd.		RPO Data for (FY 2024-25) has not submitted till date									

HPO Compliance Statement

HPO Compliance Statement											
		Target			Achievement						
Name	Financial Year	Actual Energy Consumption During the Year	HPO Target for the FY as stipulated by the State Commission Regulations/Order		Hydro Energy Consumed	Units consumed from Other Sources of Renewable Energy for adjustment. If any, Please Specify		REC purchased to meet HPO	Total of Hydro Units consumed and REC Purchased to meet HPO	Deficit/(Surplus)	Whether State Targets Fulfilled
	FY	MU	%	MU	MU	Source of RE	MU	MU	MU	MU	Yes/No
		1	2	3=2*1	4		5	6	7=4+5+6	8=3-7	
Electro Steel Ltd. Bokaro	2024-25	289.89	0.38%	1.10	0.00				0	1.10	No
Amalgam Steel		203.32	0.38%	0.77	0.00				0	0.77	No
Bokaro Steel Plant-CPP		914.62	0.38%	3.48	0.00				0	3.48	No
Nuvoco		163.00	0.38%	0.62	0.00				0	0.62	No
Grasim Industries		404.79	0.38%	1.54	0.00				0	1.54	No
Rungta Mines		Report Not submitted									

HPO Compliance Statement

HPO Compliance Statement											
Name	Financial Year	Actual Energy Consumption During the Year	Target		Achievement						
			HPO Target for the FY as stipulated by the State Commission Regulations/Order		Hydro Energy Consumed	Units consumed from Other Sources of Renewable Energy for adjustment. If any, Please Specify		REC purchased to meet HPO	Total of Hydro Units consumed and REC Purchased to meet HPO	Deficit/(Surplus)	Whether State Targets Fulfilled
			MU	%	MU	Source of RE	MU	MU	MU	MU	MU
	FY	1	2	3=2*1	4		5	6	7=4+5+6	8=3-7	
Usha Martin		120.95	0.38%	0.46	0.00				0	0.46	No
ACC Cement		53.03	0.38%	0.20	0.00				0	0.20	No
Tata Steel Gamhariya		487.15	0.38%	1.85	0.00				0	1.85	No
Tata Steel CPP		4213.36	0.38%	16.01	0.00				0	16.01	No
South Eastern Railway		661.64	0.38%	2.51	0.00				0	2.51	No
Nilachal Iron & Power Ltd		Report Not submitted									
Hindalco, Muri		100.89	0.38%	0.38	0.00				0	0.38	No
Brahampura Metallica Ltd.		125.38	0.38%	0.48	0.00				0	0.48	No
Bihar Foundary		As per Letter No. 2024-25/483 dated 13/12/2024, it was informed that their capacity has been revised from 7 MW to 5 MW. Accordingly, they are exempted from the RPO mechanism in line with the JSERC order dated 06/01/2021.									
Kahinoor Steel Pvt. Ltd.		RPO Data for (FY 2024-25) has not submitted till date									
Hindustan Copper Ltd. (Open access)		HCL procure power from Distribution licensee i.e JBVNL informed earlier via. Letter No. HCL/ICC/AGM (E)/49/2025 Dated:-25.03.2025									
Divine Vidyut Ltd.		RPO Data for (FY 2024-25) has not submitted till date									

Distributed Renewable Energy (DRE) RPO Compliance Statement

Name	Financial Year	Actual Energy Consumption During the Year	Target		Achievement			
			DRE Target for the FY as stipulated by the State Commission Regulations/Order		Units consumed from DRE Sources	Deficit/(Surplus)	Whether State DRE Targets Fulfilled	
	FY	MU	%	MU	MU	MU	Yes/No	
		1	2	3=2*1	4	5=3-4		
Electro Steel Ltd. Bokaro	2024-25	289.89	1.50%	4.35	0.00	4.35	No	
Amalgam Steel		203.32	1.50%	3.05	0.00	3.05	No	
Bokaro Steel Plant-CPP		914.62	1.50%	13.72	0.29	13.43	No	
Nuvoco		163.00	1.50%	2.45	0.00	2.45	No	
Grasim Industries		404.79	1.50%	6.07	0.00	6.07	No	
Rungta Mines		Report Not submitted						
Usha Martin		120.95	1.50%	1.81	0.00	1.81	No	
ACC Cement		53.03	1.50%	0.80	0.00	0.80	No	
Tata Steel Gamharia		487.15	1.50%	7.31	0.00	7.31	No	
Tata Steel CPP		4213.36	1.50%	63.20	0.00	63.20	No	
South Eastern Railway		661.64	1.50%	9.92	0.00	9.92	No	
Nilachal Iron & Power Ltd		Report Not submitted						
Hindalco, Muri		100.89	1.50%	1.51	0.00	1.51	No	
Brahmaputra Metallica Ltd.		125.38	1.50%	1.88	0.00	1.88	No	
Bihar Foundary		As per Letter No. 2024-25/483 dated 13/12/2024, it was informed that their capacity has been revised from 7 MW to 5 MW. Accordingly, they are exempted from the RPO mechanism in line with the JSERC order dated 06/01/2021.						
Kahinoor Steel Pvt. Ltd.		RPO Data for (FY 2024-25) has not submitted till date						
Hindustan Copper Ltd.	HCL procure power from Distribution licensee i.e JBVNL informed earlier via. Letter No. HCL/ICC/AGM (E)/49/2025 Dated:-25.03.2025							

Distributed Renewable Energy (DRE) RPO Compliance Statement

		Target			Achievement		
Name	Financial Year	Actual Energy Consumption During the Year	DRE Target for the FY as stipulated by the State Commission Regulations/Order		Units consumed from DRE Sources	Deficit/(Surplus)	Whether State DRE Targets Fulfilled
	FY	MU	%	MU	MU	MU	Yes/No
		1	2	3=2*1	4	5=3-4	
(Open access)		RPO Data for (FY 2024-25) has not submitted till date					
Divine Vidyut Ltd.							

Other RPO Compliance Statement

		Target			Achievement							
Name	Financial Year	Actual Energy Consumption During the Year	Other RPO Target for the FY as stipulated by the State Commission Regulations/Order		Units consumed from Other Renewable Energy Sources	Units consumed from Other Sources of Renewable Energy for adjustment.		REC Purchased to meet other RPO	Total of Units consumed and REC to meet Other RPO	Deficit/(Surplus)	Whether State Other Renewable Energy Targets Fulfilled	
	FY	MU	%	MU	MU	Source of RE	MU	MU	MU	MU	Yes/No	
		1	2	3=2*1	4		5	6	7=4+5+6	8=3-7		
Electro Steel Ltd. Bokaro	2024-25	289.89	27.35%	79.28	11.61				11.61	67.67	No	
Amalgam Steel		203.32	27.35%	55.61	0.00				0	55.61	No	
Bokaro Steel Plant-CPP		914.62	27.35%	250.15	0.00				0	250.15	No	
Nuvoco		163.00	27.35%	44.58	0.00				0	44.58	No	
Grasim Industries		404.79	27.35%	110.71	121.07				121.072	-10.36	Yes	
Rungta Mines		Report Not submitted										
Usha Martin		120.95	27.35%	33.08	0.00				0	33.08	No	
ACC Cement		53.03	27.35%	14.50	15.86				15.86	-1.36	Yes	
Tata Steel Gamhariya		487.15	27.35%	133.23	0.00				0	133.23	No	
Tata Steel CPP		4213.36	27.35%	1152.35	0.00				0	1152.35	No	

Other RPO Compliance Statement

Other RPO Compliance Statement											
			Target		Achievement						
Name	Financial Year	Actual Energy Consumption During the Year	Other RPO Target for the FY as stipulated by the State Commission Regulations/Order		Units consumed from Other Renewable Energy Sources	Units consumed from Other Sources of Renewable Energy for adjustment.		REC Purchased to meet other RPO	Total of Units consumed and REC to meet Other RPO	Deficit/(Surplus)	Whether State Other Renewable Energy Targets Fulfilled
	FY	MU	%	MU	MU	Source of RE	MU	MU	MU	MU	Yes/No
		1	2	3=2*1	4		5	6	7=4+5+6	8=3-7	
South Eastern Railway		661.64	27.35%	180.96	38.79				38.794	142.16	No
Nilachal Iron & Power Ltd		Report Not submitted									
Hindalco, Muri		100.89	27.35%	27.59	0.00				0	27.59	No
Brahamputra Metallica Ltd.		125.38	27.35%	34.29	0.00				0	34.29	No
Bihar Foundary		As per Letter No. 2024-25/483 dated 13/12/2024, it was informed that their capacity has been revised from 7 MW to 5 MW. Accordingly, they are exempted from the RPO mechanism in line with the JSERC order dated 06/01/2021.									
Kahinoor Steel Pvt. Ltd.		RPO Data for (FY 2024-25) has not submitted till date									
Hindustan Copper Ltd. (Open access)		HCL procure power from Distribution licensee i.e JBVNL informed earlier via. Letter No. HCL/ICC/AGM (E)/49/2025 Dated:-25.03.2025									
Divine Vidyut Ltd.		RPO Data for (FY 2024-25) has not submitted till date									

3.24 Analysis of Renewable Purchase Obligations (RPO) compliance for the State of Jharkhand

The targets set by the Ministry of Power (MoP) against WPO, HPO, DRE and Other RPO Targets for FY 2024-25 were 0.67%, 0.38%, 0.75% and 28.10% respectively. Further, as specified by the State ERC in the “JSERC (Renewable Energy Purchase Obligation) (Second Amendment) Regulations, 2024 dated 15.03.2024, the WPO, HPO, DRE and Other RPO targets set for FY 2024-25 were 0.67%, 0.38%, 0.75% and 28.10% respectively which is in-line with the target specified by MoP.

The ERC has submitted that Tata Steel Utilities & Infrastructure Limited procure power from Distribution License i.e. Tata Steel Limited, JBVNL and DVC. Therefore, the same is not liable for RPO compliance. Further, in regard to Bokaro Steel Plant (Distribution Licensee), the State ERC submitted that the RPO data for FY 2024-25 has not been furnished by the licensee.

The ERC has submitted the RPO compliance data for FY 2024-25 vis-à-vis target specified by the MoP as well as SERC (combined data) with respect to the State DISCOMs (3 Nos. out of 5 nos.), Open Access Consumers and Captive Users.

Distribution Licensees

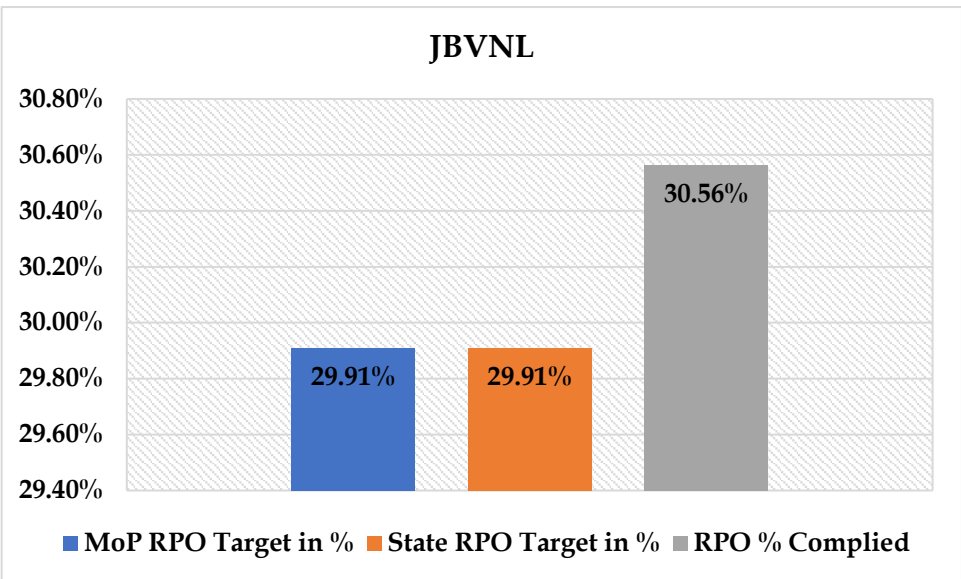
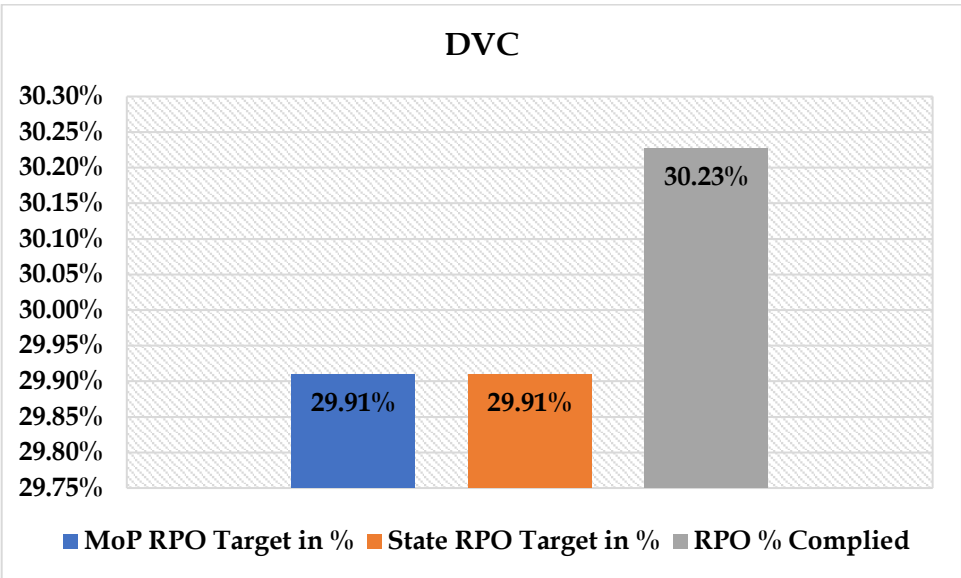
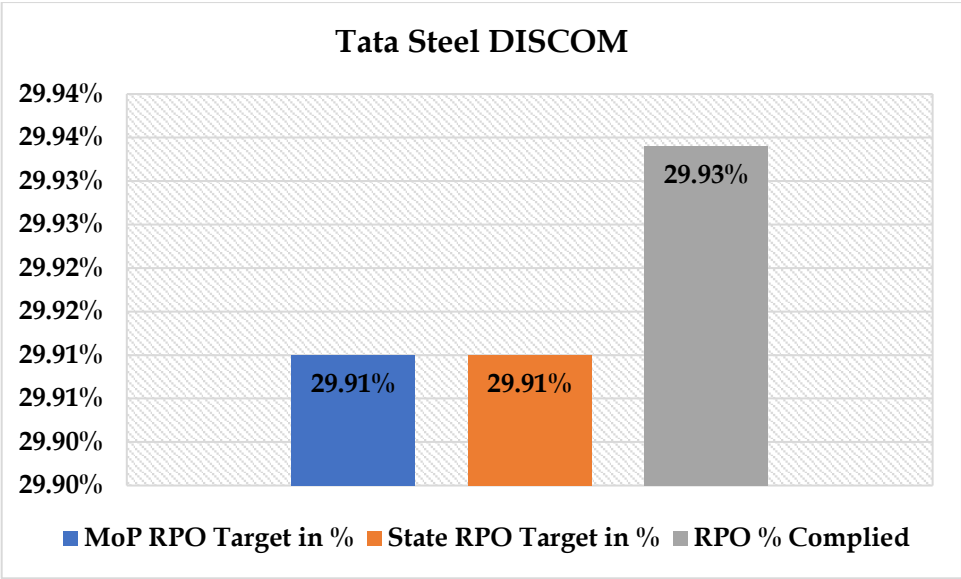
It is observed that as against the targets specified by the MoP and SERC, two Distribution Licensees (Tata Steel and DVC), were able to comply with category wise RPO Targets, whereas JBVNL was able to comply with all category wise RPO except DRE Target specified. The total RPO met by JBVNL, Tata Steel and DVC is 30.56%, 29.93% and 30.23% respectively which also meets the overall compliance vis-à-vis the consolidated target of 29.91% specified by MoP and SERC. Fourth DISCOM, JUSCO procures power from other State DISCOMs hence do not have to meet the RPO separately. With regard to fifth DISCOM, Bokaro Steel Plant, the ERC submitted that no data has been received from the DISCOM.

Captive Users and Open Access Consumers

In regard to OA Consumers and Captive Users, out of 18 nos. CPP and OA Consumers, 4 nos. have not provided the data, ERCs submitted that 1 no. of consumers is exempted from RPO compliance, and 1 no. of Consumer procure power from DISCOM (JBVNL). None of the OA and Captive consumers have complied with the Wind, HPO and DRE target. With respect to Other RPO target, only 2 nos. (Grasim Industries and ACC Cement) have complied with the Other RPO target.

Graphical Representation of Compliance of DISCOM

The graphical representation of the RPO compliance of State DISCOM is shown below-



3.25 Renewable Purchase Obligations (RPO) compliance for the State of Kerala

- ❖ The State ERC of Kerala has submitted RPO Compliance data vis-à-vis MoP and SERC Targets for DISCOM, Captive User and OA Consumer for 2024-25. The RPO Compliance data as provided by the State Commission, is reproduced as under.

Actuals vis-à-vis MoP Target - DISCOM

Wind RPO Compliance Statement										
Name of DISCOM	Financial Year	Actual Energy Consumption During the Year	Target		Achievement					
			WPO Target for Financial Year as stipulated by the MoP		Wind Energy Consumed	Excess HPO/Other RPO adjusted as allowed by MoP	Purchase of REC if in future allowed to meet WPO	Total (C+D+E)	Deficit/(Surplus) [1-2]	Whether MoP Targets Fulfilled
			(B)	[1=A*B]	(C)	(D)	(E)	[2]	[3]	Yes/No
	FY	(A)	(B)	(MU)	(MU)	(MU)	(MU)	(MU)	(MU)	
Kerala State Electricity Board Limited	2024-25	28135.93	0.67%	188.51	0.00	188.51	0.00	188.51	0.00	Yes

HPO RPO Compliance Statement											
Name of DISCOM	Financial Year	Actual Energy Consumption During the Year	Target		Particulars	Achievement					
			HPO Target for Financial Year as stipulated by the MoP			Hydro Energy Consumed	Excess WPO/Other RPO adjusted as allowed by MoP	Purchase of REC if in future allowed to meet HPO	Total (C+D+E)	Deficit/(Surplus) [1-2]	Whether MoP Targets Fulfilled
			(B)	[1=A*B]		(C)	(D)	(E)	[2]	[3]	Yes/No
	FY	(A)	(B)	(MU)	(MU)	(MU)	(MU)	(MU)	(MU)		
Kerala State Electricity Board Limited	2024-25	28135.93	0.38%	106.92	From Hydro Projects commissioned after the 31st March, 2024	86.83	20.09	0.00	106.92	0.00	Yes

Distributed Renewable Energy RPO Compliance Statement										
Name of DISCOM	Financial Year	Actual Energy Consumption During the Year	Target		Particulars	Achievement				
			Distributed Renewable Energy Target for Financial Year as stipulated by the MoP			Energy Consumed from DRE Sources	Deficit/(Surplus) [1-2]	Whether MoP Targets Fulfilled		
			(B)	[1=A*B]					[2]	[3]
	FY	(A)	(B)	(MU)	(MU)	(MU)	(MU)	(MU)	(MU)	
		(MU)	(%)	(MU)						

Kerala State Electricity Board Limited	2024-25	28135.93	1.50%	422.04	From renewable energy projects that are less than 10 MW in size	422.04	0.00	Yes
--	---------	----------	-------	--------	---	--------	------	-----

Other RPO Compliance Statement

		Target			Achievement							
Name of DISCOM	Financial Year	Actual Energy Consumption During the Year	Other RPO Target for Financial Year as stipulated by MoP		Particulars	Solar	Wind	Hydro	Other (Please Specify)	Total (C+D+E+F)	Deficit/(Surplus) [1-2]	Whether MoP Targets Fulfilled
	FY	(A)	(B)	[1=A*B]		(C)	(D)	(E)	(F)	[2]	[3]	Yes/No
		(MU)	(%)	(MU)		(MU)	(MU)	(MU)	(MU)	(MU)	(MU)	(MU)
Kerala State Electricity Board Limited	2024-25	28135.93	27.35%	7695.00	*renewable energy component met by energy produced from any renewable energy power project other than sources which complied for WPO, HPO and Distributed Renewable Energy (from all WPPs and Hydro Power Projects [including Pump Storage Projects (PSPs) and Small Hydro Projects (SHPs)], including free power, commissioned before the 1st April, 2024)	2,279.45	324.85	7,306.44	0.00	9,910.74	(2215.57)	Yes
					Excess of WPO and HPO to be adjusted as per MoP Order							
					Purchase of Renewable Energy Certificates							
					Total	2,279	325	7,306	0	9,911	(2,216)	

Actuals vis-à-vis SERC Target - DISCOM

Wind RPO Compliance Statement

		Target			Achievement						
Name of DISCOM	Financial Year	Actual Energy Consumption During the Year	Wind RPO Target for the FY as stipulated by the State Commission Regulations/Order		Wind Energy consumed	Units consumed from Other Sources of Renewable Energy for adjustment. If allowed by SERC, Please Specify		REC purchased to meet Wind RPO	Total of Units consumed and REC Purchased to meet Wind RPO [4+5+6]	Deficit/(Surplus) [3-7]	Whether State wind Targets Fulfilled
	FY	[1]	[2]	[3=1*2]	[4]	Source of RE	[5]	[6]	[7]	[8]	Yes/No
		(MU)	%	(MU)	(MU)		(MU)	(MU)	(MU)	(MU)	
Kerala State Electricity Board Limited	2024-25	28135.93	1.2%	337.63	0.00	other	337.63	0.00	337.63	0.00	Yes

HPO RPO Compliance Statement

			Target		Achievement						
Name of DISCOM	Financial Year	Actual Energy Consumption During the Year	HPO RPO Target for the FY as stipulated by the State Commission Regulations/Order		Hydro Energy consumed	Units consumed from Other Sources of Renewable Energy for adjustment. If any, Please Specify	REC purchased to meet HPO	Total of Units consumed and REC Purchased to meet HPO [4+5+6]	Deficit/(Surplus) [3-7]	Whether State HPO Targets Fulfilled	
	FY	[1]	[2]	[3=1*2]	[4]	Source of RE	[5]	[6]	[7]	[8]	Yes/No
		(MU)	%	(MU)	(MU)		(MU)	(MU)	(MU)	(MU)	
Kerala State Electricity Board Limited	2024-25	28135.93	2.20%	618.99	283.19		0.00	0.00	283.19	335.80	No

Distributed Renewable Energy (DRE) RPO Compliance Statement

			Target		Achievement			
Name of DISCOM	Financial Year	Actual Energy Consumption During the Year	DRE Target for the FY as stipulated by the State Commission Regulations/Order		Units consumed from DRE Sources	Deficit/(Surplus) [3-4]	Whether State DRE Targets Fulfilled	
	FY	[1]	[2]	[3=2*1*10^6]	[4]	[5]	Yes/No	
		(MU)	%	(kWh)	(kWh)	(kWh)		
Kerala State Electricity Board Limited	2024-25	28135.93	As per KSERC there is no separate RPO target for DRE					

Other RPO Compliance Statement

			Target		Achievement						
Name of DISCOM	Financial Year	Actual Energy Consumption During the Year	Other RPO Target for the FY as stipulated by the State Commission Regulations/Order		Units consumed from Other Renewable Energy Sources	Units consumed from Other Sources of Renewable Energy for adjustment. If any, Please Specify	REC Purchased to meet other RPO	Total of Units consumed and REC to meet Other RPO [4+5+6]	Deficit/(Surplus) [3-7]	Whether State Other Renewable Energy Targets Fulfilled	
	FY	[1]	[2]	[3=1*2]	[4]	Source of RE	[5]	[6]	[7]	[8]	Yes/No
		(MU)	%	(MU)	(MU)		(MU)	(MU)	(MU)	(MU)	
Kerala State Electricity Board Limited	2024-25	28135.93	33.60%	9453.67	10007.38		0.00	0.00	10007.38	(553.71)	Yes

Actuals vis-à-vis MoP Target - CU and OA

RPO Compliance Statement													
Name of OA Consumers/Captive Users	Financial Year	Total Actual Energy Consumption During the Year	Energy Consumption from Distribution Licensee	Energy Consumption from Sources other than Distribution Licensee	Target		Achievement						
					Solar RPO Target for the FY as stipulated by the State Commission Regulations/Order	Solar Energy consumed	Units consumed from Other Sources of Renewable Energy for adjustment. If allowed by SERC, Please Specify	REC Purchased to meet Solar RPO	Total of Units consumed and REC Purchased to meet Solar RPO [6+7+8]	Deficit/(Surplus) [5-9]	Whether State Solar Targets Fulfilled		
					[4]	[5=4*3]	Source of RE	[7]	[8]	[9]	[10]	Yes/No	
	FY	[1]	[2]	[3=1-2]	%	(MU)	(MU)		(MU)	(MU)	(MU)	(MU)	
		(MU)	(MU)	(MU)	%	(MU)	(MU)		(MU)	(MU)	(MU)	(MU)	
Hindalco Kalamassery	2024-25			6.60	29.91%	1.98	6.24	-	0.00	0.00	6.24	(4.26)	Yes
ITI Limited, Kanjikode				1.47	29.91%	0.44	1.47	-	0.00	0.00	1.47	(1.03)	Yes
Saint Gobain				11.71	29.91%	3.50	3.14	GDAM	0.123	0.00	3.26	0.24	No
PRECOT Ltd 'A' Unit				9.16	29.91%	2.74	6.73	-	0.00	0.00	6.73	(3.99)	Yes
Pyarelal Foams Ltd, Kanjikode				0.85	29.91%	0.25	0.85	-	0.00	0.00	0.85	(0.59)	Yes
Moulana Hospital, Malappuram				2.85	29.91%	0.85	2.85	-	0.00	0.00	2.85	(2.00)	Yes
CIAL Nedumbassery				29.98	29.91%	8.97	29.98	-	0.00	0.00	29.98	(21.01)	Yes
Bharath Hospital				8.73	29.91%	2.61	8.73	-	0.00	0.00	8.73	(6.12)	Yes
MES				1.42	29.91%	0.42	1.42	-	0.00	0.00	1.42	(1.00)	Yes
Govt. Goat Farm Agali				0.41	29.91%	0.12	0.41	-	0.00	0.00	0.41	(0.29)	Yes
Rajiv Gandhi Co operative Hospital				0.46	29.91%	0.14	0.46	-	0.00	0.00	0.46	(0.33)	Yes
KMRL				7.93	29.91%	2.37	7.93	-	0.00	0.00	7.93	(5.56)	Yes
Carborundum Universal Limited, Kalamassery				99.87	29.91%	29.87	1.69	Hydro	29.63	0.00	31.31	(1.44)	Yes
Malayala Manorama Co. Limited				20.58	29.91%	6.15	20.58	-	0.00	0.00	20.58	(14.42)	Yes
Malayakam Aggregates & Sands Private Limited, Palakkad			0.29	29.91%	0.09	0.29	-	0.00	0.00	0.30	(0.21)	Yes	
KIK Plastics Private Limited, Thrisur			0.30	29.91%	0.09	0.30	-	0.00	0.00	0.30	(0.21)	Yes	

RPO Compliance Statement

Name of OA Consumers/Captive Users	Financial Year	Total Actual Energy Consumption During the Year	Energy Consumption from Distribution Licensee	Energy Consumption from Sources other than Distribution Licensee	Target		Achievement						Whether State Solar Targets Fulfilled
					Solar RPO Target for the FY as stipulated by the State Commission Regulations/Order	Solar Energy consumed	Units consumed from Other Sources of Renewable Energy for adjustment. If allowed by SERC, Please Specify	REC Purchased to meet Solar RPO	Total of Units consumed and REC Purchased to meet Solar RPO [6+7+8]	Deficit/(Surplus) [5-9]			
					[4]	[5=4*3]	Source of RE	[7]	[8]	[9]	[10]	Yes/No	
	FY	[1]	[2]	[3=1-2]	%	(MU)	(MU)	(MU)	(MU)	(MU)	(MU)	(MU)	
K Plastics Private Limited, Thrissur				0.30	29.91%	0.09	0.30	-	0.00	0.00	0.30	(0.21)	Yes
Green Land Paper Mills LTD, Ramakkalmedu				0.35	29.91%	0.11	0.35	-	0.00	0.00	0.35	(0.25)	Yes
INDSIL Kuthungal				49.69	29.91%	14.86	49.69	-	0.00	0.00	49.69	(34.83)	Yes
Apollo Tyres Ltd Perambra, Chalakkudy, Kerala				27.88	29.91%	8.34	0.00	GDAM	20.18	0.00	20.18	(11.84)	Yes
BPCL Kochi Refinery, Ambalamugal, PO, Ernakulam, Kerala				55.63	29.91%	16.64	0.00	GDAM	29.44	0.00	29.44	(12.80)	Yes
Cochin Shipyard Ltd., Perumanoor, Kochi				7.36	29.91%	2.20	0.00	GDAM	5.32	0.00	5.32	(3.12)	Yes
Hindustan Organic Chemicals Ltd, Ambalamugal				17.74	29.91%	5.31	0.00	GDAM	3.07	0.00	3.07	2.24	No
LULU Convention And Exhibition Center Pvt Limited, Botgatty				6.93	29.91%	2.07	0.00	GDAM	6.75	0.00	6.75	(4.67)	Yes
LULU International Shopping Malls Pvt Ltd, TVM				7.35	29.91%	2.20	0.00	GDAM	1.08	0.00	1.08	1.12	No
LULU International Shopping Mall Pvt Ltd, Edappally, Kochi				8.42	29.91%	2.52	0.00	GDAM	5.39	0.00	5.39	(2.87)	Yes
LULU Mariott Kochi				2.68	29.91%	0.80	0.00	GDAM	1.54	0.00	1.54	(0.74)	Yes
Malabar Cements Limited Walayar P O, Palakkad				11.68	29.91%	3.49	0.00	GDAM	3.39	0.00	3.39	0.11	No
MFAR Hotels & Resorts Ltd, Maradu, Kochi				0.88	29.91%	0.26	0.00	GDAM	0.47	0.00	0.47	(0.21)	Yes
MRF Limited, Vadavathoor, Kottayam				18.31	29.91%	5.48	0.00	GDAM	6.80	0.00	6.80	(1.32)	Yes

RPO Compliance Statement

Name of OA Consumers/Captive Users	Financial Year	Total Actual Energy Consumption During the Year	Energy Consumption from Distribution Licensee	Energy Consumption from Sources other than Distribution Licensee	Target		Achievement						Whether State Solar Targets Fulfilled
					Solar RPO Target for the FY as stipulated by the State Commission Regulations/Order		Solar Energy consumed	Units consumed from Other Sources of Renewable Energy for adjustment. If allowed by SERC, Please Specify		REC Purchased to meet Solar RPO	Total of Units consumed and REC Purchased to meet Solar RPO [6+7+8]	Deficit/(Surplus) [5-9]	
					[4]	[5=4*3]		Source of RE	[7]				
	FY	[1]	[2]	[3=1-2]	%	(MU)	(MU)	(MU)	(MU)	(MU)	(MU)	(MU)	Yes/No
		(MU)	(MU)	(MU)	%	(MU)	(MU)		(MU)	(MU)	(MU)	(MU)	
Premier Tyres Ltd, Kalamassery Ernakulam, Kerala				7.49	29.91%	2.24	0.00	GDAM	6.13	0.00	6.13	(3.89)	Yes
The Fertilisers And Chemicals Udyogamandal Complex				8.63	29.91%	2.58	0.00	GDAM	3.33	0.00	3.33	(0.75)	Yes
The Fertilisers and Chemicals, Travancore Ltd, Cochin Div				23.20	29.91%	6.94	0.00	GDAM	6.50	0.00	6.50	0.44	No
Kerala Minerals and Metals Ltd Chavara, Kerala				33.82	29.91%	10.11	0.00	GDAM	11.16	0.00	11.16	(1.04)	Yes
Travancore Cochin Chemicals Ltd, Udyogamandal				99.65	29.91%	29.81	0.00	GDAM	26.07	0.00	26.07	3.73	No
Amrita Institute of Medical Science and Research Centre				12.26	29.91%	3.67	0.00	-	0.00	0.00	0.00	3.67	No
Aster DM Health Care Pvt Ltd Chittoor				3.30	29.91%	0.99	0.00	-	0.00	0.00	0.00	0.99	No
INOX Air products				18.37	29.91%	5.50	0.00	-	0.00	0.00	0.00	5.50	No
Kairali Steels and Alloys				13.11	29.91%	3.92	0.00	-	0.00	0.00	0.00	3.92	No
PRECOT Meridian Ltd C& D Unit Walayar				5.74	29.91%	1.72	0.00	-	0.00	0.00	0.00	1.72	No
World Wide Iron and Steels Limited				0.44	29.91%	0.13	0.00	-	0.00	0.00	0.00	0.13	No

Actuals vis-à-vis SERC Target - CU and OA

RPO Compliance Statement													
Name of OA Consumers/Captive Users	Financial Year	Total Actual Energy Consumption During the Year	Energy Consumption from Distribution Licensee	Energy Consumption from Sources other than Distribution Licensee	Target		Achievement						
					Solar RPO Target for the FY as stipulated by the State Commission Regulations/Order	Solar Energy consumed	Units consumed from Other Sources of Renewable Energy for adjustment. If allowed by SERC, Please Specify		REC Purchased to meet Solar RPO	Total of Units consumed and REC Purchased to meet Solar RPO [6+7+8]	Deficit/(Surplus) [5-9]	Whether State Solar Targets Fulfilled	
					[4]	[5=4*3]	Source of RE	[7]	[8]	[9]	[10]	Yes/No	
	FY	[1]	[2]	[3=1-2]	%	(MU)	(MU)		(MU)	(MU)	(MU)	(MU)	
		(MU)	(MU)	(MU)	%	(MU)	(MU)		(MU)	(MU)	(MU)	(MU)	
Hindalco Kalamassery	2024-25			6.60	37.00%	2.44	6.24	-	0.00	0.00	6.24	(3.79)	Yes
ITI Limited, Kanjikode				1.47	37.00%	0.54	1.47	-	0.00	0.00	1.47	(0.93)	Yes
Saint Gobain				11.71	37.00%	4.33	3.14	GDAM	0.123	0.00	3.26	1.07	No
PRECOT Ltd 'A' Unit				9.16	37.00%	3.39	6.73	-	0.00	0.00	6.73	(3.34)	Yes
Pyarelal Foams Ltd, Kanjikode				0.85	37.00%	0.31	0.85	-	0.00	0.00	0.85	(0.53)	Yes
Moulana Hospital, Malappuram				2.85	37.00%	1.06	2.85	-	0.00	0.00	2.85	(1.80)	Yes
CIAL Nedumbassery				29.98	37.00%	11.09	29.98	-	0.00	0.00	29.98	(18.89)	Yes
Bharath Hospital				8.73	37.00%	3.23	8.73	-	0.00	0.00	8.73	(5.50)	Yes
MES				1.42	37.00%	0.53	1.42	-	0.00	0.00	1.42	(0.90)	Yes
Govt. Goat Farm Agali				0.41	37.00%	0.15	0.41	-	0.00	0.00	0.41	(0.26)	Yes
Rajiv Gandhi Co operative Hospital				0.46	37.00%	0.17	0.46	-	0.00	0.00	0.46	(0.29)	Yes
KMRL				7.93	37.00%	2.93	7.93	-	0.00	0.00	7.93	(5.00)	Yes
Carborundum Universal Limited, Kalamassery				99.87	37.00%	36.95	1.69	Hydro	29.63	0.00	31.31	5.64	No
Malayala Manorama Co. Limited				20.58	37.00%	7.61	20.58	-	0.00	0.00	20.58	(12.96)	Yes
Malayakam Aggregates & Sands Private Limited, Palakkad			0.29	37.00%	0.11	0.29	-	0.00	0.00	0.29	(0.18)	Yes	
KIK Plastics Private Limited, Thrisur			0.30	37.00%	0.11	0.30	-	0.00	0.00	0.30	(0.19)	Yes	

RPO Compliance Statement

Name of OA Consumers/Captive Users	Financial Year	Total Actual Energy Consumption During the Year	Energy Consumption from Distribution Licensee	Energy Consumption from Sources other than Distribution Licensee	Target		Achievement						Whether State Solar Targets Fulfilled
					Solar RPO Target for the FY as stipulated by the State Commission Regulations/Order	Solar Energy consumed	Units consumed from Other Sources of Renewable Energy for adjustment. If allowed by SERC, Please Specify	REC Purchased to meet Solar RPO	Total of Units consumed and REC Purchased to meet Solar RPO [6+7+8]	Deficit/(Surplus) [5-9]			
					[4]	[5=4*3]	Source of RE	[7]	[8]	[9]	[10]	Yes/No	
	FY	[1]	[2]	[3=1-2]	%	(MU)	(MU)		(MU)	(MU)	(MU)	(MU)	
		(MU)	(MU)	(MU)									
K Plastics Private Limited, Thrissur				0.30	37.00%	0.11	0.30	-	0.00	0.00	0.30	(0.19)	Yes
Green Land Paper Mills LTD, Ramakkalmedu				0.35	37.00%	0.13	0.35	-	0.00	0.00	0.35	(0.22)	Yes
INDSIL Kuthungal				49.69	37.00%	18.39	49.69	-	0.00	0.00	49.69	(31.31)	Yes
Apollo Tyres Ltd Perambra, Chalakkudy, Kerala				27.88	37.00%	10.32	0.00	GDAM	20.18	0.00	20.18	(9.87)	Yes
BPCL Kochi Refinery, Ambalamugal, PO, Ernakulam, Kerala				55.63	37.00%	20.58	0.00	GDAM	29.44	0.00	29.44	(8.86)	Yes
Cochin Shipyard Ltd., Perumanoor, Kochi				7.36	37.00%	2.72	0.00	GDAM	5.32	0.00	5.32	(2.60)	Yes
Hindustan Organic Chemicals Ltd, Ambalamugal				17.74	37.00%	6.57	0.00	GDAM	3.07	0.00	3.07	3.50	No
LULU Convention And Exhibition Center Pvt Limited, Botgatty				6.93	37.00%	2.56	0.00	GDAM	6.75	0.00	6.75	(4.18)	Yes
LULU International Shopping Malls Pvt Ltd, TVM				7.35	37.00%	2.72	0.00	GDAM	1.08	0.00	1.08	1.64	No
LULU International Shopping Mall Pvt Ltd, Edappally, Kochi				8.42	37.00%	3.11	0.00	GDAM	5.39	0.00	5.39	(2.28)	Yes
LULU Mariott Kochi				2.68	37.00%	0.99	0.00	GDAM	1.54	0.00	1.54	(0.55)	Yes
Malabar Cements Limited Walayar P O, Palakkad				11.68	37.00%	4.32	0.00	GDAM	3.39	0.00	3.39	0.94	No
MFAR Hotels & Resorts Ltd, Maradu, Kochi				0.88	37.00%	0.33	0.00	GDAM	0.47	0.00	0.47	(0.14)	Yes
MRF Limited, Vadavathoor, Kottayam				18.31	37.00%	6.77	0.00	GDAM	6.80	0.00	6.80	(0.02)	Yes

RPO Compliance Statement

Name of OA Consumers/Captive Users	Financial Year	Total Actual Energy Consumption During the Year	Energy Consumption from Distribution Licensee	Energy Consumption from Sources other than Distribution Licensee	Target		Achievement						Whether State Solar Targets Fulfilled
					Solar RPO Target for the FY as stipulated by the State Commission Regulations/Order	Solar Energy consumed	Units consumed from Other Sources of Renewable Energy for adjustment. If allowed by SERC, Please Specify	REC Purchased to meet Solar RPO	Total of Units consumed and REC Purchased to meet Solar RPO [6+7+8]	Deficit/(Surplus) [5-9]			
					[4]	[5=4*3]	[6]	Source of RE	[7]	[8]	[9]	[10]	
	FY	[1]	[2]	[3=1-2]	%	(MU)	(MU)		(MU)	(MU)	(MU)	(MU)	
Premier Tyres Ltd, Kalamassery Ernakulam, Kerala				7.49	37.00%	2.77	0.00	GDAM	6.13	0.00	6.13	(3.36)	Yes
The Fertilisers And Chemicals Udyogamandal Complex				8.63	37.00%	3.19	0.00	GDAM	3.33	0.00	3.33	(0.14)	Yes
The Fertilisers and Chemicals, Travancore Ltd, Cochin Div				23.20	37.00%	8.58	0.00	GDAM	6.50	0.00	6.50	2.08	No
Kerala Minerals and Metals Ltd Chavara, Kerala				33.82	37.00%	12.51	0.00	GDAM	11.16	0.00	11.16	1.36	No
Travancore Cochin Chemicals Ltd, Udyogamandal				99.65	37.00%	36.87	0.00	GDAM	26.07	0.00	26.07	10.80	No
Amrita Institute of Medical Science and Research Centre				12.26	37.00%	4.53	0.00	-	0.00	0.00	0.00	4.53	No
Aster DM Health Care Pvt Ltd Chittoor				3.30	37.00%	1.22	0.00	-	0.00	0.00	0.00	1.22	No
INOX Air products				18.37	37.00%	6.80	0.00	-	0.00	0.00	0.00	6.80	No
Kairali Steels and Alloys				13.11	37.00%	4.85	0.00	-	0.00	0.00	0.00	4.85	No
PRECOT Meridian Ltd C& D Unit Walayar				5.74	37.00%	2.12	0.00	-	0.00	0.00	0.00	2.12	No
World Wide Iron and Steels Limited				0.44	37.00%	0.16	0.00	-	0.00	0.00	0.00	0.16	No

3.26 Analysis of Renewable Purchase Obligations (RPO) compliance for the State of Kerala

The targets set by MoP for State against WPO, HPO, DRE and Other RPO Targets for FY 2024-25 were 0.67%, 0.38%, 1.50% and 27.35%, respectively. KSERC vide second amendment to KSERC (Renewable Energy and Net Metering) Regulation dated 07.08.2024, revised the target for WPO, HPO, and Other RPO Targets as 1.20%, 2.20% and 33.60% respectively.

The State ERC has submitted RPO compliance data for FY 2024-25 vis-à-vis target specified by MoP as well as the State ERCs with respect to the State DISCOMs, Open Access Consumers and Captive Users.

Distribution Licensees

It is observed that Distribution Licensee (KSEB) was able to fulfil the category wise target specified by the MoP for FY 2024-25. The total RPO met by KSEB is 37.77% which is more than the consolidated target of 29.91% specified by the MoP.

When compared to the target specified by the State ERCs, the KSEB was able to meet the WPO and Other RPO target and there is shortfall of 335.80 MU in HPO target for 2024-25. The total RPO met by KSEB is 37.77% which is more than the consolidated target of 37.00% specified by the State.

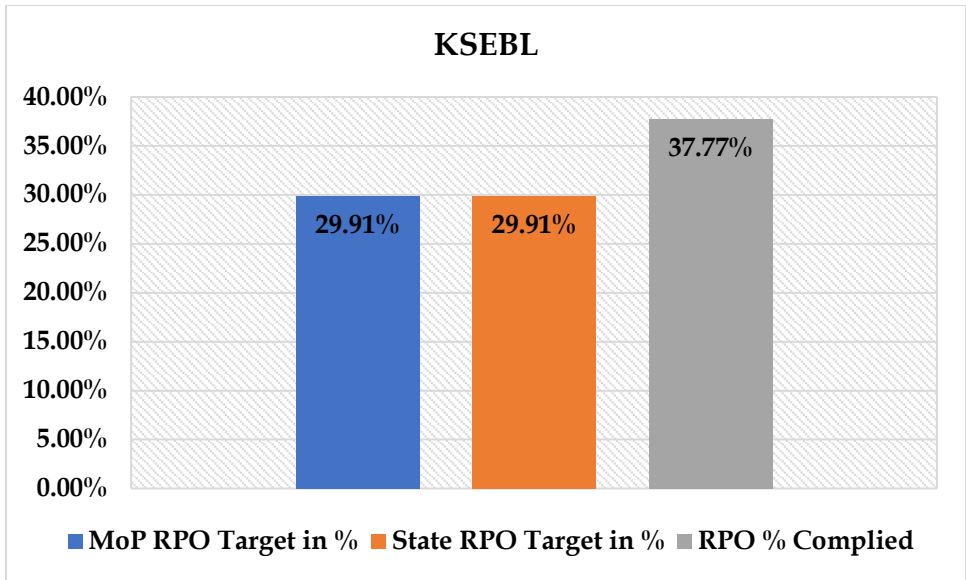
Captive Users and Open Access Consumers

It is observed that as against the targets specified of 29.91% by the MoP, out of 41 Captive Users and Open Access (OA) Consumers, 29 nos. of CPP & OA Consumers comply with the MOP target and 12 nos. fail to comply with the MOP target.

When compared to the target specified by the State ERCs as 37.00%, it is observed that out of 41 Captive and OA Consumers, 27 nos. of CPP & OA Consumers comply with the State RPO target and 14 nos. fails to comply with the same.

Graphical Representation of Compliance of DISCOM

The graphical representation of the RPO compliance of State DISCOM is shown below-



3.27 Renewable Purchase Obligations (RPO) compliance for the State of Karnataka

- ❖ As the RPO target specified by the State ERC of Karnataka and MoP is the same, the ERC has submitted one common RPO Compliance data vis-à-vis MoP and SERC Targets for DISCOMs for the FY 2024-25. The ERC has further stated that no OA and Captive Consumers data is being compiled specifically. The RPO Compliance data as provided by the State Commission, is reproduced as under

PROVISIONAL RPO of BESCOM, GESCOM, HESCOM, MESCOM and CESC for the Year APRIL-2024 to MARCH-2025													
ESCOMS	Financial Year	IF Consumption	KEREC Target for RPO in%							Actual RPO Achieved in %			
			wind renewable energy (0.67%)	hydro renewable energy (0.38%)	Other renewable energy (27.35%)	Total Other RE in% (4+5+6)	Other RE RPO to be met in Units	Distributed renewable energy	Distributed renewable energy to be met in units	Distributed renewable energy in units	Distributed RE Achieved in % age	Other renewable energy met in units	Other RE Achieved in % age
1	2	3	4	5	6	7	8=3*7	9	10	11	12=11/3*100	13	14=13/3*100
BESCOM	FY 2024-25	40603067993	0.67%	0.38%	27.35%	28.41%	11535331617	1.50%	609046020	154100000	0.380	12701407833	31.28
GESCOM		10134143118	0.67%	0.38%	27.35%	28.41%	2879110060	1.50%	152012147	12454855	0.123	4231923083	41.76
HESCOM		16567822654	0.67%	0.38%	27.35%	28.41%	4706918416	1.50%	248517340	40067794	0.242	8674666907	52.36
MESCOM		7299849558	0.67%	0.38%	27.35%	28.41%	2073887259	1.50%	109497743	14892670	0.204	2858194605	39.15
CESC		9209425131	0.67%	0.38%	27.35%	28.41%	2616397680	1.50%	138141377	10507888	0.114	3952972995	42.92

3.28 Analysis of Renewable Purchase Obligations (RPO) compliance for the State of Karnataka

The targets set by MoP for WPO, HPO, DRE and Other RPO targets for FY 2024-25 were 0.67%, 0.38%, 1.5% and 27.35%, respectively. Further, as specified in the “Karnataka Electricity Regulatory Commission (Procurement of Energy from Renewable Sources) (Eleventh Amendment) Regulations, 2025” dated 21.01.2025, the RPO targets set by KERC for FY 2024-25 against WPO, HPO, DRE and other RPO targets were 0.67%, 0.38%, 1.5% and 27.35% which is the same as specified by the MoP. The Commission, however, while submitting data has not provided the break-up of category wise RPO met (except DRE compliance data) and instead has submitted RPO compliance on consolidated basis.

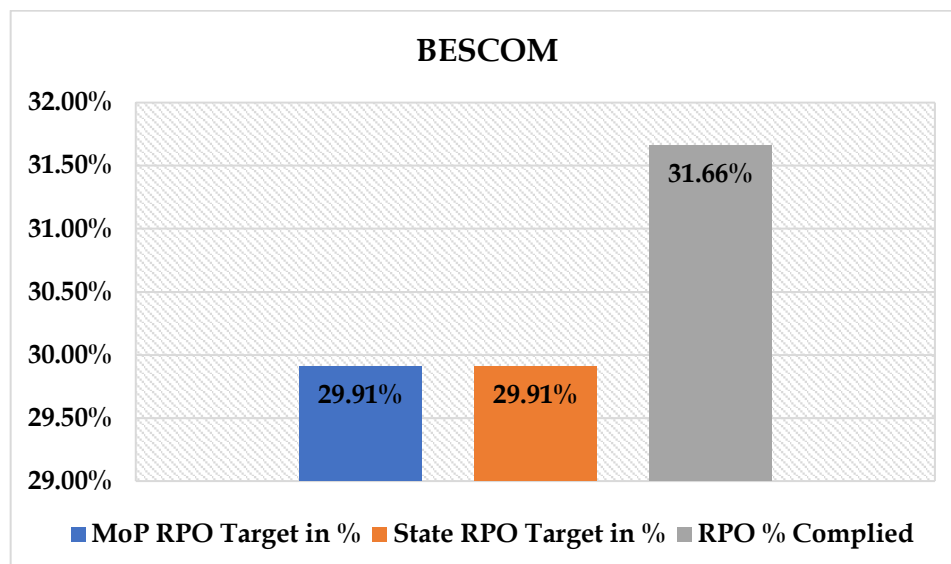
The ERC has submitted RPO compliance data for FY 2024-25 pertaining to State DISCOMs only and no data with regard to Open Access and Captive consumers have been provided.

Distribution Licensees

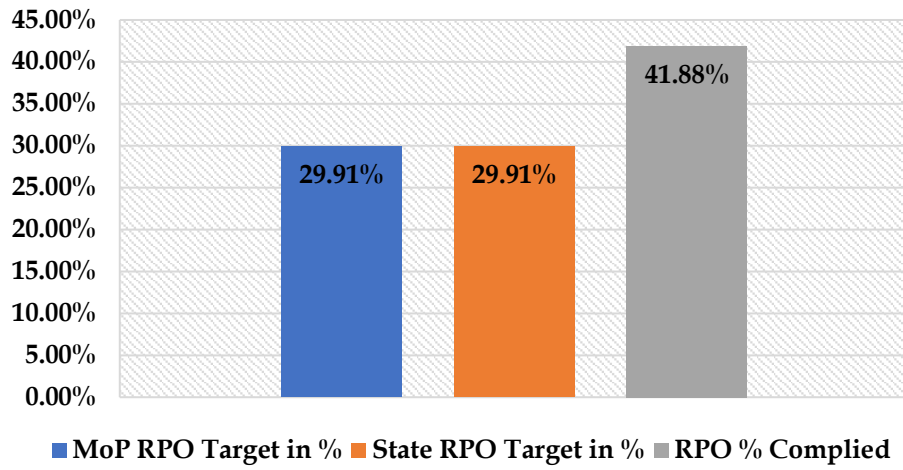
Against the targets set by KERC and MoP, all the DISCOMs namely BESCOM, GESCOM, HESCOM, MESCOM and CESC on consolidated basis were able to fulfil 31.66%, 41.88%, 52.60%, 39.36% and 43.04% respectively of the total RPO compliance of 29.91% as set by MoP and SERC. In regard to DRE RPO target of 1.50%, BESCOM, GESCOM, HESCOM, MESCOM and CESC fell short of compliance by 1.12%, 1.38%, 1.26%, 1.30% and 1.39% respectively.

Graphical Representation of Compliance of DISCOM

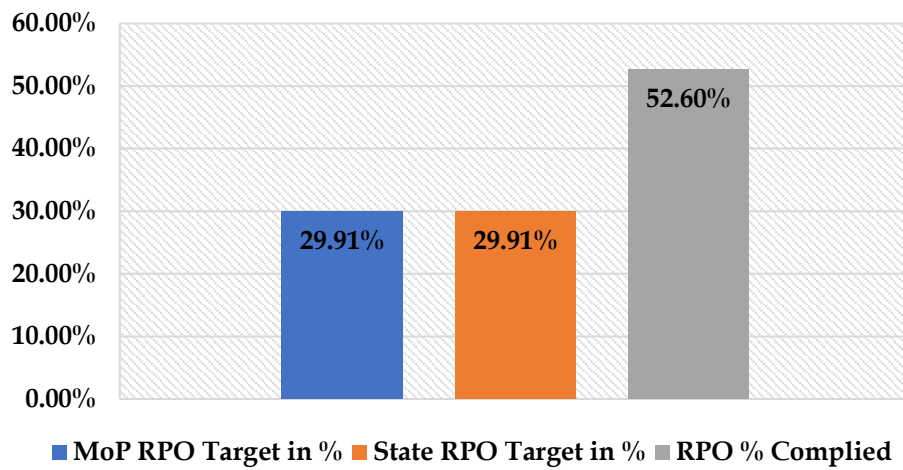
The graphical representation of the RPO compliance of State DISCOM is shown below-



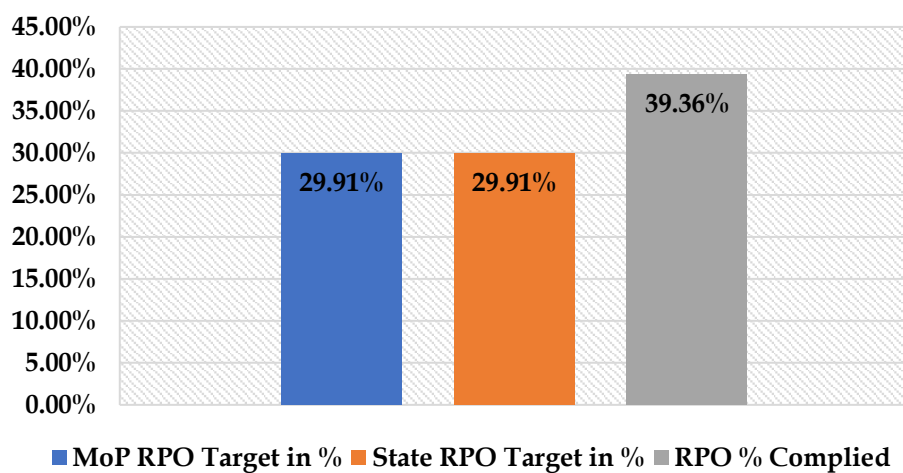
GESCOM



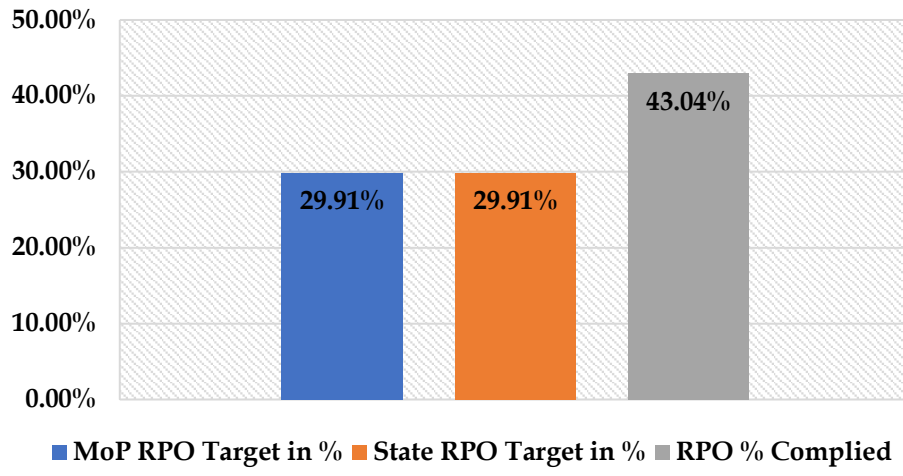
HESCOM



MESCOM



CESC



3.29 Renewable Purchase Obligations (RPO) compliance for the State of Maharashtra

- ❖ The State ERC of Maharashtra has submitted RPO Compliance data vis-à-vis MoP and SERC Targets for FY 2024-25 for DISCOMs and SERC Target for Captive and OA Consumers. The ERC has not furnished the details related to SERC Targets for OA and Captive Consumers during the said period. The RPO Compliance data as provided by the State Commission, is reproduced as under.

Actuals vis-à-vis MoP & SERC DISCOM

Wind RPO Compliance Statement										
Name of DISCOM's	Financial Year	Actual Energy Consumption During the Year	Target		Achievement					
			WPO Target for Financial Year as stipulated by the MoP		Wind Energy Consumed	Excess HPO/Other RPO adjusted as allowed by MoP	Purchase of REC if in future allowed to meet WPO	Total (C+D+E)	Deficit/(Surplus) [1-2]	Whether MoP Targets Fulfilled
	FY	(A)	(B)	[1=A*B]	(C)	(D)	(E)	[2]	[3]	Yes/No
		(MU)	(%)	(MU)	(MU)	(MU)	(MU)	(MU)	(MU)	
AEML-D	2024-25	11,323.90	0.67%	75.87	0.00	75.87	0.00	75.87	0.00	Yes
AEML-SEEPZ	2024-25	124.79	0.67%	0.84	0.00	0.84	0.00	0.83	0.00	Yes
BEST**	2024-25	5,254.29	0.67%	35.20	0.00	0.00	0.00	0.00	35.20	No
Central Railway	2024-25	3,899.96	0.67%	26.13	0.00	0.00	0.00	0.00	26.13	No
GEPL	2024-25	28.66	0.67%	0.19	0.00	0.00	0.00	0.00	0.19	No
JNPA	2024-25	6.40	0.67%	0.04	0.00	0.00	0.00	0.00	0.04	No
KRC	2024-25	27.15	0.67%	0.18	0.00	0.00	0.00	0.00	0.18	No
MBBPPL	2024-25	53.12	0.67%	0.36	0.00	0.00	0.00	0.00	0.36	No
MSEDCL	2024-25	1,63,522.12	0.67%	1,095.60	228.63	0.00	0.00	228.63	866.96	No
NULLP	2024-25	80.59	0.67%	0.54	0.00	0.54	0.00	0.44	0.10	No
TPC-D	2024-25	6,138.07	0.67%	41.13	0.00	41.13	Nil	41.13	0.00	Yes
EON KHARADI SEZ-1	2024-25	43.58	0.67%	0.29	0.00	0.00	0.00	0.00	0.29	No
EON KHARADI SEZ-2	2024-25	26.27	0.67%	0.18	0.00	0.00	0.00	0.00	0.18	No
SEZ Biotech Services Ltd. Hadapsar SEZ	2024-25	85.10	0.67%	0.57	0.00	0.00	0.00	0.00	0.57	No
SEZ Biotech Services Ltd. Manjri SEZ	2024-25	60.77	0.67%	0.41	0.00	0.00	0.00	0.00	0.41	No
MADC	2024-25	84.94	0.67%	0.57	0.00	0.00	0.00	0.00	0.57	No
Laxmipati Balaji	2024-25	3.46	0.67%	0.02	0.00	0.00	0.00	0.00	0.02	No

** Note - The shortfall of 35.20 Mus in Wind RPO is being met by adjusting excess energy in Other RPO and by procuring RECs from Power Exchanges in June 2025.

HPO RPO Compliance Statement

HPO RPO Compliance Statement											
			Target		Achievement						
Name of DISCOM's	Financial Year	Actual Energy Consumption During the Year	HPO Target for Financial Year as stipulated by the MoP		Particulars	Hydro Energy Consumed	Excess WPO/Other RPO adjusted as allowed by MoP	Purchase of REC if in future allowed to meet HPO	Total (C+D+E)	Deficit/(Surplus) [1-2]	Whether MoP Targets Fulfilled
	FY	(A)	(B)	[1=A*B]		(C)	(D)	(E)	[2]	[3]	Yes/No
		(MU)	(%)	(MU)		(MU)	(MU)	(MU)	(MU)	(MU)	
AEML-D	2024-25	11,323.90	0.38%	43.03	From Hydro Projects commissioned after the 31st March, 2024	0.00	43.03	0.00	43.03	(0.00)	Yes
AEML-SEEPZ	2024-25	124.79	0.38%	0.47	From Hydro Projects commissioned after the 31st March, 2024	0.00	0.47	0.00	0.47	0.00	Yes
BEST**	2024-25	5,254.29	0.38%	19.97	From Hydro Projects commissioned after the 31st March, 2024	0.00	0.00	0.00	0.00	19.97	No
Central Railway	2024-25	3,899.96	0.38%	14.82	From Hydro Projects commissioned after the 31st March, 2024	11.21	0.00	0.00	11.21	3.61	No
GEPL	2024-25	28.66	0.38%	0.11	From Hydro Projects commissioned after the 31st March, 2024	0.00	0.00	0.00	0.00	0.11	No
JNPA	2024-25	6.40	0.38%	0.02	From Hydro Projects commissioned after the 31st March, 2024	0.00	0.00	0.00	0.00	0.02	No
KRC	2024-25	27.15	0.38%	0.10	From Hydro Projects commissioned after the 31st March, 2024	0.00	0.00	0.00	0.00	0.10	No
MBBPPL	2024-25	53.12	0.38%	0.20	From Hydro Projects commissioned after the 31st March, 2024	0.00	0.00	0.00	0.00	0.20	No

HPO RPO Compliance Statement

Name of DISCOM's	Financial Year	Actual Energy Consumption During the Year	Target		Achievement						
			HPO Target for Financial Year as stipulated by the MoP		Particulars	Hydro Energy Consumed	Excess WPO/Other RPO adjusted as allowed by MoP	Purchase of REC if in future allowed to meet HPO	Total (C+D+E)	Deficit/(Surplus) [1-2]	Whether MoP Targets Fulfilled
			(B)	[1=A*B]							
	FY	(A)	(B)	[1=A*B]		(C)	(D)	(E)	[2]	[3]	Yes/No
		(MU)	(%)	(MU)		(MU)	(MU)	(MU)	(MU)	(MU)	
MSEDCL	2024-25	1,63,522.12	0.38%	621.38	From Hydro Projects commissioned after the 31st March, 2024	0.00	0.00	0.00	0.00	621.38	No
NULLP	2024-25	80.59	0.38%	0.31	From Hydro Projects commissioned after the 31st March, 2024	0.00	0.31	0.00	0.31	0.00	Yes
TPC-D	2024-25	6,138.07	0.38%	23.32	From Hydro Projects commissioned after the 31st March, 2024	0.00	23.32	Nil	23.32	0.00	Yes
EON KHARADI SEZ-1	2024-25	43.58	0.38%	0.17	From Hydro Projects commissioned after the 31st March, 2024	0.00	0.00	0.00	0.00	0.17	No
EON KHARADI SEZ-2	2024-25	26.27	0.38%	0.10	From Hydro Projects commissioned after the 31st March, 2024	0.00	0.00	0.00	0.00	0.10	No
SEZ Biotech Services Ltd. Hadapsar SEZ	2024-25	85.10	0.38%	0.32	From Hydro Projects commissioned after the 31st March, 2024	0.00	0.00	0.00	0.00	0.32	No
SEZ Biotech Services Ltd. Manjri SEZ	2024-25	60.77	0.38%	0.23	From Hydro Projects commissioned after the 31st March, 2024	0.00	0.00	0.00	0.00	0.23	No
MADC	2024-25	84.77	0.38%	0.32	From Hydro Projects commissioned after the 31st March, 2024	0.00	0.00	0.00	0.00	0.32	No

HPO RPO Compliance Statement

HPO RPO Compliance Statement											
			Target		Achievement						
Name of DISCOM's	Financial Year	Actual Energy Consumption During the Year	HPO Target for Financial Year as stipulated by the MoP		Particulars	Hydro Energy Consumed	Excess WPO/Other RPO adjusted as allowed by MoP	Purchase of REC if in future allowed to meet HPO	Total (C+D+E)	Deficit/(Surplus) [1-2]	Whether MoP Targets Fulfilled
	FY	(A)	(B)	[1=A*B]		(C)	(D)	(E)	[2]	[3]	Yes/No
		(MU)	(%)	(MU)		(MU)	(MU)	(MU)	(MU)	(MU)	
Laxmipati Balaji	2024-25	3.46	0.38%	0.01	From Hydro Projects commissioned after the 31st March, 2024	0.00	0.00	0.00	0.00	0.01	No
<p>Note - The shortfall of 19.97 Mus in HPO is being met by adjusting excess energy in Other RPO and by procuring RECs from Power Exchanges in June 2025.</p>											

Distributed Renewable Energy RPO Compliance Statement

Distributed Renewable Energy RPO Compliance Statement										
			Target		Achievement					
Name of DISCOM's	Financial Year	Actual Energy Consumption During the Year	Distributed Renewable Energy Target for Financial Year as stipulated by the MoP		Particulars	Energy Consumed from DRE Sources	Deficit/(Surplus) [1-2]	Whether MoP Targets Fulfilled		
	FY	(A)	(B)	[1=A*B*10^6]		[2]	[3]	Yes/No		
		(MU)	(%)	kWh		kWh	kWh			
AEML-D	2024-25	11323.90	1.50%	169858571.79	From renewable energy projects that are less than 10 MW in size	428285505.13	(258426933.35)	Yes		
AEML-SEEPZ	2024-25	124.79	1.50%	1871809.89		38968820.39	(37097010.49)	Yes		
BEST**	2024-25	5254.29	1.50%	78814275.00		13983199.00	64831076.00	No		
Central Railway	2024-25	3899.96	1.50%	58499346.57		11506868.00	46992478.57	No		
GEPL	2024-25	28.66	1.50%	429924.44		146148.40	283776.04	No		
JNPA	2024-25	6.40	1.50%	95983.62		566083.20	(470099.58)	Yes		
KRC	2024-25	27.15	1.50%	407287.99		146148.40	261139.59	No		
MBBPPL	2024-25	53.12	1.50%	796871.84		0.00	796871.84	No		
MSEDCL	2024-25	163522.12	1.50%	2452831829.91		4587509368.60	(2134677538.69)	Yes		
NULLP	2024-25	80.59	1.50%	1208827.24		253589.80	955237.44	No		
TPC-D	2024-25	6138.07	1.50%	92071074.85		195973991.52	(103902916.67)	Yes		
EON KHARADI SEZ-1	2024-25	43.70	1.50%	655521.21		0.00	655521.21	No		
EON KHARADI SEZ-2	2024-25	26.27	1.50%	394058.28		0.00	394058.28	No		
SEZ Biotech Services Ltd. Hadapsar SEZ	2024-25	85.10	1.50%	1276486.04		0.00	1276486.04	No		

Distributed Renewable Energy RPO Compliance Statement

		Target			Achievement			
Name of DISCOM's	Financial Year	Actual Energy Consumption During the Year	Distributed Renewable Energy Target for Financial Year as stipulated by the MoP		Particulars	Energy Consumed from DRE Sources	Deficit/(Surplus) [1-2]	Whether MoP Targets Fulfilled
	FY	(A)	(B)	[1=A*B*10^6]		[2]	[3]	Yes/No
		(MU)	(%)	kWh		kWh	kWh	
SEZ Biotech Services Ltd. Manjri SEZ	2024-25	60.77	1.50%	911596.38		0.00	911596.38	No
MADC	2024-25	84.76	1.50%	1271438.16		3268414.00	(1996975.84)	Yes
Laxmipati Balaji	2024-25	3.46	1.50%	51895.94		0.00	51895.94	No

Note - The shortfall of 64.83 Mus in DRE is met by procuring RECs from Power Exchanges in FY 2024-25

Other RPO Compliance Statement

		Target			Achievement							
Name of DISCOM	Financial Year	Actual Energy Consumption During the Year	Other RPO Target for Financial Year as stipulated by MoP		Particulars	Solar	Wind	Hydro	Other (Please Specify)	Total (C+D+E+F)	Deficit/(Surplus) [1-2]	Whether MoP Targets Fulfilled
	FY	(A)	(B)	[1=A*B]		(C)	(D)	(E)	(F)	[2]	[3]	Yes/No
		(MU)	(%)	(MU)		(MU)	(MU)	(MU)	(MU)	(MU)	(MU)	
AEML-D	2024-25	11323.90	27.35%	3,097.09	*	1800.33	1386.90	0.00	49.02	3117.34	(20.25)	Yes
					Excess of WPO and HPO to be adjusted as per MoP Order	0.00	0.00	0.00	0.00			
					Purchase of Renewable Energy Certificates	0.00	0.00	0.00	0.00			
					Total	1800.33	1386.90	0.00	49.02			
AEML-SEEPZ	2024-25	124.79	27.35%	34.13	*	0.00	0.00	0.00	71.98	71.98	(37.85)	Yes
					Excess of WPO and HPO to be adjusted as per MoP Order	0.00	0.00	0.00	0.00			
					Purchase of Renewable Energy Certificates	0.00	0.00	0.00	0.00			
					Total	0.00	0.00	0.00	71.98			
BEST**	2024-25	5254.28	27.35%	1,437.05	*	29.54	0.00	804.68	554.22	1507.40	(70.35)	Yes
					Excess of WPO and HPO to be adjusted as per MoP Order	0.00	0.00	0.00	0.00			

					Purchase of Renewable Energy Certificates	0.00	0.00	0.00	118.95			
					Total	29.54	0.00	804.68	673.17			
Central Railway	2024-25	3899.96	27.35%	1,066.64	*	341.17	217.20	0.00	0.00	558.37	508.27	No
					Excess of WPO and HPO to be adjusted as per MoP Order	0.00	0.00	0.00	0.00			
					Purchase of Renewable Energy Certificates	0.00	0.00	0.00	0.00			
					Total	341.17	217.20	0.00	0.00			
GEPL	2024-25	28.66	27.35%	7.84	*	0.00	0.00	0.00	38.17	38.17	(30.34)	Yes
					Excess of WPO and HPO to be adjusted as per MoP Order	0.00	0.00	0.00	0.00			
					Purchase of Renewable Energy Certificates	0.00	0.00	0.00	0.00			
					Total	0.00	0.00	0.00	38.17			
JNPA	2024-25	6.40	27.35%	1.75	*	0.06	0.03	0.00	0.00	1.39	0.36	No
					Excess of WPO and HPO to be adjusted as per MoP Order	0.00	0.00	0.00	0.00			
					Purchase of Renewable Energy Certificates	0.00	0.00	0.00	1.30			
					Total	0.06	0.03	0.00	1.30			
KRC	2024-25	27.15	27.35%	7.43	*	0.00	0.00	0.00	35.42	35.42	(27.99)	Yes
					Excess of WPO and HPO to be adjusted as per MoP Order	0.00	0.00	0.00	0.00			
					Purchase of Renewable Energy Certificates	0.00	0.00	0.00	0.00			
					Total	0.00	0.00	0.00	35.42			
MBBPPL	2024-25	53.12	27.35%	14.53	*	0.00	0.00	0.00	60.36	60.36	(45.83)	Yes
					Excess of WPO and HPO to be adjusted as per MoP Order	0.00	0.00	0.00	0.00			
					Purchase of Renewable Energy Certificates	0.00	0.00	0.00	0.00			
					Total	0.00	0.00	0.00	60.36			
MSEDCL	2024-25	163522.12	27.35%	44,723.30	*	8185.90	4928.30	5995.91	3360.21	22470.32	22252.98	No

					Excess of WPO and HPO to be adjusted as per MoP Order	0.00	0.00	0.00	0.00			
					Purchase of Renewable Energy Certificates	0.00	0.00	0.00	0.00			
					Total	8185.90	4928.30	5995.91	3360.21			
NULLP***	2024-25	80.59	27.35%	22.04	*	0.42	0.00	17.91	40.38	57.86	(35.82)	Yes
					Excess of WPO and HPO to be adjusted as per MoP Order	0.00	0.54	0.31	0.00			
					Purchase of Renewable Energy Certificates	0.00	0.00	0.00	0.00			
					Total	0.42	0.54	18.22	40.38			
TPC-D	2024-25	6138.07	27.35%	1,678.76	*	855.24	555.12	700.69	18.03	2129.08	(450.31)	Yes
					Excess of WPO and HPO to be adjusted as per MoP Order	0.00	0.00	0.00	0.00			
					Purchase of Renewable Energy Certificates	0.00	0.00	0.00	0.00			
					Total	855.24	555.12	700.69	18.03			
EON KHARADI SEZ-1	2024-25	43.58	27.35%	11.92	*	5.81	0.00	32.50	2.25	40.56	(28.64)	Yes
					Excess of WPO and HPO to be adjusted as per MoP Order	0.00	0.00	0.00	0.00			
					Purchase of Renewable Energy Certificates	0.00	0.00	0.00	0.00			
					Total	5.81	0.00	32.50	2.25			
EON KHARADI SEZ-2	2024-25	26.27	27.35%	7.18	*	1.81	0.00	22.26	0.00	40.56	(28.64)	Yes
					Excess of WPO and HPO to be adjusted as per MoP Order	0.00	0.00	0.00	0.00			
					Purchase of Renewable Energy Certificates	0.00	0.00	0.00	0.00			
					Total	1.81	0.00	22.26	0.00			
SEZ Biotech Services Ltd. Hadapsar SEZ	2024-25	85.10	27.35%	23.28	*	11.78	0.00	0.00	0.00	22.26	1.02	No
					EON Kharadi Infrastructure Private Limited SEZ-I (Surplus Intra-DISCOM Hydro Power)	0.00	0.00	0.00	8.43			

					Excess of WPO and HPO to be adjusted as per MoP Order	0.00	0.00	0.00	0.00			
					Purchase of IEX GDAM /GTAM Power	0.00	0.00	0.00	2.05			
					Total	11.78	0.00	0.00	10.48			
SEZ Biotech Services Ltd. Manjri SEZ	2024-25	60.77	27.35%	16.62	*	7.85	0.00	0.00	0.00	14.13	2.49	NO
					EON Kharadi Infrastructure Private Limited SEZ-I (Surplus Intra-DISCOM Hydro Power)	0.00	0.00	0.00	4.95			
					Excess of WPO and HPO to be adjusted as per MoP Order	0.00	0.00	0.00	0.00			
					Purchase of IEX GDAM /GTAM Power	0.00	0.00	0.00	1.32			
					Total	7.85	0.00	0.00	6.28			
MADC	2024-25	84.76	27.35%	23.18	*	0.00	0.00	0.00	0.00	24.12	(0.94)	Yes
					Excess of WPO and HPO to be adjusted as per MoP Order	0.00	0.00	0.00	0.00			
					Purchase of Renewable Energy Certificates	0.00	0.00	0.00	24.12			
					Total	0.00	0.00	0.00	24.12			
Laxmipati Balaji	2024-25	3.46	27.35%	0.95	*	0.00	0.00	0.00	0.00	1.00	(0.05)	Yes
					Excess of WPO and HPO to be adjusted as per MoP Order	0.00	0.00	0.00	0.00			
					Purchase of Renewable Energy Certificates	0.00	0.00	0.00	1.00			
					Total	0.00	0.00	0.00	1.00			

*renewable energy component met by energy produced from any renewable energy power project other than sources which complied for WPO, HPO and Distributed Renewable Energy (from all WPPs and Hydro Power Projects [including Pump Storage Projects (PSPs) and Small Hydro Projects (SHPs)], including free power, commissioned before the 1st April, 2024)

** Note - The surplus of 70.35 Mus in Other RPO is being used to fulfill the shortfall of Wind RPO, DRE and HPO

*** Note: As per Regulation 7.5 (A) of the MERC (Renewable Purchase Obligation, its Compliance and Implementation of Renewable Energy Certificate Framework) (First Amendment) Regulations, 2024 Distribution Licensee with peak demand less than 20 MW shall be required to meet only their composite RPO targets annually. NUPLLP's Peak Demand during FY 2024-25 was below 20 MW, accordingly NUPLLP is required to meet composite RPO for FY 2024-25.

Actuals vis-à-vis MoP OA and Captive Users

Wind RPO Compliance Statement

Wind RPO Compliance Statement												
Name	Financial Year	Total Consumption	Consumption from Distribution Licensee	Consumption from Sources other than Distribution Licensee	Target		Achievement					
					WPO Target For Financial Year as stipulated by MoP		Wind Energy Consumed	Excess HPO/Other RPO adjusted as allowed by MoP	Purchase of REC if in future allowed to meet WPO	Total (E+F+G)	Unfulfilled/ (Surplus)	Whether MoP Wind Target Fulfilled
					(A)	(B)					(C) = (A)-(B)	
					(MU)	(MU)	(MU)	(%)	(MU)	(MU)	(MU)	(MU)
NAME: M/s Gopani Iron & Power (I) pvt Lid, Chandrapur	FY 2024-25	81.34	0.36	80.97	0.67%	0.54	0.00	0.00	0.00	0.00	0.54	No
NAME: M/s Hindustan Petroleum Corporation Limited- Mumbai Refinery	FY 2024-25	783.07	752.36	30.71	0.67%	0.21	0.00	0.00	0.00	0.00	0.21	No
NAME: M/s UltraTech Cement Limited (Awarpur Cement Works)	FY 2024-25	325.70	0.00	78.63	0.67%	0.03	1.66	16.64	0.00	0.00	16.64	No
NAME: Jsw Steel Coated Products Limited, Kalmeshwar	FY 2024-25	137.31	7.98	129.32	0.67%	0.87	0.00	0.00	0.00	0.00	0.87	No
NAME: Laxmi Organic Industries Limited	FY 2024-25	112.29	76.65	35.64	0.67%	0.24	0.00	3.99	0.00	3.99	(3.75)	Yes
NAME: ONGC URAN PLANT	FY 2024-25	378.74	26.28	352.46	0.67%	2.36	0.00	0.00	0.00	0.00	2.36	No

HPO RPO Compliance Statement

HPO RPO Compliance Statement													
Name	Financial Year	Total Consumption	Consumption from Sources other than Distribution Licensee and WHRS	Consumption from Sources other than Distribution Licensee	Target		Particulars	Achievement					
					HPO for Financial Year as stipulated by MoP			Hydro Energy Consumed	Excess WPO/Other RPO adjusted as allowed by MoP	Purchase of REC if in future allowed to meet HPO	Total (E+F+G)	Unfulfilled/ (Surplus)	Whether MoP Wind Target Fulfilled
					(A)	(B)						(C) = (A)-(B)	
					(MU)	(MU)		(MU)	(%)	(MU)	(MU)	(MU)	(MU)
NAME: M/s UltraTech Cement Limited (Awarpur Cement Works)	FY 2024-25	325.70	78.63	247.07	0.38%	0.94		0.00	0.00	0.00	0.00	1.88	No

NAME: M/s Jsw Steel Coated Products Limited, Kalmeshwar	FY 2024-25	137.31	7.98	129.32	0.38%	0.49		0.00	0.00	0.00	0.00	0.98	No
NAME: M/s Laxmi Organic Industries Limited	FY 2024-25	112.29	76.65	35.64	0.38%	0.14		0.00	0.00	0.00	0.00	0.27	No
NAME: M/s ONGC URAN PLANT	FY 2024-25	378.74	26.28	352.46	0.38%	1.34		0.00	0.00	0.00	0.00	2.68	No

Distributed Renewable Energy RPO Compliance Statement

Name	Financial Year	Total Consumption	Consumption from Distribution Licensee	Consumption from Sources other than Distribution Licensee	Target		Particulars	Energy Consumed from DRE Sources	Unfulfilled/	Whether MoP Wind Target Fulfilled			
					Distributed Renewable Energy Target for Financial Year as stipulated by MoP				(Surplus)				
					(A)	(B)			(C) = (A)-(B)		(D)	[1=C*D*10^6]	(1-2)
					(MU)	(MU)			(MU)		(%)	(kWh)	(kWh)
NAME: M/s Gopani Iron & Power (I) pvt Lid, Chandrapur	FY 2024-25	81.34	0.36	80.97	1.50%	1214590.50		0.00	1214590.50	No			
NAME: M/s Hindustan Petroleum Corporation Limited- Mumbai Refinery	FY 2024-25	783.07	752.36	30.71	1.50%	460605.00		1379700.00	(919095.00)	Yes			
NAME: M/s UltraTech Cement Limited (Awarpur Cement Works)	FY 2024-25	325.70	78.63	247.07	1.50%	3705994.90		0.00	3705994.90	No			
NAME: M/s Jsw Steel Coated Products Limited, Kalmeshwar	FY 2024-25	137.31	7.98	129.32	1.50%	1939825.71		0.00	1939825.71	No			
NAME: M/s Laxmi Organic Industries Limited	FY 2024-25	112.29	76.65	35.64	1.50%	534583.22		0.00	534583.22	No			
NAME: M/s ONGC URAN PLANT	FY 2024-25	378.74	26.28	352.46	1.50%	5286884.25		0.00	5286884.25	No			

Other RPO Compliance Statement

Other RPO Compliance Statement														
					Target		Achievement							
Name	Financial Year	Total Consumption	Consumption from Distribution Licensee	Consumption from Sources other than Distribution Licensee	Other RPO Target for Financial Year as stipulated by MoP		Particulars	Solar	Wind	Hydro	Other	Total (E+F+G+H)	Unfulfilled / (Surplus)	Whether MoP Wind Target Fulfilled
					[1-2]									
		(A)	(B)	(C) = (A)-(B)	(D)	[1=C*D]		(E)	(F)	(G)	(H)	[2]	[3]	Yes/NO
		(MU)	(MU)	(MU)	(%)	(MU)		(MU)	(MU)	(MU)	(MU)	(MU)	(MU)	
NAME: M/s Bilt Graphic Paper Products Limited, Unit: Ballarpur	FY 2024-25	327.26	8.68	318.59	29.91%	95.29	Total	0.00	0.00	0.00	220.00	219.81	(124.52)	Yes
NAME: Bilt Graphic Paper Products Limited, Unit: Bhigwan	FY 2024-25	187.12	5.59	181.54	29.91%	54.30	Total	0.00	0.00	0.00	0.00	0.00	54.30	No
NAME: M/s Birla Carbon India Pvt Ltd	FY 2024-25	40.05	0.00	40.05	29.91%	3.60	Total	0.00	0.00	0.00	0.00	0.00	3.61	No
NAME: Vinati Organics Ltd	FY 2024-25	35.07	0.00	35.07	29.91%	9.59	Total	11.29				11.29	(1.70)	Yes
NAME: M/s Evonith Metallica Ltd, Wardha	FY 2024-25	173.95	62.89	111.06	29.91%	33.22	Total	0.00	0.00	0.00	0.00	0.00	33.22	No
NAME: M/s Evonith Value Steel Ltd. (Indrajit Power Pvt. Ltd)	FY 2024-25	270.88	32.15	238.73	29.91%	21.49	Note: This CPP was commissioned before 1st April 2016. Hence RPO compliance target is 9% as per MoP & MERC order/regulation	0.00	0.00	0.00	0.00	0.00	21.49	No
NAME: M/s Gopani Iron & Power (I) pvt Lid, Chandrapur	FY 2024-25	81.33	0.36	80.97	29.91%	24.22	Total	0.00	0.00	0.00	43.00	42.71	(18.49)	Yes
NAME: M/s Hindustan Petroleum Corporation	FY 2024-25	783.07	752.36	30.71	29.91%	8.40	Total	0.00			8.71	8.71	(0.31)	Yes

Other RPO Compliance Statement

Other RPO Compliance Statement														
					Target		Achievement							
Name	Financial Year	Total Consumption	Consumption from Distribution Licensee	Consumption from Sources other than Distribution Licensee	Other RPO Target for Financial Year as stipulated by MoP		Particulars	Solar	Wind	Hydro	Other	Total (E+F+G+H)	Unfulfilled / (Surplus)	Whether MoP Wind Target Fulfilled
					[1-2]									
		(A)	(B)	(C) = (A)-(B)	(D)	[1=C*D]		(E)	(F)	(G)	(H)	[2]	[3]	Yes/NO
		(MU)	(MU)	(MU)	(%)	(MU)		(MU)	(MU)	(MU)	(MU)	(MU)	(MU)	
Limited-Mumbai Refinery														
NAME: M/s JSW Jaigarh Port, Ratnagiri	FY 2024-25	6.89	0.00	6.89	29.91%	2.06	Total	0.00	0.00	0.00		2.06	0.00	No
NAME: JSW Steel Coated Products Ltd. Khopoli	FY 2024-25	73.06	11.62	61.44	29.91%	16.80	Total	0.00			3.73	3.73	13.08	No
NAME: M/s JSW Steel Coated Products Vashind	FY 2024-25	276.38	45.53	230.85	29.91%	69.05	Total	0.00			13.50	13.50	55.55	No
NAME: M/s JSW Steel Ltd, Dolvi	FY 2024-25	3650.46	282.26	3368.20	29.91%	921.20	Total	0.00			1958.34	1958.34	(1037.14)	Yes
NAME: M/s JSW Steel, AMBA RIVER COKE LTD, DOLVI	FY 2024-25	307.76	3.23	304.53	29.91%	83.29	Total	0.00			30.76	30.76	52.53	No
NAME: M/s UltraTech Cement Limited (Awarpur Cement Works)	FY 2024-25	325.70	78.63	247.07	29.91%	67.57	Total	13.49			0.00	13.49	54.08	No
NAME: M/s Tata Steel Khopoli (DC no.INS0050MH)	FY 2024-25	3.20	0.00	3.20	29.91%	0.29	Total	23.62			0.00	23.62	(23.34)	Yes
NAME: M/s Jsw Steel Coated Products	FY 2024-25	137.31	7.98	129.32	29.91%	38.68	Total	0.00	0.00	0.00		0.00	24.49	No

Other RPO Compliance Statement

Other RPO Compliance Statement																	
Name	Financial Year	Total Consumption	Consumption from Distribution Licensee	Consumption from Sources other than Distribution Licensee	Target		Particulars	Achievement						Unfulfilled / (Surplus)	Whether MoP Wind Target Fulfilled		
					Other RPO Target for Financial Year as stipulated by MoP			Solar	Wind	Hydro	Other	Total (E+F+G+H)	[1-2]				
					(A)	(B)		(C) = (A)-(B)	(D)	[1=C*D]	(E)	(F)	(G)	(H)	[2]	[3]	Yes/NO
					(MU)	(MU)		(MU)	(%)	(MU)	(MU)	(MU)	(MU)	(MU)	(MU)	(MU)	
Limited, Kalmeshwar																	
NAME: M/s Laxmi Organic Industries Limited	FY 2024-25	112.29	76.65	35.64	29.91%	9.75	Total	5.41	7.42	4.89	0.00	17.72	(7.97)	Yes			
NAME: M/s ONGC URAN PLANT	FY 2024-25	378.74	26.28	352.46	29.91%	96.40	Total	0.00	0.00	0.00		0.00	96.40	No			
NAME: M/s Ultratech Cement Ltd, Hotgi Cement Works	FY 2024-25	94.38	43.14	51.24	29.91%	15.33	Total	31.82	19.43	-	-	51.24	(35.92)	Yes			
NAME: M/s Ultratech Cement Ltd, Dhule Cement Works	FY 2024-25	54.29	23.15	31.14	29.91%	9.32	Total	12.00	19.15			31.14	(21.83)	Yes			
NAME: M/s Ultratech Cement Nardmada Cement Ratnagiri Works	FY 2024-25	10.97	4.49	6.48	29.91%	1.94	Total	0.00	0.00	0.00		0.14	1.79	No			

3.30 Analysis of Renewable Purchase Obligations (RPO) compliance for the State of Maharashtra

The RPO targets set by the Ministry of Power (MoP) for WPO, HPO, DRE and Other RPO Targets for FY 2024-25 were 0.67%, 0.38%, 1.5% and 27.35%, respectively. The RPO target specified by the State ERC in the “Maharashtra Electricity Regulatory Commission (Renewable Purchase Obligation, its Compliance and Implementation of Renewable Energy Certificate Framework) (First Amendment) Regulations, 2024” dated 23.02.2024 for the FY 2024-25 against WPO, HPO, DRE and other RPO targets were 0.67%, 0.38%, 1.5% and 27.35% which is the same as specified by MoP.

The ERC has submitted RPO compliance data for FY 2024-25 vis-à-vis target specified by SERC and MoP with respect to the State DISCOMs and MoP Target with respect to OA and Captive User, whereas the ERC has not provided RPO compliance with respect to SERC related to Open Access Consumers and Captive Users.

Distribution Licensees

It is observed that as against the targets specified by the MoP and SERC, AEML-D, AEML-SEEPZ, BEST, deemed licensee Central Railway, GEPL, JNPA, KRC, MBBPPL, MSEDCL, NULLP, TPC-D, EON KHARADI SEZ-1, EON KHARADI SEZ-2, SEZ Biotech Service Ltd. Hadapsar SEZ, SEZ Biotech Service Ltd. Manjri SEZ, MADC and Laxmipati Balaji in the FY 2024-25 complied as below –

Wind RPO Compliance – AEML-D, AEML-SEEPZ and TPC-D were able to comply with Wind RPO Target as stated by the State ERC, whereas rest of the DISCOMs/deemed licensee failed to comply.

Hydro RPO Compliance – AEML-D, AEML-SEEPZ, NULLP and TPC-D were able to comply with Hydro RPO Target as stated by the State ERC, whereas rest of the DISCOMs/deemed licensee failed to comply.

DRE RPO Compliance – AEML-D, AEML-SEEPZ, JNPA, MSEDCL, MADC, and TPC-D were able to comply with DRE RPO Target with the surplus of 258.43 MU, 37.10 MU, 0.47 MU, 2134.68 MU, 2.00 MU and 103.90 MU as stated by the State ERC, whereas rest of the DISCOMs/deemed licensee failed to comply.

Other RPO Compliance – AEML-D, AEML-SEEPZ, BEST, GEPL, KRC, MBBPPL, NULLP, EON KHARADI SEZ-1, EON KHARADI SEZ-2, MADC, Lakshmipati Balaji and TPC-D were able to comply with Other RPO Target with the surplus of 20.25 MU, 37.85 MU, 70.35 MU, 30.34 MU, 27.99 MU, 45.83 MU, 35.82 MU, 28.64 MU, 28.64 MU, 0.94 MU, 0.05 MU and 450.31 MU as stated by the State ERC, whereas rest of the DISCOMs/deemed licensee failed to comply.

On overall basis, BEST, deemed licensee Central Railway, MSEDCL, SEZ Biotech Service Ltd. Hadapsar SEZ, SEZ Biotech Service Ltd. Manjri SEZ and Laxmipati Balaji fell short of the consolidated target of 29.91% specified by MoP and State ERC.

Captive Users and Open Access Consumers

Based on the data provided by the ERC, out of 21 Consumers, the compliance status is as follows -

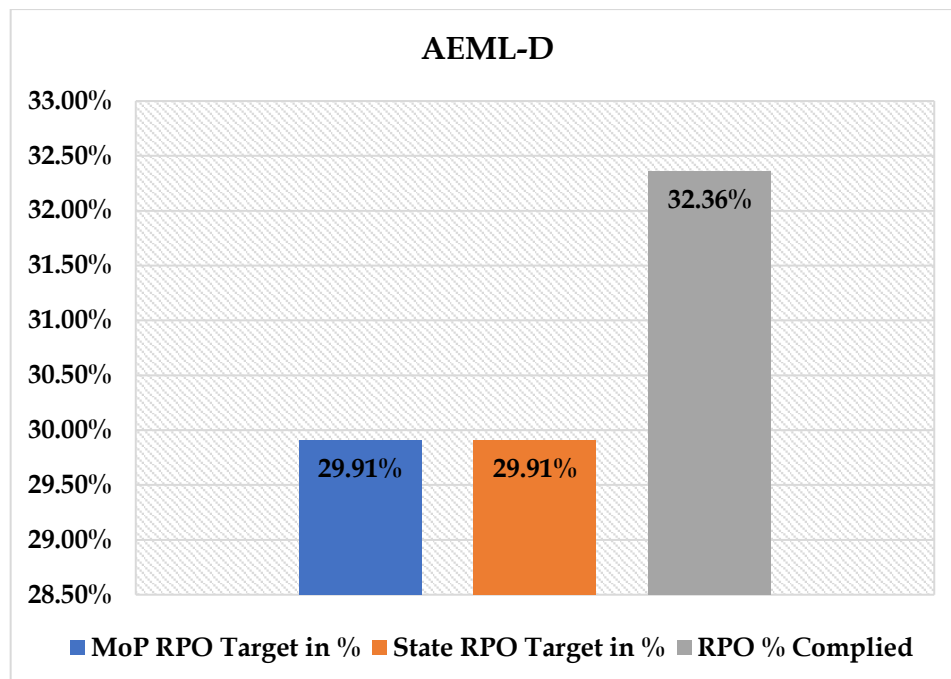
Wind RPO Compliance - Laxmi Organic Industries Limited was able to comply with Wind RPO Target as specified by the MoP, whereas rest of the OA and Captive User failed to comply.

Hydro and DRE RPO Compliance - None of the OA and Captive Consumer were able to comply with Hydro Target and only M/s Hindustan Petroleum Corporation Limited- Mumbai Refinery was able to comply with DRE RPO Target as specified by the MoP.

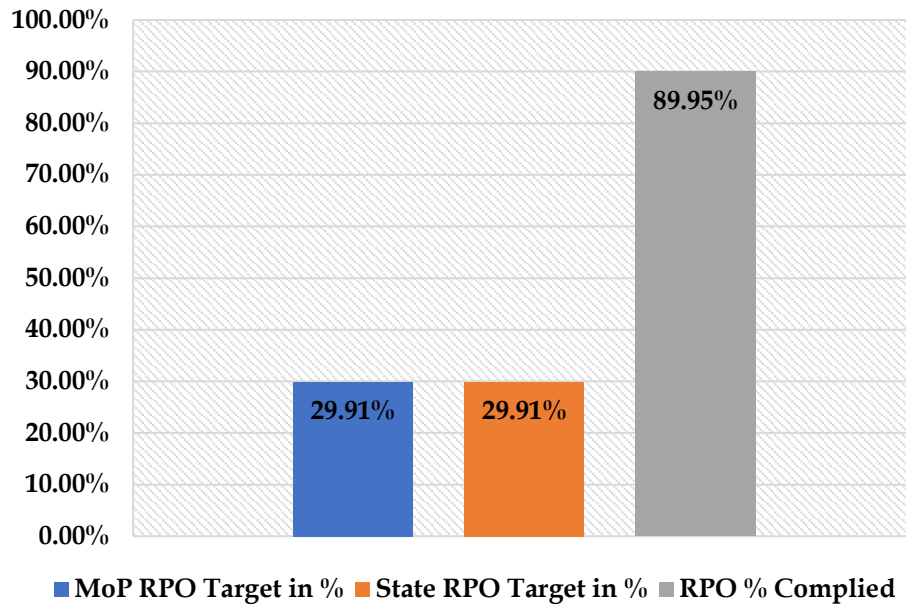
Other RPO Compliance - Bilt Graphic Paper Products Limited Unit: Ballarpur, Vinati Organics Ltd, M/s Gopani Iron & Power (I) pvt Ltd, Chandrapur, M/s Hindustan Petroleum Corporation Limited- Mumbai Refinery, M/s JSW Steel Ltd, Dolvi, M/s Tata Steel Khopoli, M/s Laxmi Organic Industries Limited, M/s Ultratech Cement Ltd Hotgi Cement Works, M/s Ultratech Cement Ltd Dhule Cement Works, were able to comply with Other RPO Target as stated by the MoP, whereas rest of the OA and Captive User failed to comply.

Graphical Representation of Compliance of DISCOM

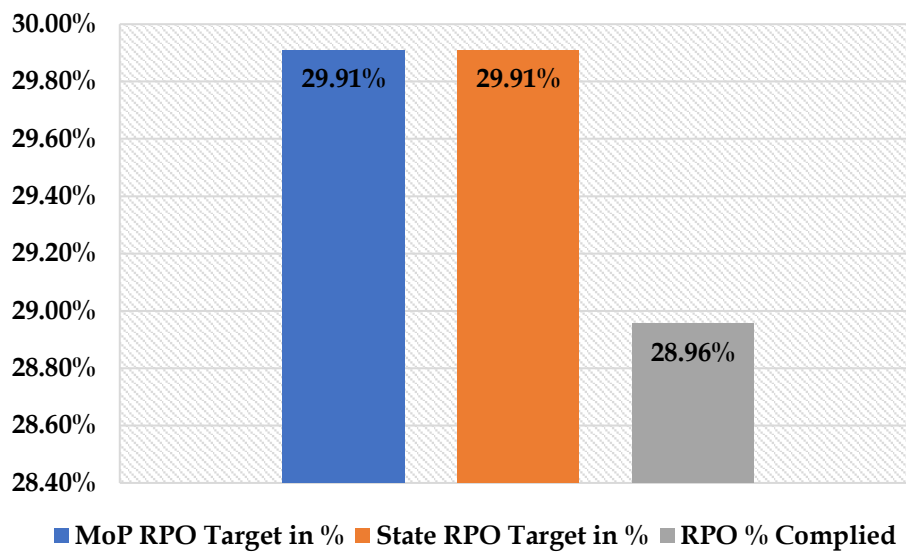
The graphical representation of the RPO compliance of State DISCOM is shown below-

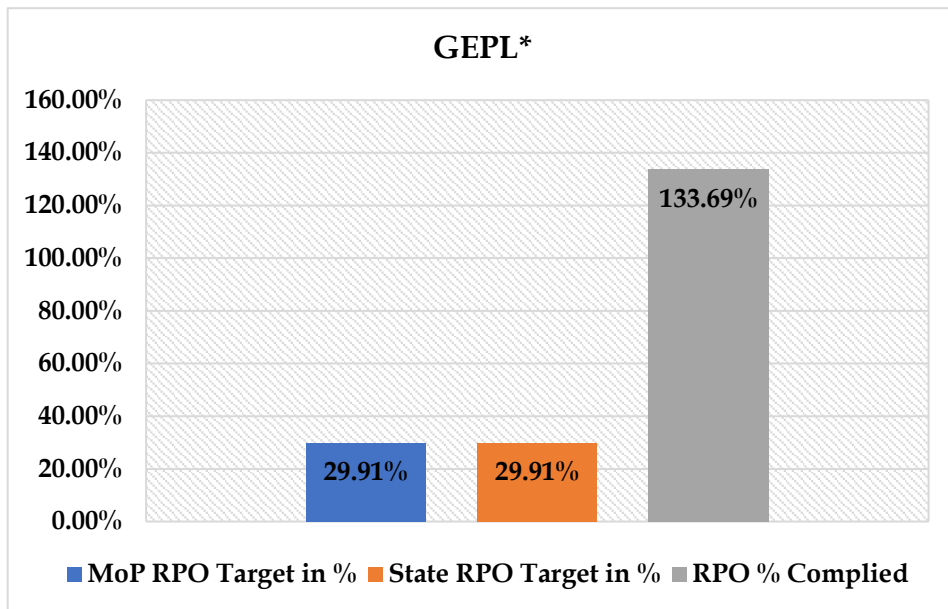
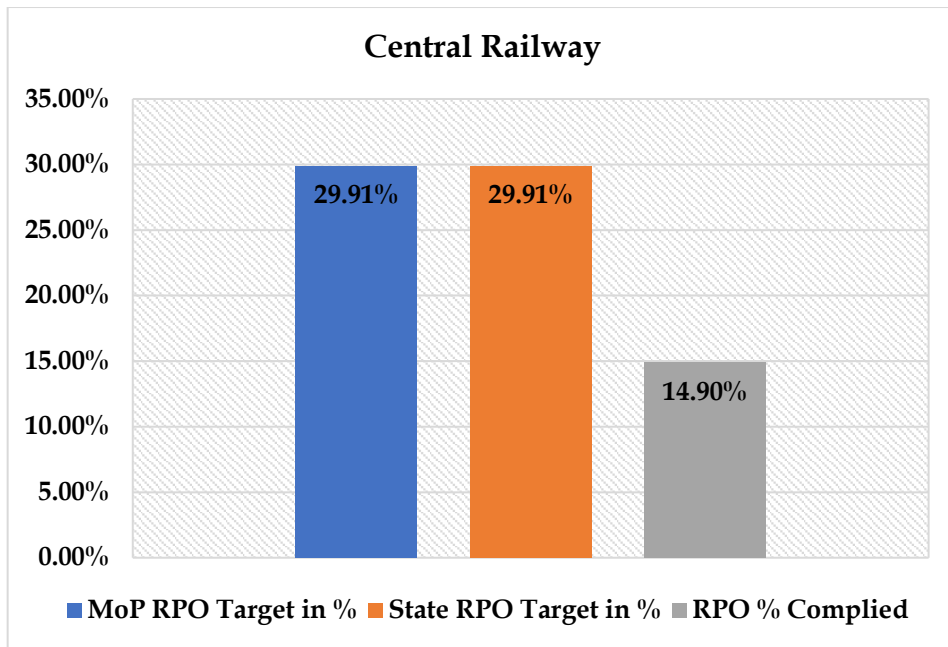


AEML-SEEPZ

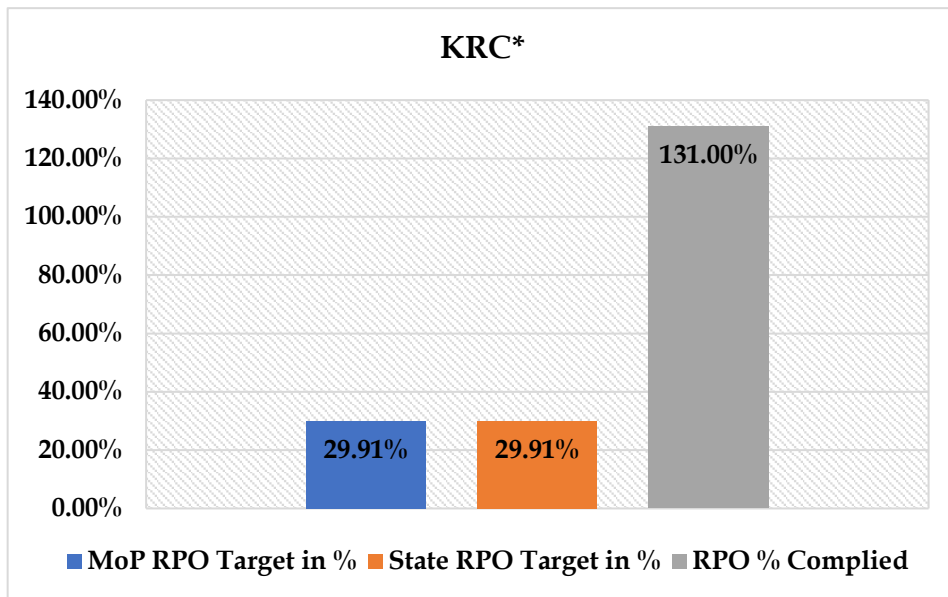
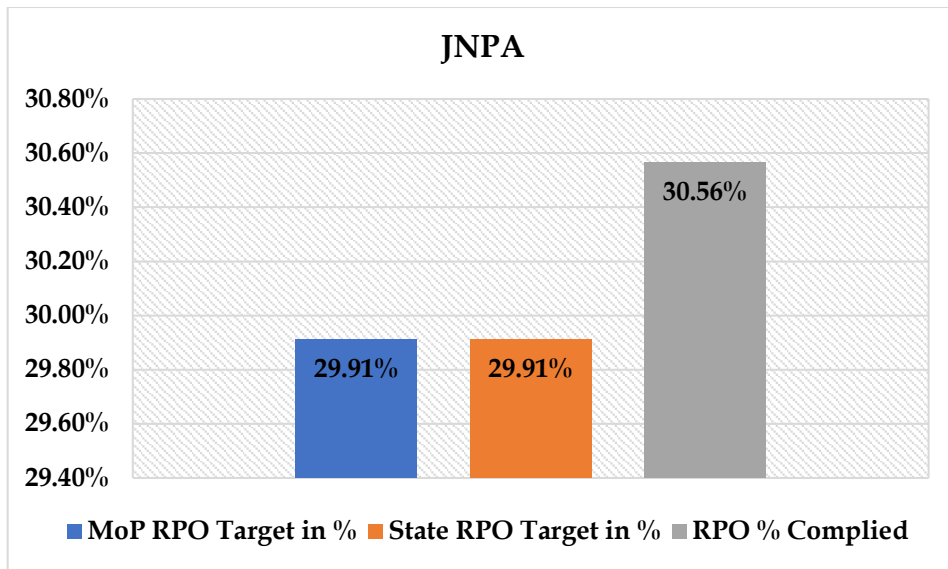


BEST

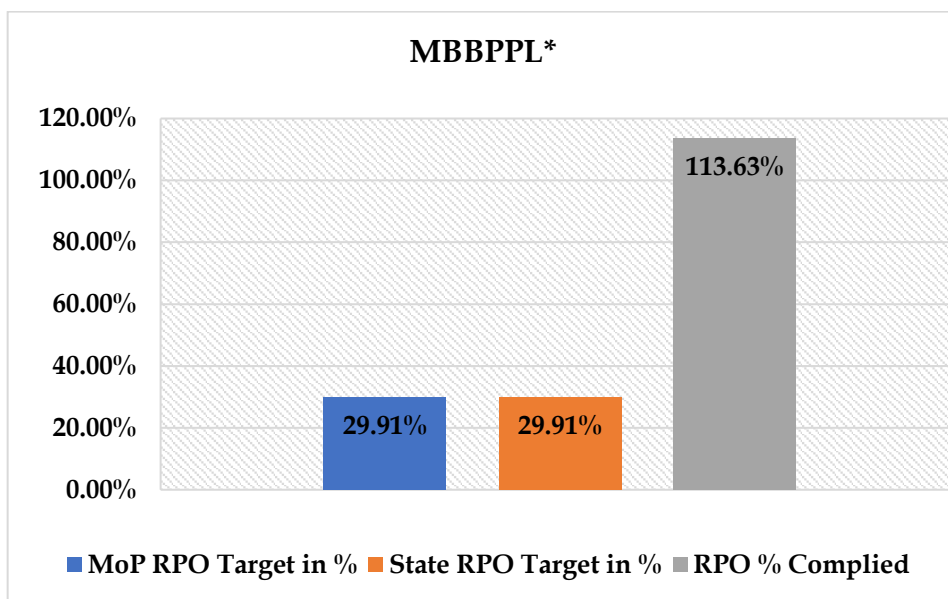


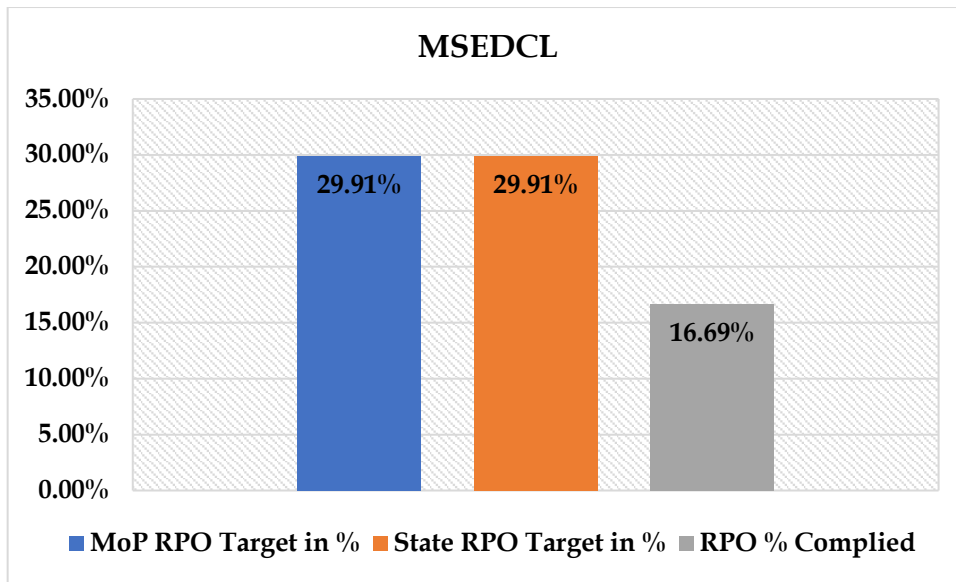


**RPO Consumption is more than 100% due to REC purchased, as confirmed by the ERC.*

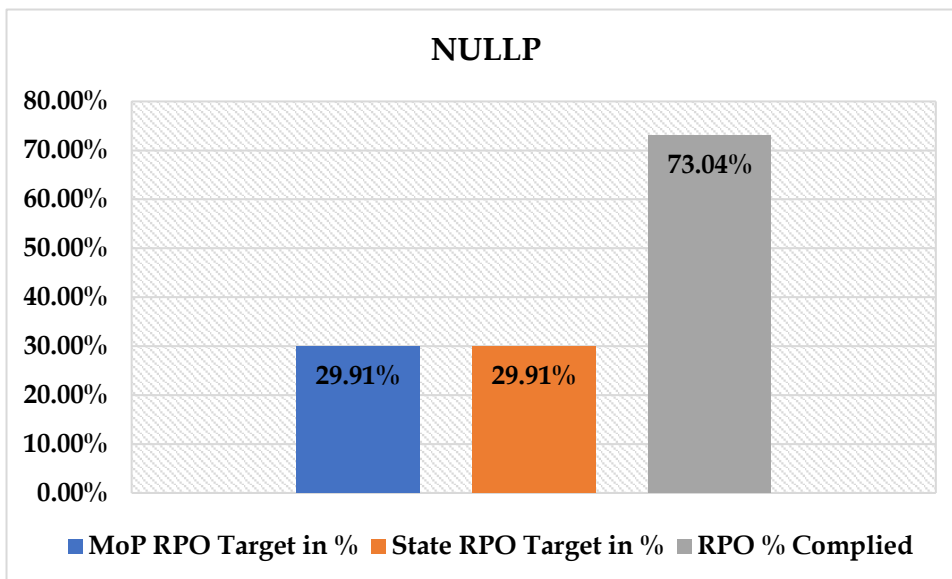
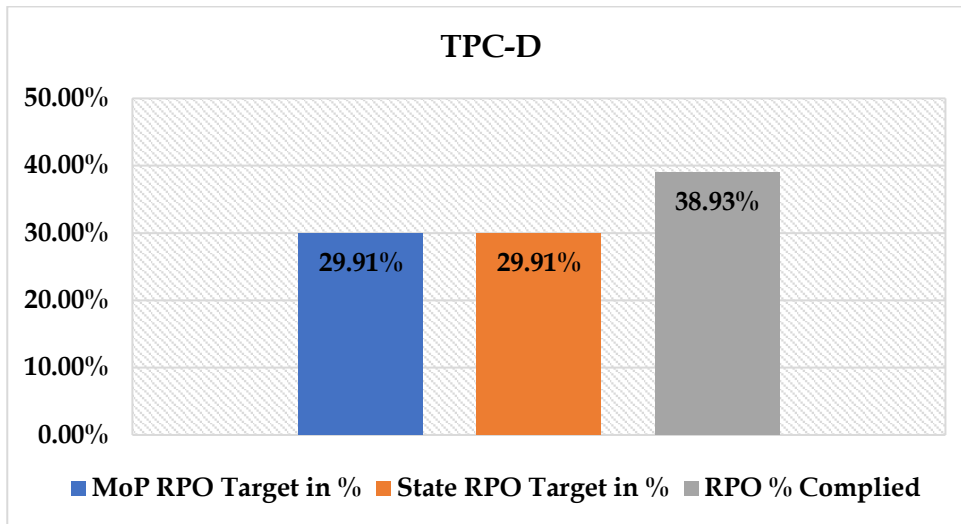


**RPO Consumption is more than 100% due to REC purchased, as confirmed by the ERC.*

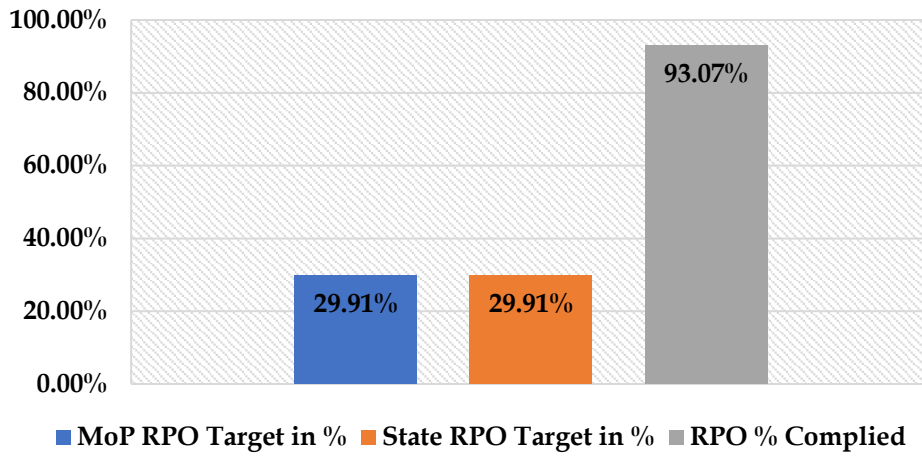




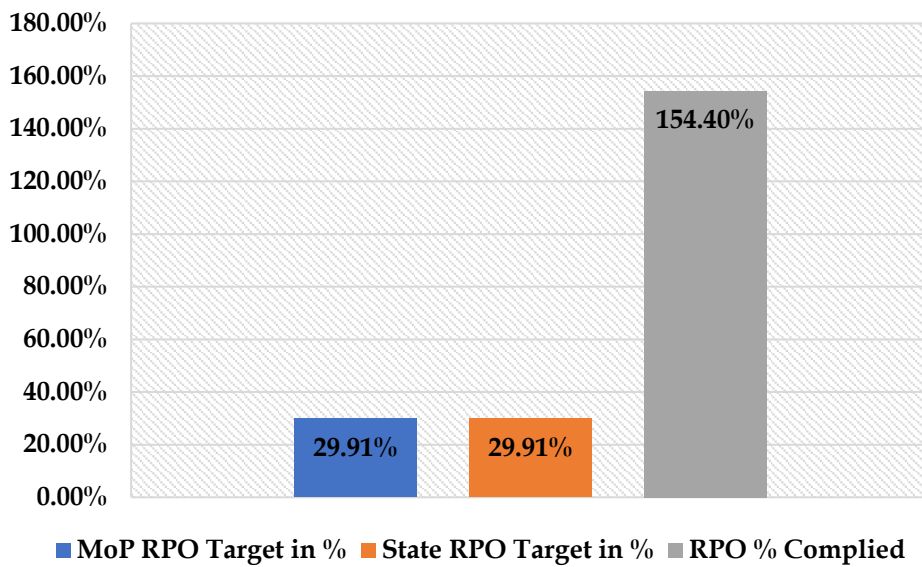
**RPO Consumption is more than 100% due to REC purchased, as confirmed by the ERC.*



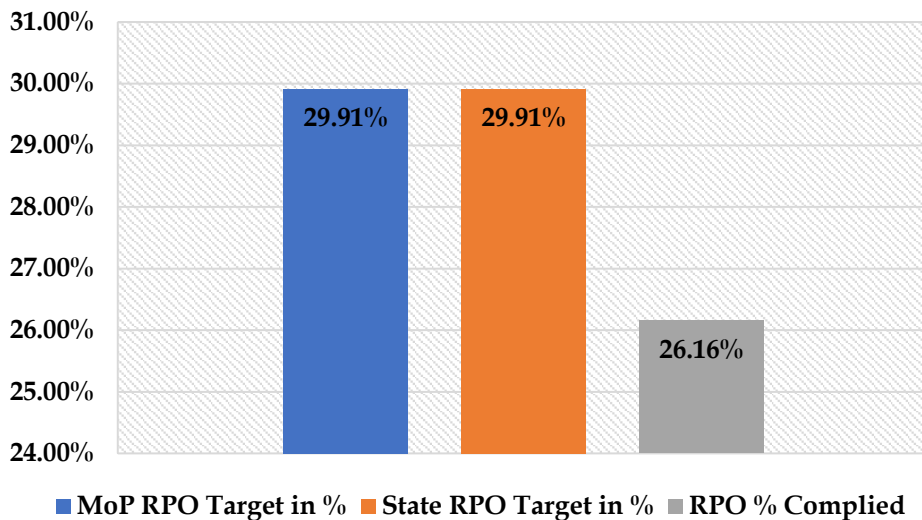
EON KHARADI SEZ-1



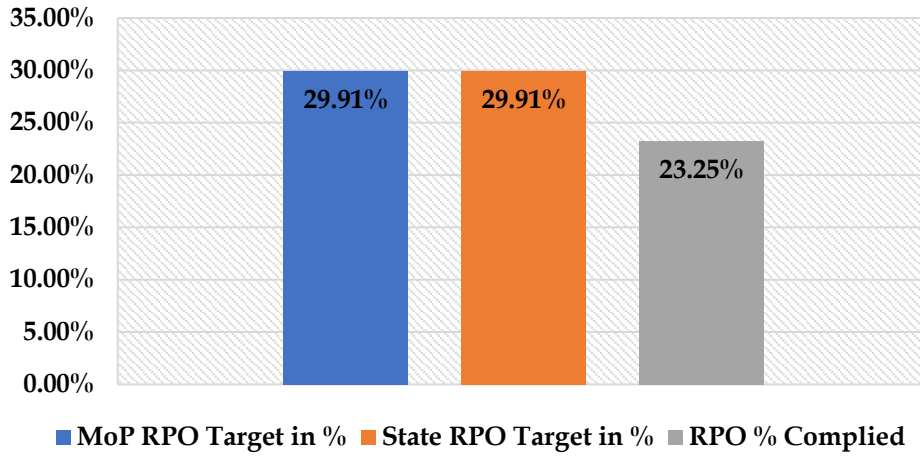
EON KHARADI SEZ-2



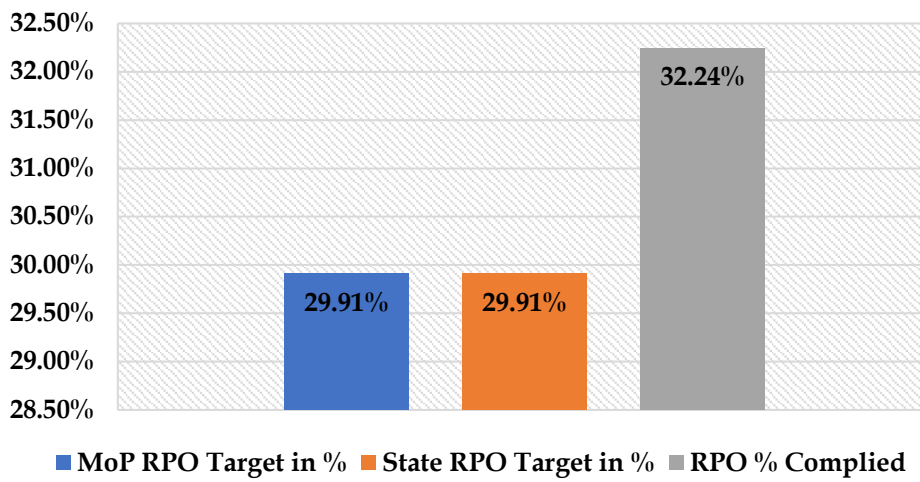
SEZ Biotech Services Ltd. Hadapsar SEZ



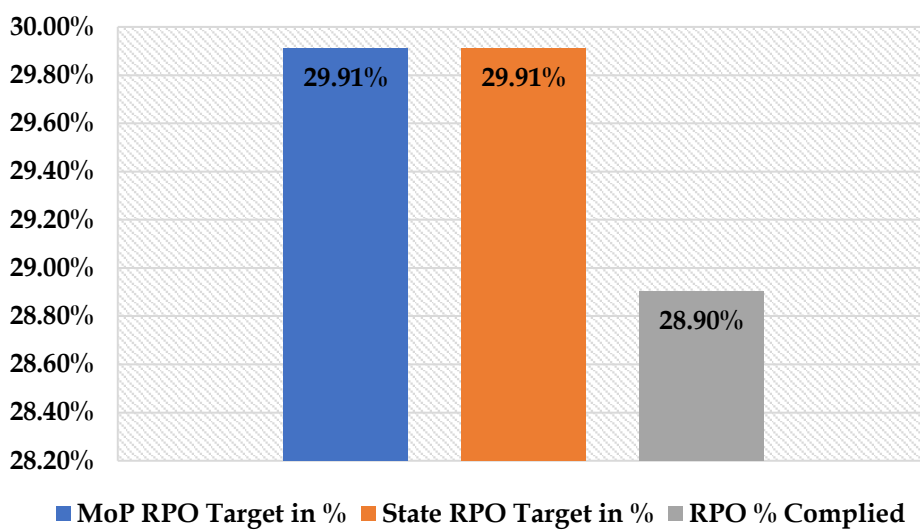
SEZ Biotech Services Ltd. Manjri SEZ



MADC



Laxmipati Balaji



3.31 Renewable Purchase Obligations (RPO) compliance for the State of Meghalaya

- ❖ The State ERC of Meghalaya has submitted RPO Compliance data vis-à-vis State and MoP for DISCOM, Open Access Consumers and Captive User for the FY 2024-25. The RPO Compliance data as provided by the State Commission, is reproduced as under.

Actuals vis-à-vis MoP Target - DISCOM

Wind RPO Compliance Statement									
		Target		Achievement					
Financial Year	Actual Energy Consumption During the Year	Wind RPO Target for the FY as stipulated by MoP		Wind Energy Consumed	Excess HPO/Other RPO adjusted as allowed by MoP	Purchase of REC if in future allowed to meet WPO	Total	Unfulfilled Deficit/(Surplus) as per MoP Target	Weather Wind MoP target fulfilled
Name of Distribution Licensee- Meghalaya Power Distribution Corporation Limited									
FY	MU	%	MU	MU	MU	MU	MU	MU	Yes/No
2024-25	1	2	3=1*2	4	5	6	7=4+5+6	8=3-7	
FY (2024-25)	1731.17	0.67%	11.60	0	0	0	0	11.60	No

HPO Compliance Statement									
		Target		Achievement					
Financial Year	Actual Energy Consumption During the Year	HPO Target for the FY as stipulated by MoP		Hydro Energy Consumed	Excess WPO/Other RPO adjusted as allowed by MoP	Purchase REC if in future allowed to meet HPO	Total	Unfulfilled Deficit/(Surplus) as per MoP target	Weather Wind MoP target fulfilled
Name of Distribution Licensee- Meghalaya Power Distribution Corporation Limited									
FY	MU	%	MU	MU	MU	MU	MU	MU	Yes/No
2024-25	1	2	3=1*2	4	5	6	7=4+5+6	8=3-7	
FY (2024-25)	1731.17	0.38%	6.57	0	0	0	0	6.58	No

Distributed Renewable Energy (DRE) Compliance Statement							
		Target		Achievement			
Financial Year	Actual Energy Consumption During the Year	DRE Target for the FY as stipulated by MoP		Energy consumed from DRE Sources	Unfulfilled Deficit/(Surplus) as per MoP target	Weather Wind MoP target fulfilled	
Name of Distribution Licensee- Meghalaya Power Distribution Corporation Limited							
FY	MU	%	MU	MU	MU	Yes/No	
2024-25	1	2	3=1*2	4	5=3-4		
FY (2024-25)	1731.17	0.75%	12.98	0	12.98	No	

Other RPO Compliance Statement

Other RPO Compliance Statement										
		Target			Achievement					
Financial Year	Actual Energy Consumption During the Year	Other RPO Target for the FY as stipulated by MoP		Solar	Wind	Hydro	Other (REC Purchased to meet other RPO)	Total	Unfulfilled Deficit/(Surplus) as per MoP Target	Weather Wind MoP target fulfilled
Name of Distribution Licensee- Meghalaya Power Distribution Corporation Limited										
FY	MU	%	MU	MU	MU	MU	MU	MU	MU	Yes/No
2024-25	1	2	3=1*2	4	5	6	7	8=4+5+6+7	9=3-8	
FY (2024-25)	1731.17	28.10%	486.46	424.27	0	1166.74	0.0	1591.01	(1104.55)	Yes

Actuals vis-à-vis State Target - DISCOM

DISCOM

DISCOM																
			Target					Achievement								
Name of Obligated Entity	Financial Year	Actual Energy Consumption During the Year	Stated RPO Target for the FY as stipulated by the State Commission Regulations/Order					Energy Consumed from the stated RPO Source			Units consumed from Other Sources of Renewable Energy for adjustment, if allowed by SERC		REC	Total RE consumed including REC	Deficit/(Surplus)	Whether State Targets Fulfilled
			Non-Solar		Solar		Total Non-Solar and Solar	Non- Solar	Solar	Total Non-Solar and Solar	Source of RE	MU	purchased to meet Stated RPO			MU
			%	(MU)	%	(MU)	(MU)	(MU)	(MU)	(MU)				(MU)	MU	
MPDCL	2024-25	1731.17	5.50%	95.21	2.00%	34.62	129.84	1166.74	424.27	1591.01	NA	0	0	1591.00	(1461.17)	Yes

Actuals vis-à-vis MoP Target - Captive and OA Consumers

Wind RPO Compliance Statement

Wind RPO Compliance Statement												
					Target		Achievement					
Name of OA/CP User	Financial Year	Total Consumption	Consumption from Distribution Licensee	Consumption from Sources other than Distribution Licensee	Wind RPO Target for the FY as stipulated by MoP	Wind Energy Consumed	Excess HPO/Other RPO adjusted as allowed by MoP	Purchase of REC if in future allowed to meet WPO	Total	Unfulfilled Deficit/(Surplus) as per MoP Target	Weather MoP wind target fulfilled	
	FY	MU	MU	MU	%	MU	MU	MU	MU	MU	(Yes/No)	
	2024-25	1	2	3=1-2	4	5=4*3	6	7	8	9=6+7+8	10=5-9	
Green Valliey (I) Ltd	FY-2024-25	46.89	0	75.06	0.67	0.50	0	0	0	0	0.50	No

Hill Cement Company Ltd	FY-2024-25	38.50	0	38.50	0.67	0.26	0		0	0	0.26	No
Star Cement Meghalaya Ltd (formerly MPL)	FY-2024-25	172.16	0	172.16	0.67	1.15	0		0	0	1.15	No
Amrit Cement Ltd	FY-2024-25	15.51	0	15.51	0.67	0.10	0		0	0	0.10	No
Nalari Ferro Alloys Ltd	FY-2024-25	33.19	0	33.19	0.67	0.22	0		0	0	0.22	No
RNB Cement Ltd	FY-2024-25	12.80	0	12.80	0.67	0.09	0		0	0	0.09	No
Shyam Century Ferrous Ltd	FY-2024-25	32.08	0	32.08	0.67	0.21	0		0	0	0.21	No
Maithan Alloys Ltd	FY-2024-25	29.63	0	29.63	0.67	0.20	0		0	0	0.20	No
Dalmia Cement (Bharat) Ltd	FY-2024-25	150.78	0	150.78	0.67	1.01	0		0	0	1.01	No
Pioneer Carbide Limited	FY-2024-25	23.45	0	23.45	0.67	0.16	0		0	0	0.16	No
Goldstone Cements Limited	FY-2024-25	75.06	0	75.06	0.67	0.50	0		0	0	0.50	No

HPO Compliance Statement

Name of OA/CP User	Financial Year	Total Consumption	Consumption from Distribution Licensee	Consumption from Sources other than Distribution Licensee	Target		Achievement					
					HPO Target for the FY as stipulated by MoP		Hydro Energy Consumed	Excess WPO/Other RPO adjusted as allowed by MoP	Purchase REC if in future allowed to meet HPO	Total	Unfulfilled Deficit/(Surplus) as per MoP target	Weather MoP wind target fulfilled
					%	MU						
					4	5=4*3	6	7	8	9=6+7+8	10=5-9	(Yes/No)
	2024-25	1	2	3=1-2	4	5=4*3	6	7	8	9=6+7+8	10=5-9	
Green Valliey (I) Ltd	FY-2024-25	46.89	0	46.89	0.38	0.18	0	0	0	0	0.18	No
Hill Cement Company Ltd	FY-2024-25	38.50	0	38.50	0.38	0.15	0	0	0	0	0.15	No
Star Cement Meghalaya Ltd (formerly MPL)	FY-2024-25	172.16	0	172.16	0.38	0.65	0	0	0	0	0.65	No
Amrit Cement Ltd	FY-2024-25	15.51	0	15.51	0.38	0.06	0	0	0	0	0.06	No
Nalari Ferro Alloys Ltd	FY-2024-25	33.19	0	33.19	0.38	0.13	0	0	0	0	0.13	No
RNB Cement Ltd	FY-2024-25	12.80	0	12.80	0.38	0.05	0	0	0	0	0.05	No
Shyam Century Ferrous Ltd	FY-2024-25	32.08	0	32.08	0.38	0.12	0	0	0	0	0.12	No
Maithan Alloys Ltd	FY-2024-25	29.63	0	29.63	0.38	0.11	0	0	0	0	0.11	No
Dalmia Cement (Bharat) Ltd	FY-2024-25	150.78	0	150.78	0.38	0.57	0	0	0	0	0.57	No
Pioneer Carbide Limited	FY-2024-25	23.45	0	23.45	0.38	0.09	0	0	0	0	0.09	No
Goldstone Cements Limited	FY-2024-25	75.06	0	75.06	0.38	0.29	0	0	0	0	0.29	No

Distributed Renewable Energy (DRE) Compliance Statement

	Target	Achievement
--	--------	-------------

Name of OA/CP User	Financial Year	Total Consumption	Consumption from Distribution Licensee	Consumption from Sources other than Distribution Licensee	DRE Target for the FY as stipulated by MoP		Energy consumed from DRE Sources	Unfulfilled Deficit/(Surplus) as per MoP target	Weather MoP wind target fulfilled			
					%	kWh				kWh	kWh	(Yes/No)
					4	5=3*4*10^6						
	2024-25	1	2	3=1-2	4	5=3*4*10^6	6	7=5-6				
Green Valliey (I) Ltd	FY-2024-25	46.89	0	46.89	0.75	351708.35	0	351708.35	No			
Hill Cement Company Ltd	FY-2024-25	38.50	0	38.50	0.75	288729.91	0	288729.91	No			
Star Cement Meghalaya Ltd (formerly MPL)	FY-2024-25	172.16	0	172.16	0.75	1291224.83	0	1291224.83	No			
Amrit Cement Ltd	FY-2024-25	15.51	0	15.51	0.75	116355.50	0	116355.50	No			
Nalari Ferro Alloys Ltd	FY-2024-25	33.19	0	33.19	0.75	248915.00	0	248915.00	No			
RNB Cement Ltd	FY-2024-25	12.80	0	12.80	0.75	96016.49	0	96016.49	No			
Shyam Century Ferrous Ltd	FY-2024-25	32.08	0	32.08	0.75	240623.34	0	240623.34	No			
Maithan Alloys Ltd	FY-2024-25	29.63	0	29.63	0.75	222203.32	0	222203.32	No			
Dalmia Cement (Bharat) Ltd	FY-2024-25	150.78	0	150.78	0.75	1130823.90	0	1130823.90	No			
Pioneer Carbide Limited	FY-2024-25	23.45	0	23.45	0.75	175901.40	0	175901.40	No			
Goldstone Cements Limited	FY-2024-25	75.06	0	75.06	0.75	562958.64	0	562958.64	No			

Other RPO Compliance Statement														
Name of OA/CP User	Financial Year	Total Consumption	Consumption from Distribution Licensee	Consumption from Sources other than Distribution Licensee	Target		Achievement							Weather MoP wind target fulfilled
					%	MU	Solar	Wind	Hydro	REC Purchase to meet other RPO	Total	Unfulfilled Deficit/(Surplus) as per MoP Target	(Yes/No)	
					4	5=4*3	6	7	8	9	10=6+7+8+9	11=5-10		
	2024-25	1	2	3=1-2	4	5=4*3	6	7	8	9	10=6+7+8+9	11=5-10		
Green Valliey (I) Ltd	FY-2024-25	46.89	0	46.89	28.10	13.18	0	0	0	0.62	0.62	12.56	No	
Hill Cement Company Ltd	FY-2024-25	38.50	0	38.50	28.10	10.82	0			0.46	0.46	10.36	No	
Star Cement Meghalaya Ltd (formerly MPL)	FY-2024-25	172.16	0	172.16	28.10	48.38	0	0	0	1.67	1.67	46.71	No	
Amrit Cement Ltd	FY-2024-25	15.51	0	15.51	28.10	4.36	0	0	0	0.00	0.00	4.36	No	
Nalari Ferro Alloys Ltd	FY-2024-25	33.19	0	33.19	28.10	9.33	0	0	0	0.14	0.14	9.18	No	

Other RPO Compliance Statement

Name of OA/CP User	Financial Year	Total Consumption	Consumption from Distribution Licensee	Consumption from Sources other than Distribution Licensee	Target		Achievement							Weather MoP wind target fulfilled (Yes/No)
					Other RPO Target for the FY as stipulated by MoP		Solar	Wind	Hydro	REC Purchase d to meet other RPO	Total	Unfulfilled Deficit/(Surplus) as per MoP Target		
					%	MU	MU	MU	MU	MU	MU	MU	MU	
					4	5=4*3	6	7	8	9	10=6+7+8+9	11=5-10		
RNB Cement Ltd	FY-2024-25	12.80	0	12.80	28.10	3.60	0	0	0	0.16	0.16	3.43	No	
Shyam Century Ferrous Ltd	FY-2024-25	32.08	0	32.08	28.10	9.02	0	0	0	0.28	0.28	8.73	No	
Maithan Alloys Ltd	FY-2024-25	29.63	0	29.63	28.10	8.33	0	0	0	0.27	0.27	8.05	No	
Dalmia Cement (Bharat) Ltd	FY-2024-25	150.78	0	150.78	28.10	42.37	0	0	0	0.00	0.00	42.37	No	
Pioneer Carbide Limited	FY-2024-25	23.45	0	23.45	28.10	6.59	0	0	0	0.00	0.00	6.59	No	
Goldstone Cements Limited	FY-2024-25	75.06	0	75.06	28.10	21.09	0	0	0	0.00	0.00	21.09	No	

Actuals vis-à-vis State Target - Captive and OA Consumers

Open Access and CPP

Name of Obligated Entity (OA Consumer and CPP)	Financial Year	Actual Energy Consumption During the Year			Target					Achievement							Whether State Targets Fulfilled (Yes/No)	
					Stated RPO Target for the FY as stipulated by the State Commission Regulations/Order					Energy Consumed from the stated RPO Source			Units consumed from Other Sources of Renewable Energy for adjustment, if allowed by SERC		REC purchase d to meet Stated RPO	Total RE consumed including REC		Deficit/(Surplus)
		Non-Solar		Solar		Total Non-Solar and Solar	Non-Solar	Solar	Total Non-Solar and Solar	Source of RE	MU	MU	MU	MU	MU			
		%	*(MU)	%	** (MU)	(MU)	(MU)	(MU)	(MU)	MU	MU	MU	MU	MU				
Amrit Cement Limited ¹	2024-25	10.82	4.69	15.51	5.50%	0.65	2.00%	0.24	0.88	0.00	0.00	0.00	WHRS	0	5.06	5.06	(4.18)	Yes

Open Access and CPP

		Target										Achievement							
Name of Obligated Entity (OA Consumer and CPP)	Financial Year	Actual Energy Consumption During the Year			Stated RPO Target for the FY as stipulated by the State Commission Regulations/Order						Energy Consumed from the stated RPO Source			Units consumed from Other Sources of Renewable Energy for adjustment, if allowed by SERC		REC purchased to meet Stated RPO	Total RE consumed including REC	Deficit/(Surplus)	Whether State Targets Fulfilled (Yes/No)
					Non-Solar		Solar		Total Non-Solar and Solar	Non-Solar	Solar	Total Non-Solar and Solar	Source of RE	MU	MU	MU	MU		
		Energy Consumption through Open Access (MU)	Captive Consumption (MU)	Total Energy Consumption (MU)	%	*(MU)	%	** (MU)	(MU)	(MU)	(MU)	(MU)						(MU)	
Dalmia Cement (Bharat) Limited ²	2024-25	45.93	104.85	150.78	5.50%	3.67	2.00%	1.35	5.02	0.00	0.00	0.00	WHRS	3.67	1.35	5.02	0.00	Yes	
Goldstone Cements Limited	2024-25	10.42	64.64	75.06	5.50%	1.28	2.00%	0.47	1.75	0.00	0.00	0.00	NA	0	1.75	1.75	0.00	Yes	
Green Valley Industried Limited	2024-25	46.89	0	46.89	5.50%	2.58	2.00%	0.94	3.52	0.00	0.00	0.00	NA	0	4.19	4.19	(0.68)	Yes	
Hill Cement Limited ³	2024-25	38.5	0	38.5	5.50%	2.12	2.00%	0.77	2.89	0.00	0.00	0.00	NA	0	3.75	3.75	(0.86)	Yes	
Maithan Alloys Limited	2024-25	29.63	0	29.63	5.50%	1.63	2.00%	0.59	2.22	0.00	0.00	0.00	NA	0	2.44	2.44	(0.22)	Yes	
Nalari Ferro Alloys (P) Ltd.	2024-25	33.19	0	33.19	5.50%	1.83	2.00%	0.66	2.49	0.00	0.00	0.00	NA	0	2.5	2.5	(0.01)	Yes	
Pioneer Carbide Limited	2024-25	23.45	0	23.45	5.50%	1.29	2.00%	0.47	1.76	0.00	0.00	0.00	NA	0	2.09	2.09	(0.33)	Yes	
RNB Cement Limited ⁴	2024-25	12.8	0	12.8	5.50%	0.7	2.00%	0.26	0.96	0.00	0.00	0.00	NA	0	1.594	1.59	(0.63)	Yes	
Shyam Century Ferrous Limited	2024-25	32.08	0	32.08	5.50%	1.76	2.00%	0.64	2.41	0.00	0.00	0.00	NA	0	2.449	2.449	(0.04)	Yes	
Star Cement Meghalaya Limited ⁵	2024-25	36.33	135.83	172.16	5.50%	3.48	2.00%	1.28	4.76	0.00	0.00	0.00	WHRS	3.48	8.65	12.13	(7.37)	Yes	
Total	2024-25	320.04		630.05													(14.32)	Yes	

Note: * Non Solar: Corresponding RPO % for OA + 1.09% for CPP

** Solar: Corresponding RPO % for OA + 0.41% for CPP

1. Out of the surplus of 4.18 MU as reported above, 4.17 MU is in compliance to the Cumulative Shortfall of previous years in respect of both Solar and Non-Solar.
2. Power generated from WHRS has been complied against Non- Solar RPO. The Commission vide MSERC Case No. 3 of 2025, has allowed carry forward of surplus Non-Solar REC 1697.907 MWh and Solar REC 2037.809 MWh only up to FY 2024-25. Hence, the surplus Solar REC as allowed, has been complied against Solar.
3. Out of the surplus of 0.86 MU as reported above, 0.52 MU is in compliance to the Cumulative Shortfall of previous years in respect of both Solar and Non-Solar.
4. Out of the surplus of 0.63 MU as reported above, 0.18 MU is in compliance to the Cumulative Shortfall of previous years in respect of both Solar and Non-Solar.
5. Out of the surplus of 7.37 MU as reported above, 7.16 MU is in compliance to the Cumulative Shortfall of previous years in respect of both Solar and Non-Solar.

3.32 Analysis of Renewable Purchase Obligations (RPO) compliance for the State of Meghalaya

The RPO targets set by the Ministry of Power (MoP) for WPO, HPO, DRE and Other RPO targets for NE States for FY 2024-25 were 0.67%, 0.38%, 0.75% and 28.10%, respectively. Further, as mentioned in the “extension of RPO Trajectory for FY 2024-25” of “Meghalaya State Electricity Regulatory Commission (Renewable Purchase Obligation and its Compliance) Regulations, 2018” dated 28.03.2024, the specified targets for renewable energy compliance for Solar and Non-Solar were 2% and 5.50%, respectively.

The ERC has submitted RPO compliance data for FY 2024-25 vis-à-vis target specified by the MoP as well as SERC with respect to the State DISCOMs, Open Access Consumers and Captive Users.

Distribution Licensees

It is observed that as against the targets specified by the MoP, the Distribution Licensee was able to fulfil only the Other RPO Target with a surplus of 1104.55 MU specified by MoP.

Against the targets set by the State ERC, the Solar and Non-Solar RPO target was fulfilled by the state DISCOM with the total surplus of 1461.17 MU.

Captive and Open Access Consumers

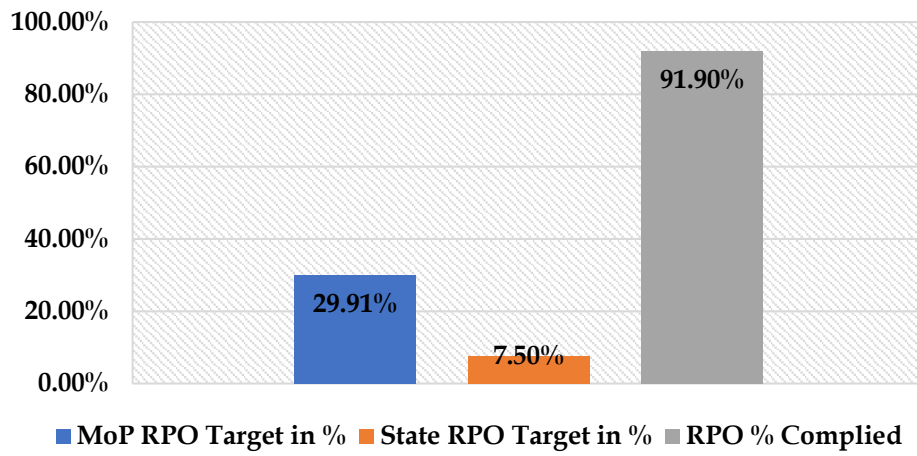
It is observed that as against the targets specified by the MoP, out of 11 Captive and Open Access (OA) Consumers, none of them has complied with any of the category wise target specified.

When compared to the target specified by the State ERCs, it is observed that all 11 Captive and OA Consumers has fulfilled the solar and non-solar target.

Graphical Representation of Compliance of DISCOM

The graphical representation of the RPO compliance of State DISCOM is shown below-

MPDCL



3.33 Renewable Purchase Obligations (RPO) compliance for the State of Mizoram

- ❖ As the RPO target specified by the State ERC of Mizoram and MoP is the same, the ERC has submitted one common RPO Compliance data vis-à-vis MoP and SERC Targets for DISCOMs for the FY 2024-25. The RPO Compliance data as provided by the State Commission, is reproduced as under.

Actuals vis-à-vis MoP and SERC Target - DISCOMs

Wind RPO Compliance Statement										
Name of DISCOM	Financial Year	Actual Energy Consumption During the Year	Target		Achievement					
			WPO Target for Financial Year as stipulated by the MoP		Wind Energy Consumed	Excess HPO/Other RPO adjusted as allowed by MoP	Purchase of REC if in future allowed to meet WPO	Total (C+D+E)	Deficit/(Surplus) [1-2]	Whether MoP Targets Fulfilled
			(B)	[1=A*B]	(C)	(D)	(E)	[2]	[3]	Yes/No
	FY	(A)	(B)	[1=A*B]	(C)	(D)	(E)	[2]	[3]	Yes/No
		(MU)	(%)	(MU)	(MU)	(MU)	(MU)	(MU)	(MU)	
Power and Electricity Department, Government of Mizoram	2024-25	712.78	0.67%	4.78	0.00	4.78	0.00	4.78	(0.00)	Yes

HPO RPO Compliance Statement											
Name of DISCOM	Financial Year	Actual Energy Consumption During the Year	Target		Particulars	Achievement					
			HPO Target for Financial Year as stipulated by the MoP			Hydro Energy Consumed	Excess WPO/Other RPO adjusted as allowed by MoP	Purchase of REC if in future allowed to meet HPO	Total (C+D+E)	Deficit/(Surplus) [1-2]	Whether MoP Targets Fulfilled
			(B)	[1=A*B]		(C)	(D)	(E)	[2]	[3]	Yes/No
	FY	(A)	(B)	[1=A*B]		(C)	(D)	(E)	[2]	[3]	Yes/No
		(MU)	(%)	(MU)		(MU)	(MU)	(MU)	(MU)	(MU)	
Power and Electricity Department, Government of Mizoram	2024-25	712.78	0.38%	2.71	From Hydro Projects commissioned after the 31st March, 2024	0.00	2.71	0.00	2.71	(0.00)	Yes

Distributed Renewable Energy RPO Compliance Statement										
Name of DISCOM	Financial Year	Actual Energy Consumption During the Year	Target		Particulars	Achievement				
			Distributed Renewable Energy Target for Financial Year as stipulated by the MoP			Energy Consumed from DRE Sources	Deficit/(Surplus) [1-2]	Whether MoP Targets Fulfilled		
			(B)	[1=A*B*10^6]		[2]	[3]	Yes/No		
	FY	(A)	(B)	[1=A*B*10^6]		[2]	[3]	Yes/No		
		(MU)	(%)	kWh		kWh	kWh			
Power and Electricity Department, Government of Mizoram	2024-25	712.78	0.75%	5345828.77	From renewable energy projects that are less than 10 MW in size	12678370.00	(7332541.23)	Yes		

Other RPO Compliance Statement

Name of DISCOM	Financial Year	Actual Energy Consumption During the Year	Target		Particulars	Achievement						Whether MoP Targets Fulfilled
			Other RPO Target for Financial Year as stipulated by MoP			Solar	Wind	Hydro	Other (Please Specify)	Total (C+D+E+F)	Deficit/(Surplus) [1-2]	
			(B)	[1=A*B]		(C)	(D)	(E)	(F)	[2]	[3]	
			(%)	(MU)		(MU)	(MU)	(MU)	(MU)	(MU)	(MU)	
Power and Electricity Department, Government of Mizoram	2024-25	712.77	28.10%	200.29	*renewable energy component met by energy produced from any renewable energy power project other than sources which complied for WPO, HPO and Distributed Renewable Energy (from all WPPs and Hydro Power Projects [including Pump Storage Projects (PSPs) and Small Hydro Projects (SHPs)], including free power, commissioned before the 1st April, 2024)	0.00	0.00	0.00	292.87	292.87	(92.59)	Yes
					Excess of WPO and HPO to be adjusted as per MoP Order							
					Purchase of Renewable Energy Certificates							
					Total	0.00	0.00	0.00	292.87	292.87	(92.59)	

3.34 Analysis of Renewable Purchase Obligations (RPO) compliance for the State of Mizoram

The targets set by the Ministry of Power (MoP) for NE hilly States against WPO, HPO, DRE and Other RPO Targets for FY 2024-25 were 0.67%, 0.38%, 0.75% and 28.10% respectively. The RPO target specified by the State ERC in the “Mizoram Electricity Regulatory Commission (Renewable Purchase Obligation and its Compliance) Regulation, 2024” dated 29.11.2024, was in-line with the MoP Targets.

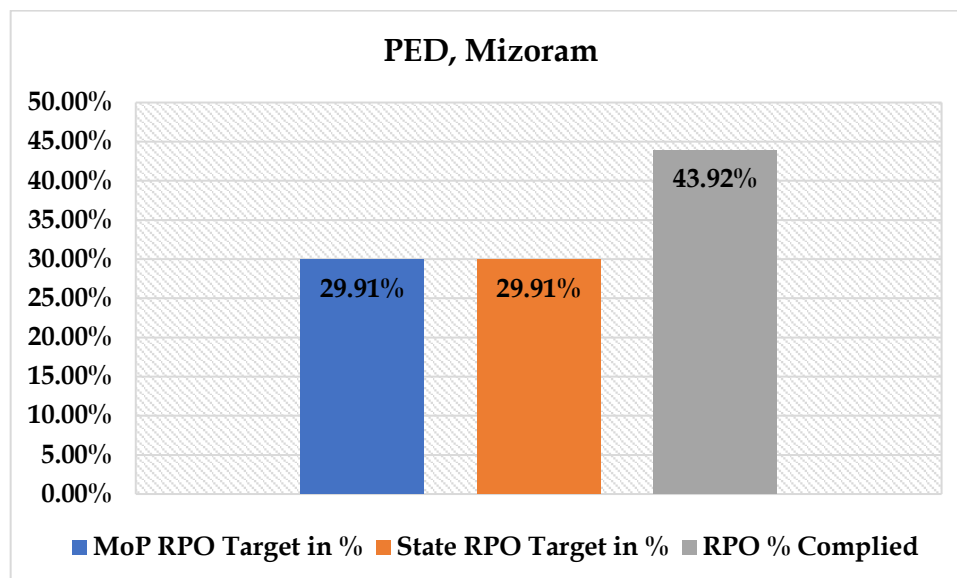
The ERC has submitted RPO compliance data for FY 2024-25 vis-à-vis target specified by MoP as well as SERC with respect to the State DISCOMs, whereas for Open Access Consumers and Captive Users, the RPO compliance is not provided.

Distribution Licensees

It is observed that as against the targets specified by the MoP and SERC, the Power and Electricity Department, Government of Mizoram, in the FY 2024-25 was able to comply with category wise Wind, HPO, DRE and Other RPO Target. The total RPO met by Mizoram Utility is 43.92% which is more than the consolidated target of 29.91% specified by the MoP and State.

Graphical Representation of Compliance of DISCOM

The graphical representation of the RPO compliance of State DISCOM is shown below-



3.35 Renewable Purchase Obligations (RPO) compliance for the State of Madhya Pradesh

- ❖ The State ERC of Madhya Pradesh has submitted RPO Compliance data vis-à-vis MoP and State ERC Target for DISCOM, Open Access Consumers and Captive User for the FY 2024-25. The RPO Compliance data as provided by the State Commission, is reproduced as under.

Actuals vis-à-vis MoP Target - DISCOM (MPPMCL)

Wind RPO Compliance Statement										
Name of DISCOM	Financial Year	Actual Energy Consumption During the Year	Target		Achievement					
			WPO Target for Financial Year as stipulated by the MoP	[1=A*B]	Wind Energy Consumed	Excess HPO/Other RPO adjusted as allowed by MoP	Purchase of REC if in future allowed to meet WPO	Total (C+D+E)	Deficit/(Surplus) [1-2]	Whether MoP Targets Fulfilled
	FY	(A)	(B)	[1=A*B]	(C)	(D)	(E)	[2]	[3]	Yes/No
		(MU)	(%)	(MU)	(MU)	(MU)	(MU)	(MU)	(MU)	
Madhya Pradesh Power Management Company Limited	20204-25	97318.19	0.67%	652.03	1112.3			1112.3	(460.27)	Yes

HPO RPO Compliance Statement											
Name of DISCOM	Financial Year	Actual Energy Consumption During the Year	Target		Particulars	Achievement					
			HPO Target for Financial Year as stipulated by the MoP	[1=A*B]		Hydro Energy Consumed	Excess WPO/Other RPO adjusted as allowed by MoP	Purchase of REC if in future allowed to meet HPO	Total (C+D+E)	Deficit/(Surplus) [1-2]	Whether MoP Targets Fulfilled
	FY	(A)	(B)	[1=A*B]		(C)	(D)	(E)	[2]	[3]	Yes/No
		(MU)	(%)	(MU)		(MU)	(MU)	(MU)	(MU)	(MU)	
Madhya Pradesh Power Management Company Limited	2024-25	97318.19	0.38%	369.81		205.92			205.92	163.89	No

Distributed Renewable Energy RPO Compliance Statement										
Name of DISCOM	Financial Year	Actual Energy Consumption During the Year	Target		Particulars	Achievement				
			Distributed Renewable Energy Target for Financial Year as stipulated by the MoP	[1=A*B*10^6]		Energy Consumed from DRE Sources	Deficit/(Surplus) [1-2]	Whether MoP Targets Fulfilled		
	FY	(A)	(B)	[1=A*B*10^6]		[2]	[3]	Yes/No		
		(MU)	(%)	kWh		kWh	kWh			
Madhya Pradesh Power Management Company Limited	2024-25	N/A	1.50%	N/A	N/A	N/A	N/A	N/A		

Other RPO Compliance Statement

		Target			Achievement							
Name of DISCOM	Financial Year	Actual Energy Consumption During the Year	Other RPO Target for Financial Year as stipulated by MoP		Particulars	Solar	Wind	Hydro	Other (Please Specify)	Total (C+D+E+F)	Deficit/(Surplus) [1-2]	Whether MoP Targets Fulfilled
	FY	(A)	(B)	[1=A*B]		(C)	(D)	(E)	(F)	[2]	[3]	Yes/No
		(MU)	(%)	(MU)		(MU)	(MU)	(MU)	(MU)	(MU)	(MU)	
Madhya Pradesh Power Management Company Limited	2024-25	97318.19	27.35%	26616.52					23570.17	23570.17	3046.35	No

Actuals vis-à-vis State Target - DISCOM (MPPMCL)

Wind RPO Compliance Statement

		Target			Achievement						
Name	Financial Year	Actual Energy Consumption During the Year	Wind RPO Target for the FY as stipulated by the State Commission Regulations/Order		Wind Energy Consumed	Units consumed from Other Sources of Renewable Energy for adjustment. If allowed by SERC, Please Specify		Purchase of REC if in the future allowed to meet WPO	Total of Units consumed and REC purchased to meet Wind RPO	Deficit/(Surplus)	Whether State Targets Fulfilled
	FY	MU	%	MU	MU	Source of RE	MU	MU	MU	MU	Yes/No
		1	2	3=2*1	4		5	6	7=4+5+6	8=3-7	
Madhya Pradesh Power Management Company Limited	FY 2024-25	97318.19	2.46%	2394.03	1112.3				1112.3	1281.73	No

HPO Compliance Statement

		Target			Achievement						
Name	Financial Year	Actual Energy Consumption During the Year	HPO Target for the FY as stipulated by the State Commission Regulations/Order		Hydro Energy Consumed	Units consumed from Other Sources of Renewable Energy for adjustment. If any, Please Specify		REC purchased to meet HPO	Total of Hydro Units consumed and REC Purchased to meet HPO	Deficit/(Surplus)	Whether State Targets Fulfilled
	FY	MU	%	MU	MU	Source of RE	MU	MU	MU	MU	Yes/No
		1	2	3=2*1	4		5	6	7=4+5+6	8=3-7	

Madhya Pradesh Power Management Company Limited	FY 2024-25	97318.19	1.08%	1051.04	205.92				205.92	845.12	No
---	------------	----------	-------	---------	--------	--	--	--	--------	--------	----

Distributed Renewable Energy (DRE) RPO Compliance Statement

Name	Financial Year	Actual Energy Consumption During the Year	Target		Achievement			Whether State DRE Targets Fulfilled
			DRE Target for the FY as stipulated by the State Commission Regulations/Order		Units consumed from DRE Sources	Deficit/(Surplus)		
			%	kWh	kWh	kWh	Yes/No	
	FY	MU	1	2	3=2*1*10^6	4	5=3-4	
Madhya Pradesh Power Management Company Limited	FY 2024-25		NA					

Other RPO Compliance Statement

Name	Financial Year	Actual Energy Consumption During the Year	Target		Achievement						Whether State Other Renewable Energy Targets Fulfilled	
			Other RPO Target for the FY as stipulated by the State Commission Regulations/Order		Units consumed from Other Renewable Energy Sources	Units consumed from Other Sources of Renewable Energy for adjustment.		REC Purchased to meet other RPO	Total of Units consumed and REC to meet Other RPO	Deficit/(Surplus)		
			%	MU	MU	Source of RE	MU	MU	MU	MU		MU
	FY	MU	1	2	3=2*1	4		5	6	7=4+5+6	8=3-7	
Madhya Pradesh Power Management Company Limited	FY 2024-25	97318.19	25.63%	24942.65	23570.17					23570.17	1372.48	No

Actuals vis-à-vis MoP Target - DISCOM (MPIDCL)

Wind RPO Compliance Statement

Name of DISCOM	Financial Year	Actual Energy Consumption During the Year	Target		Achievement					
			WPO Target for Financial Year as stipulated by the MoP		Wind Energy Consumed	Excess HPO/Other RPO adjusted as allowed by MoP	Purchase of REC if in future allowed to meet WPO	Total (C+D+E)	Deficit/(Surplus) [1-2]	Whether MoP Targets Fulfilled
			(B)	[1=A*B]	(C)	(D)	(E)	[2]	[3]	Yes/No
	FY	(A)	(B)	[1=A*B]	(C)	(D)	(E)	[2]	[3]	Yes/No
		(MU)	(%)	(MU)	(MU)	(MU)	(MU)	(MU)	(MU)	
M P Industrial Development Corporation	20204-25	497.76	0.67%	3.33			12.244	12.244	(8.91)	Yes

HPO RPO Compliance Statement

		Target			Achievement						
Name of DISCOM	Financial Year	Actual Energy Consumption During the Year	HPO Target for Financial Year as stipulated by the MoP		Particulars	Hydro Energy Consumed	Excess WPO/Other RPO adjusted as allowed by MoP	Purchase of REC if in future allowed to meet HPO	Total (C+D+E)	Deficit/(Surplus) [1-2]	Whether MoP Targets Fulfilled
	FY	(A)	(B)	[1=A*B]		(C)	(D)	(E)	[2]	[3]	Yes/No
		(MU)	(%)	(MU)		(MU)	(MU)	(MU)	(MU)	(MU)	
M P Industrial Development Corporation	2024-25	497.76	0.38%	1.89				5.374	5.374	(3.48)	Yes

Distributed Renewable Energy RPO Compliance Statement

		Target			Achievement			
Name of DISCOM	Financial Year	Actual Energy Consumption During the Year	Distributed Renewable Energy Target for Financial Year as stipulated by the MoP		Particulars	Energy Consumed from DRE Sources	Deficit/(Surplus) [1-2]	Whether MoP Targets Fulfilled
	FY	(A)	(B)	[1=A*B*10^6]		[2]	[3]	Yes/No
		(MU)	(%)	kWh		kWh	kWh	
M P Industrial Development Corporation	2024-25	N/A	1.50%	N/A				

Other RPO Compliance Statement

		Target			Achievement								
Name of DISCOM	Financial Year	Actual Energy Consumption During the Year	Other RPO Target for Financial Year as stipulated by MoP		Particulars	Solar	Wind	Hydro	Other (Please Specify)	Units Purchase from REC	Total (C+D+E+F+G)	Deficit/(Surplus) [1-2]	Whether MoP Targets Fulfilled
	FY	(A)	(B)	[1=A*B]		(C)	(D)	(E)	(F)	(G)	[2]	[3]	Yes/No
		(MU)	(%)	(MU)		(MU)	(MU)	(MU)	(MU)	(MU)	(MU)	(MU)	
M P Industrial Development Corporation	2024-25	497.76	27.35%	136.14						127.574	127.574	8.56	No

Actuals vis-à-vis SERC Target - DISCOM (MPIDCL)

Wind RPO Compliance Statement

			Target		Achievement						
Name	Financial Year	Actual Energy Consumption During the Year	Wind RPO Target for the FY as stipulated by the State Commission Regulations/Order		Wind Energy Consumed	Units consumed from Other Sources of Renewable Energy for adjustment. If allowed by SERC, Please Specify		Purchase of REC if in future allowed to meet WPO	Total of Units consumed and REC purchased to meet Wind RPO	Deficit/(Surplus)	Whether State Targets Fulfilled
	FY	MU	%	MU	MU	Source of RE	MU	MU	MU	MU	Yes/No
		1	2	3=2*1	4		5	6	7=4+5+6	8=3-7	
M P Industrial Development Corporation	FY 2024-25	497.76	2.46%	12.24				12.244	12.244	0.00	Yes

HPO Compliance Statement

			Target		Achievement						
Name	Financial Year	Actual Energy Consumption During the Year	HPO Target for the FY as stipulated by the State Commission Regulations/Order		Hydro Energy Consumed	Units consumed from Other Sources of Renewable Energy for adjustment.		REC purchased to meet HPO	Total of Hydro Units consumed and REC purchased to meet HPO	Deficit/(Surplus)	Whether State Targets Fulfilled
	FY	MU	%	MU	MU	Source of RE	MU	MU	MU	MU	Yes/No
		1	2	3=2*1	4		5	6	7=4+5+6	8=3-7	
M P Industrial Development Corporation	FY 2024-25	497.76	1.08%	5.38				5.374	5.374	0.00	Yes

Distributed Renewable Energy (DRE) RPO Compliance Statement

			Target		Achievement				
Name	Financial Year	Actual Energy Consumption During the Year	DRE Target for the FY as stipulated by the State Commission Regulations/Order		Units consumed from DRE Sources		Deficit/(Surplus)	Whether State DRE Targets Fulfilled	
	FY	MU	%	kWh	kWh		kWh	Yes/No	
		1	2	3=2*1*10^6	4		5=3-4		
M P Industrial Development Corporation	FY 2024-25		NA						

Other RPO Compliance Statement

			Target		Achievement					
Name	Financial Year	Actual Energy Consumption	Other RPO Target for the FY as stipulated by the		Units consumed from Other	Units consumed from Other Sources of Renewable	REC Purchased to meet other RPO	Total of Units consumed and REC to meet Other RPO	Deficit/(Surplus)	Whether State Other Renewable

	FY	During the Year	State Commission Regulations/Order		Renewable Energy Sources	Energy for adjustment.		MU	MU	MU	Energy Targets Fulfilled	
		MU	%	MU	MU	Source of RE	MU				Yes/No	
		1	2	3=2*1	4		5				6	7=4+5+6
MP Industrial Development Corporation	FY 2024-25	497.76	25.63%	127.58	MP Industrial Development Corporation			127.574		127.57	0.00	Yes

Actuals vis-à-vis MoP Target - OA Consumers

Wind RPO Compliance Statement										
			Target		Achievement					
Name	Financial Year	Actual Energy Consumption During the Year	WPO Target for Financial Year as stipulated by the MoP		Wind Energy Consumed	Excess HPO/Other RPO adjusted as allowed by MoP	Purchase of REC if in future allowed to meet WPO	Total (C+D+E)	Deficit/(Surplus) [1-2]	Whether MoP Targets Fulfilled
	FY	(A)	(B)	[1=A*B]	(C)	(D)	(E)	[2]	[3]	Yes/No
		(MU)	(%)	(MU)	(MU)	(MU)	(MU)	(MU)	(MU)	
OA Consumer	2024-25	2735923.22	0.67%	18330.69	39.54			39.54	18291.15	No
Number of Entities: 12 (Including West Central Railways)										

HPO RPO Compliance Statement											
			Target		Achievement						
Name	Financial Year	Actual Energy Consumption During the Year	HPO Target for Financial Year as stipulated by the MoP		Particulars	Hydro Energy Consumed	Excess WPO/Other RPO adjusted as allowed by MoP	Purchase of REC if in future allowed to meet HPO	Total (C+D+E)	Deficit/(Surplus) [1-2]	Whether MoP Targets Fulfilled
	FY	(A)	(B)	[1=A*B]		(C)	(D)	(E)	[2]	[3]	Yes/No
		(MU)	(%)	(MU)		(MU)	(MU)	(MU)	(MU)	(MU)	
OA Consumer	2024-25	2735923.22	0.38%	10396.51		4.00			4.00	10392.51	No
Number of Entities: 12 (Including West Central Railways)											

Distributed Renewable Energy RPO Compliance Statement										
			Target		Achievement					
Name	Financial Year	Actual Energy Consumption During the Year	Distributed Renewable Energy Target for Financial Year as stipulated by the MoP		Particulars	Energy Consumed from DRE Sources	Deficit/(Surplus) [1-2]	Whether MoP Targets Fulfilled		
	FY	(A)	(B)	[1=A*B*10^6]		[2]	[3]	Yes/No		

		(MU)	(%)	kWh		kWh	kWh	
OA Consumer	2024-25		NA					

Other RPO Compliance Statement												
		Target			Achievement							
Name	Financial Year	Actual Energy Consumption During the Year	Other RPO Target for Financial Year as stipulated by MoP		Particulars	Solar	Wind	Hydro	Other (Please Specify)	Total (C+D+E+F)	Deficit/(Surplus) [1-2]	Whether MoP Targets Fulfilled
	FY	(A)	(B)	[1=A*B]		(C)	(D)	(E)	(F)	[2]	[3]	Yes/No
		(MU)	(%)	(MU)		(MU)	(MU)	(MU)	(MU)	(MU)	(MU)	
OA Consumer	2024-25	2735923.22	27.35%	748275.00					848095.44	848095.44	(99820.44)	Yes
Number of Entities: 12 (Including West Central Railways)												

Actuals vis-à-vis State Target - OA Consumers

Wind RPO Compliance Statement													
		Target				Achievement							
Name	Financial Year	Total Energy Consumption During the Year	Energy Consumption from Distribution Licensee	Energy Consumption from Sources other than Distribution Licensee	Wind RPO Target for the FY as stipulated by the State Commission Regulations/Order		Wind Energy Consumed	Units consumed from Other Sources of Renewable Energy for adjustment. If allowed by SERC		REC purchased to meet Wind RPO	Total of Units consumed and REC purchased to meet Wind RPO	Deficit/(Surplus)	Whether State WPO Targets Fulfilled
	FY	MU	MU	MU	%	MU	MU	Source of RE	MU	MU	MU	MU	Yes/No
		1	2	3=1-2	2	3=1*2	4		5	6	7=4+5+6	8=7-3	
OA Consumer	FY 2024-25	2735923.218		2735923.218	2.46%	67303.71	39.54				39.54	67264.17	No
Number of Entities: 12 (Including West Central Railways)													

HPO Compliance Statement													
		Target			Achievement								
Name	Financial Year	Total Actual Energy Consumption During the Year	Energy Consumption from Distribution Licensee	Energy Consumption from Sources other than Distribution Licensee	HPO Target for the FY as stipulated by the State Commission Regulations/Order		Hydro Energy Consumed	Units consumed from Other Sources of Renewable Energy for adjustment. If any, Please Specify		REC purchased to meet HPO	Total of Hydro Units consumed and REC Purchased to meet HPO	Deficit/(Surplus)	Whether State HPO Targets Fulfilled
	FY	MU	MU	MU	%	MU	MU	Source of RE	MU	MU	MU	MU	Yes/No
		1	2	3=1-2	4	5=4*3	6		7	8	9=6+7+8	10=5-9	

OA Consumer	FY 2024-25	2735923.22	-	2735923.22	1.08%	29547.97	4				4	29543.97	No
Number of Entities: 12 (Including West Central Railways)													

Distributed Renewable Energy (DRE) Compliance Statement

Name	Financial Year	Total Actual Energy Consumption During the Year	Energy Consumption from Distribution Licensee	Energy Consumption from Sources other than Distribution Licensee	Target		Achievement		
					DRE Target for the FY as stipulated by the State Commission Regulations/Order		Units consumed from DRE Sources	Deficit/(Surplus)	Whether State DRE Targets Fulfilled
	FY	MU	MU	MU	%	kWh	kWh	kWh	Yes/No
		1	2	3=1-2	4	5=3*4*10^6	6	7=5-6	
OA Consumer	FY 2024-25	NA	NA						

Other RPO Compliance Statement

Name	Financial Year	Total Actual Energy Consumption During the Year	Energy Consumption from Distribution Licensee	Energy Consumption from Sources other than Distribution Licensee	Target		Achievement							
					Other RPO Target for the FY as stipulated by the State Commission Regulations/Order		Units consumed from Other Renewable Energy Sources	Units consumed from Other Sources of Renewable Energy for adjustment. If any, Please Specify		REC purchased to meet other RPO	Total of Units consumed and REC to meet Other RPO	Deficit/(Surplus)	Whether State Other RPO Targets Fulfilled	
	FY	MU	MU	MU	%	MU	MU	Source of RE	MU	MU	MU	MU	MU	Yes/No
		1	2	3=1-2	4	5=4*3	6		7	8	9=6+7+8	10=5-9		
OA Consumer	FY 2024-25	2735923.22		2735923.22	25.63%	701217.12	848095.44		0	0.00	848095.44	(146878.32)	YES	
Number of Entities: 12 (Including West Central Railways)														

Actuals vis-à-vis MoP Target - Captive User

Wind RPO Compliance Statement

Name	Financial Year	Actual Energy Consumption During the Year	Target		Achievement					
			WPO Target for Financial Year as stipulated by the MoP		Wind Energy Consumed	Excess HPO/Other RPO adjusted as allowed by MoP	Purchase of REC if in future allowed to meet WPO	Total (C+D+E)	Deficit/(Surplus) [1-2]	Whether MoP Targets Fulfilled
	FY	(A)	(B)	[1=A*B]	(C)	(D)	(E)	[2]	[3]	Yes/No
		(MU)	(%)	(MU)	(MU)	(MU)	(MU)	(MU)	(MU)	
Captive User	2024-25	3824.78	0.67%	25.63	7.00		7.01	14.02	11.61	No

Number of Entities: 22 (Including West Central Railways)							
--	--	--	--	--	--	--	--

HPO RPO Compliance Statement

		Target			Achievement						
Name	Financial Year	Actual Energy Consumption During the Year	HPO Target for Financial Year as stipulated by the MoP		Particulars	Hydro Energy Consumed	Excess WPO/Other RPO adjusted as allowed by MoP	Purchase of REC if in future allowed to meet HPO	Total (C+D+E)	Deficit/(Surplus) [1-2]	Whether MoP Targets Fulfilled
	FY	(A)	(B)	[1=A*B]		(C)	(D)	(E)	[2]	[3]	Yes/No
		(MU)	(%)	(MU)		(MU)	(MU)	(MU)	(MU)	(MU)	
Captive User	2024-25	3824.78	0.38%	14.53		1.14		2.16	3.29	11.24	No
Number of Entities: 22 (Including West Central Railways)											

Distributed Renewable Energy RPO Compliance Statement

		Target			Achievement			
Name	Financial Year	Actual Energy Consumption During the Year	Distributed Renewable Energy Target for Financial Year as stipulated by the MoP		Particulars	Energy Consumed from DRE Sources	Deficit/(Surplus) [1-2]	Whether MoP Targets Fulfilled
	FY	(A)	(B)	[1=A*B*10^6]		[2]	[3]	Yes/No
		(MU)	(%)	kWh		kWh	kWh	
Captive User	2024-25		NA					

Other RPO Compliance Statement

		Target			Achievement								
Name	Financial Year	Actual Energy Consumption During the Year	Other RPO Target for Financial Year as stipulated by MoP		Particulars	Solar	Wind	Hydro	Other (Please Specify)	Units Purchased/ REC from Power Exchange for meeting OTHER RPO	Total (C+D+E+F)	Deficit/(Surplus) [1-2]	Whether MoP Targets Fulfilled
	FY	(A)	(B)	[1=A*B]		(C)	(D)	(E)	(F)	(G)	[2]	[3]	Yes/No
		(MU)	(%)	(MU)		(MU)	(MU)	(MU)	(MU)	(MU)	(MU)	(MU)	
Captive User	2024-25	3824.78	27.35%	1046.08					493.87	198.89	692.76	353.32	No
Number of Entities: 22 (Including West Central Railways)													

Actuals vis-à-vis SERC Target - Captive User

Wind RPO Compliance Statement														
					Target		Achievement							
Name	Financial Year	Total Energy Consumption During the Year	Energy Consumption from Distribution Licensee	Energy Consumption from Sources other than Distribution Licensee	Wind RPO Target for the FY as stipulated by the State Commission Regulations/Order		Wind Energy Consumed	Units consumed from Other Sources of Renewable Energy for adjustment. If allowed by SERC, Please Specify		REC purchased to meet Wind RPO	Total of Units consumed and REC purchased to meet Wind RPO	Deficit/(Surplus)	Whether State WPO Targets Fulfilled	
	FY	MU	MU	MU	%	MU	MU	Source of RE	MU	MU	MU	MU	MU	Yes/No
		1	2	3=1-2	4	5=4*3	6		7	8	9=6+7+8	10=5-9		
Captive User	FY 2024-25	3824.78		3824.78	2.46%	94.09	7			7.01	14.01	80.08	No	
Number of Entities: 22 (Including West Central Railways)														

HPO Compliance Statement														
					Target		Achievement							
Name	Financial Year	Total Actual Energy Consumption During the Year	Energy Consumption from Distribution Licensee	Energy Consumption from Sources other than Distribution Licensee	HPO Target for the FY as stipulated by the State Commission Regulations/Order		Hydro Energy Consumed	Units consumed from Other Sources of Renewable Energy for adjustment. If any, Please Specify		REC purchased to meet HPO	Total of Hydro Units consumed and REC Purchased to meet HPO	Deficit/(Surplus)	Whether State HPO Targets Fulfilled	
	FY	MU	MU	MU	%	MU	MU	Source of RE	MU	MU	MU	MU	MU	Yes/No
		1	2	3=1-2	4	5=4*3	6		7	8	9=6+7+8	10=5-9		
Captive User	FY 2024-25	3824.78	-	3824.78	1.08%	41.31	1.14			2.16	3.30	38.02	No	
Number of Entities: 22 (Including West Central Railways)														

Distributed Renewable Energy (DRE) Compliance Statement								
				Target		Achievement		
Name	Financial Year	Total Actual Energy	Energy Consumption	Energy Consumption from Sources	DRE Target for the FY as stipulated by the State	Units consumed from DRE Sources	Deficit/(Surplus)	Whether State DRE Targets Fulfilled

		Consumption During the Year	from Distribution Licensee	other than Distribution Licensee	Commission Regulations/Order				
	FY	MU	MU	MU	%	kWh	kWh	kWh	Yes/No
		1	2	3=1-2	4	5=3*4*10^6	6	7=5-6	
Captive User	FY 2024-25	NA	NA						

Other RPO Compliance Statement

Other RPO Compliance Statement													
					Target		Achievement						
Name	Financial Year	Total Actual Energy Consumption During the Year	Energy Consumption from Distribution Licensee	Energy Consumption from Sources other than Distribution Licensee	Other RPO Target for the FY as stipulated by the State Commission Regulations/Order		Units consumed from Other Renewable Energy Sources	Units consumed from Other Sources of Renewable Energy for adjustment. If any, Please Specify		REC Purchased to meet other RPO	Total of Units consumed and REC to meet Other RPO	Deficit/(Surplus)	Whether State Other RPO Targets Fulfilled
	FY	MU	MU	MU	%	MU	MU	Source of RE	MU	MU	MU	MU	Yes/No
		1	2	3=1-2	4	5=4*3	6		7	8	9=6+7+8	10=5-9	
Captive User	FY 2024-25	3824.78		3824.78	25.63%	980.29	493.87		0	198.89	692.75	287.54	No
Number of Entities: 22 (Including West Central Railways)													

3.36 Analysis of Renewable Purchase Obligations (RPO) compliance for the State of Madhya Pradesh

The RPO targets set by the Ministry of Power (MoP) for WPO, HPO, DRE and Other RPO Targets for FY 2024-25 were 0.67%, 0.38%, 1.5% and 27.35%, respectively. The RPO target specified by the State ERC in the “MPERC (Co-Generation and Generation of Electricity from Renewable Sources of Energy) Regulations, 2022 (First Amendment) dated 16.01.2023 as 2.46%, 1.08% and 25.63% for Wind, HPO and Other RPO for FY 2024-25.

The ERC has submitted RPO compliance data for FY 2024-25 vis-à-vis target specified by the MoP as well as SERC for the State DISCOMs, Open Access Consumers and Captive Users.

Distribution Licensees

It is observed that as against the targets specified by the MoP, MPPMCL was able to comply only with the Wind RPO target but failed to fulfil the HPO, DRE and Other RPO target. The total RPO met by the State DISCOM is 25.57% which suggests on overall basis, MPPMCL fell short of the consolidated target of 29.91% specified by the MoP.

Against the targets set by the State ERC, MPPMCL did not fulfil Wind, HPO and Other RPO for FY 2024-25. The total RPO met by the State DISCOM is 25.57% which suggests on overall basis, MPPMCL fell short of the consolidated target of 29.17% specified by the SERC.

MP Industrial Development Corporation (MPIDC, a Deemed Licensee)

It is observed that as against the targets specified by the MoP, MP Industrial Development Corporation (MPIDC, a Deemed Licensee), comply with the Wind and HPO target set by the MoP by purchase of REC, whereas the DRE and Other RPO target were not complied by MPIDC. The total RPO met by MPIDC is 29.17% which suggests on overall basis, MPPMCL fell short of the consolidated target of 29.91% specified by the MoP.

In regard to SERC target, MPIDC has complied with all the Wind, HPO and Other RPO target set by the SERC.

Open Access Consumers

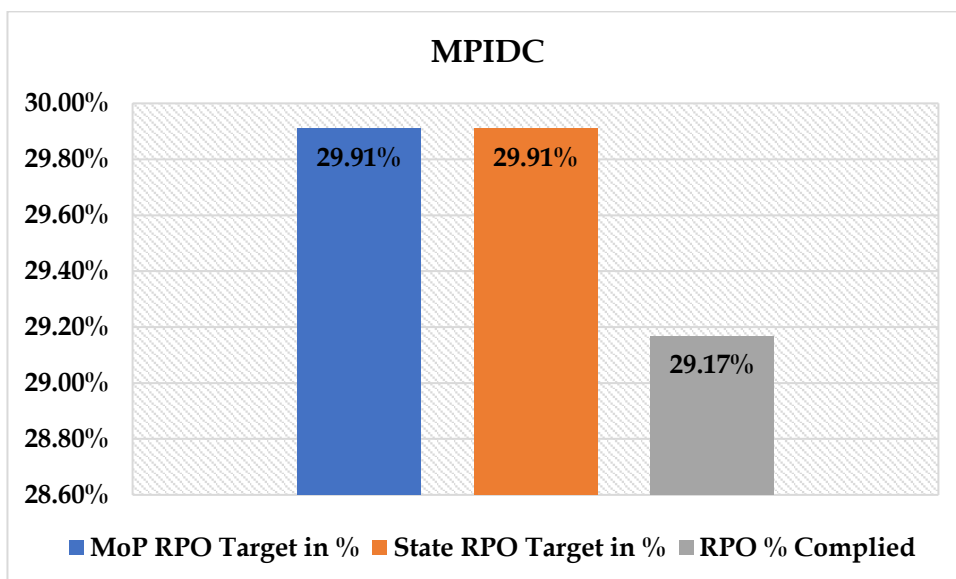
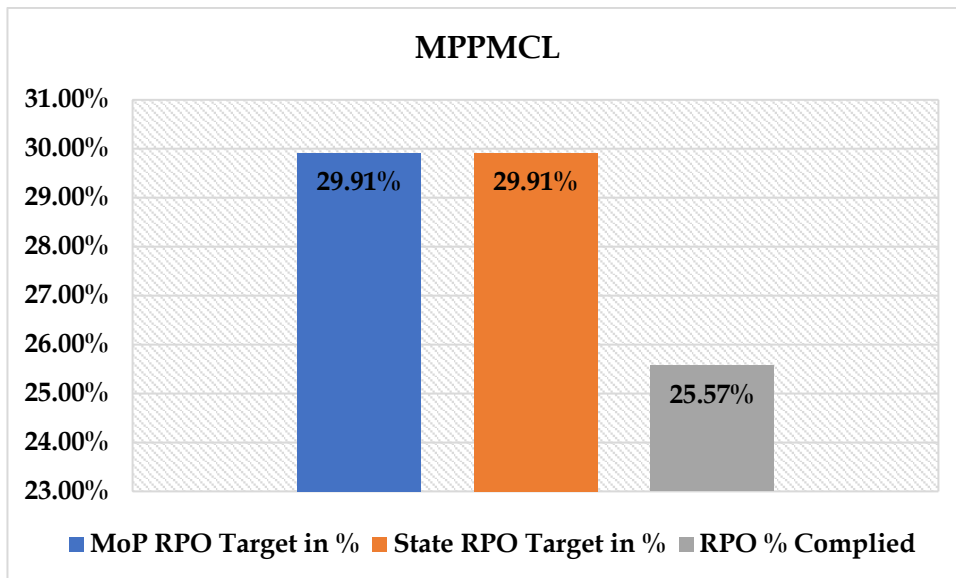
It is observed that combined data for 12 nos. of Open Access Consumers (including West Central Railways) is provided. Against the targets set by the MoP and SERC, on consolidated basis, the OA Consumers comply with the Other RPO target, whereas Wind, HPO and DRE target remains unfulfilled.

Captive Users

It is observed that combined data for 22 nos. of Captive Users is provided. Against the targets set by the MoP and SERC, on consolidated basis, the Captive Users does not comply with any of the category wise RPO target specified by either MOP or SERC.

Graphical Representation of Compliance of DISCOM

The graphical representation of the RPO compliance of State DISCOM is shown below-



3.37 Renewable Purchase Obligations (RPO) compliance for the State of Nagaland

- ❖ The State ERC of Nagaland has submitted the RPO Compliance data vis-à-vis SERC Targets for FY 2024-25 for DISCOMs only. The RPO Compliance data as provided by the State Commission, is reproduced as under.

Actuals vis-à-vis SERC Target - DISCOMs

Renewable Purchase Obligation Compliance of the State DISCOM								
Name of DISCOM	Year	Total Energy Consumption	RPO in % Specified by the NERC		Quantum of RE Purchased (MU)		RPO Compliance (%)	
			HPO	Other RPO	HPO	Other RPO	HPO	Other RPO
1	2	3	4	4	6	7	8	9
Department of Power, Nagaland	2024-25	1026.60	1.08%	26.37%	40.64	278.38	3.96%	27.12%

3.38 Analysis of Renewable Purchase Obligations (RPO) compliance for the State of Nagaland

The RPO targets set by the Ministry of Power (MoP) for WPO, HPO, DRE and Other RPO Targets for FY 2024-25 were 0.67%, 0.38%, 1.5% and 27.35%, respectively. The State ERC in the “Nagaland Electricity Regulatory Commission (Renewable Purchase Obligation and its Compliance) (Fourth Amendment) Regulations, 2023 dated 03.08.2023, specified the HPO and Other RPO targets for FY 2024-25 as 1.08% and 26.37% respectively.

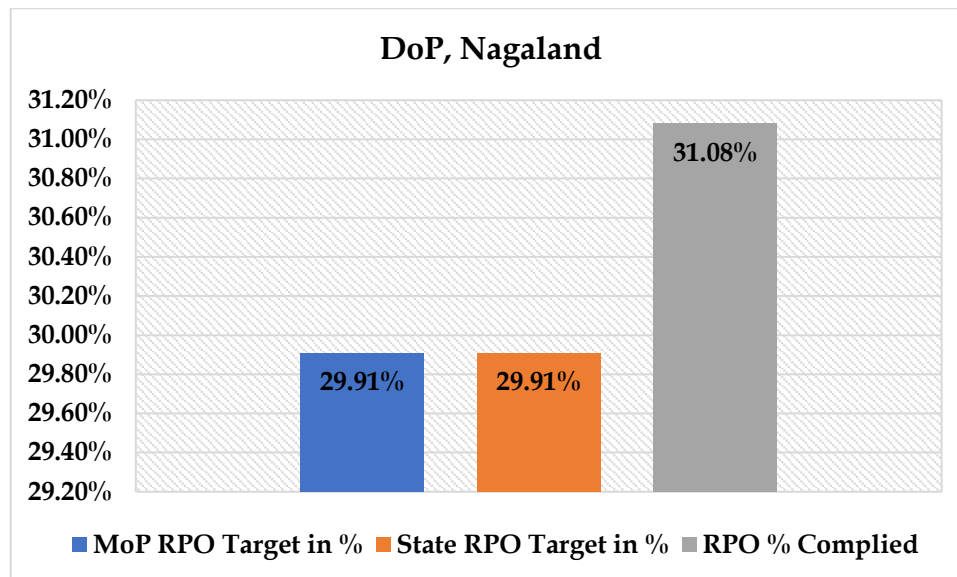
The ERC has submitted RPO compliance data for FY 2024-25 vis-à-vis target specified by SERC with respect to the State DISCOMs, whereas the ERC has not provided the data related to RPO compliance with respect to MoP and data related to Open Access Consumers and Captive Users.

Distribution Licensees

It is observed that as against the targets specified by the SERC, the Department of Power, Nagaland in the FY 2024-25 was able to comply with category wise HPO and Other RPO Target. The total RPO met by Nagaland Utility is 31.08% which is more than the consolidated target of 27.45% specified by the State.

Graph

The graphical representation of the RPO compliance of State DISCOM is shown below-



3.39 Renewable Purchase Obligations (RPO) compliance for the State of Odisha

- ❖ The State ERC of Odisha has submitted RPO Compliance data vis-à-vis MoP Targets for DISCOMs, and has submitted RPO Compliance data vis-à-vis SERC Target for Open Access Consumer and Captive Users for the FY 2024-25. The Compliance data as provided by the State Commission, is reproduced as under.

Actuals vis-à-vis MoP Target - DISCOM

Sl. No.	Name of Obligated Entity	Actual Energy Consumption during the year	State RPO Target for the FY as stipulated by the State Commission Regulation/Order/MoP		Energy Consumed from the stated RPO Source	Units consumed from Other Sources of Renewable Energy for adjustment		REC purchased to meet stated RPO	Total RE Consumed including REC		Deficit/(Surplus)	
		MU	%	MU	MU	Source of RE	MU	MU	MU	%	MU	(%)
		1	2	3=2*1	4		5	6	7=4+5+6	(7/1%)	8=3-7	(8/3%)
1	GRIDCO Limited (DISCOM)	35069.04	29.91%	10489.2	9721.55			0	9721.55	93%	767.6	7%

Actuals vis-à-vis SERC Target OA and Captive Users

Sl. No.	Name of Obligated Entity	Actual Energy Consumption during the year	State RPO Target for FY as stipulated by State Commission Regulation /Order/MoP		Energy Consumed from the stated RPO Source	Units consumed from Other Sources of Renewable Energy for adjustment		REC purchased to meet stated RPO	Total RE Consumed including REC		Deficit/Surplus	
		MU	%	MU	MU	Source of RE	MU	MU	MU	%	MU	(%)
		1	2	3=2*1	4		5	6	7=4+5+6	(7/1%)	8=3-7	(8/3%)
1	Aarti Steel Limited	282.17	3%	8.46	0	WHRB	161.9	0	161.9	1913%	(153)	1813%
2	Adhunik Metalicks Limited	22930	18%	4127.4	0	WHRB	22930	0	22930	556%	(18803)	456%
3	Aditya Aluminium, Hindalco	5273	29.91%	1577.15	35.05			1541.12	1576.17	100%	(0)	0%
4	Bhaskar Steel & Ferro Alloys Limited	100% Consumption through Waste Heat Recovery Boiler (WHRB)										
5	Ferro Alloys Corporation-Vedanta	265.44	3%	7.96	0			7.96	7.96	100%	(0)	0%
6	Hindalco Industries Limited	2695.36	29.91%	806.18	0	Bio-Mass	18.62	775.41	794.03	98%	12.15	-2%
7	Indian Metals & Ferro Alloys Limited, Theruvali	945.51	3%	28.37	29.3			22.93	52.23	184%	(23.86)	84%
8	Jindal Stainless Ltd.	158.68	3%	54.96	77.7			0	77.69	139%	(21.71)	39%
			18%	1.01				0				
9	Jindal Steel & Power Limited	3820.55	3%	114.62	5.22			114.62	119.84	105%	(5.22)	5%
10	Kashvi International Private Limited	100% Consumption through Waste Heat Recovery Boiler (WHRB)										

Sl. No.	Name of Obligated Entity	Actual Energy Consumption during the year	State RPO Target for FY as stipulated by State Commission Regulation /Order/MoP		Energy Consumed from the stated RPO Source	Units consumed from Other Sources of Renewable Energy for adjustment		REC purchased to meet stated RPO	Total RE Consumed including REC		Deficit/Surplus	
		MU	%	MU	MU	Source of RE	MU	MU	MU	%	MU	(%)
		1	2	3=2*1	4		5	6	7=4+5+6	(7/1%)	8=3-7	(8/3%)
11	Maithan Ispat Limited	0	18%	0	0			0	0	0%	(0)	100%
12	MGM Minerals Ltd.	56.4	18%	10.15	0	WHRB	27.3	0	27.3	269%	(17)	169%
13	MSP Metalicks Limited	159.22	18%	28.66	0	WHRB	66.43	0	66.43	232%	(37.77)	132%
14	NALCO, Anugul & Damanjodi	7092.59	3%	212.78	0			0	0	0%	212.78	100%
		260.23	18%	46.84	0			0	0	0%	46.84	100%
15	Neelachal Ispat Nigam Limited	100% Consumption through Waste Heat Recovery Boiler (WHRB)										
16	RSB Casting Limited	1.39	18%	0.25	1.39			0	1.39	556%	(1.14)	456%
17	RSB Transmission Limited	0.9	18%	0.16	0.9			0	0.9	556%	(0.73)	456%
18	Rourkela Steel Plant	142.98	3%	4.29	535.32			0	535.32	1896%	(507.09)	1796%
		133.01	18%	23.94				0				
19	Seven Star Steels Ltd.	10321.82	3%	309.65	0			0	0	0%	309.65	100%
20	Shree Cement Limited	1.36	18%	0.24	8.7			0.12	8.82	3603%	(8.58)	3503%
21	Surendra Mining Industries Private Ltd.	44412.76	18%	7994.3	974.65	WHRB	9465.8	0	10440.4	131%	(2446)	31%
		896.71	3%	26.9								
22	TATA Steel, Kalinga Nagar	87.49	18%	15.75	70.08	Co-Generation	849.21	0	919.29	635%	(774.6)	535.36%
		2.86	21%	0.6								
		412.18	24.61%	101.44								
23	Ultratech Cement Limited	Entity claims not be an obligated entity as they are consuming power from the DISCOM, Open Access Solar and Captive Solar										
24	SMC Power Generation Limited	109.05	18%	0.71	0			0	0	0%	(3.86)	100%
			3%	3.15								
25	Narbheram Power & Steel (P) Limited	35	29.91%	10.47	0	Co-Generation	35	0	35	334%	(24.53)	234%
26	Vedanta Limited, Jharsuguda & Lanjigarh	25837	3%	775.11	1244			535	1779	230%	(1003.9)	130%
27	Thakur Prasad Sao & Sons Private Limited	3.1	18%	0.56	100% Consumption through Waste Heat Recovery Boiler (WHRB)							
28	Dhamra Port Company Limited	2.39	18%	0.43	17.38			0	17.38	4040%	(16.95)	3940%
29	Shiva Cement Limited	25.32	18%	4.56	0	WHRB	25.32	0	25.32	556%	(20.76)	456%
30	Dalmia Cement	304.77	3%	9.14	1.52	WHRB	141.75	0.36	143.63	1571%	(134.49)	1471%

Sl. No.	Name of Obligated Entity	Actual Energy Consumption during the year	State RPO Target for FY as stipulated by State Commission Regulation /Order/MoP		Energy Consumed from the stated RPO Source	Units consumed from Other Sources of Renewable Energy for adjustment		REC purchased to meet stated RPO	Total RE Consumed including REC		Deficit/Surplus	
		MU	%	MU	MU	Source of RE	MU	MU	MU	%	MU	(%)
		1	2	3=2*1	4		5	6	7=4+5+6	(7/1%)	8=3-7	(8/3%)
31	Boudh Distillery	16.85	18%	3.03	0			0	0	0%	3.03	100%
32	DLTPL LNG Terminal	Requested for an extension of 1 month for compliance										

* Incomplete/ partial data provided.

3.40 Analysis of Renewable Purchase Obligations (RPO) compliance for the State of Odisha

The RPO targets set by the Ministry of Power (MoP) for WPO, HPO, DRE and Other RPO Targets for FY 2024-25 were 0.67%, 0.38%, 1.5% and 27.35%, respectively. The RPO target specified by the State ERC in the “Odisha Electricity Regulation Commission (Procurement of Energy from Renewable Source and its Compliance) Regulation, 2021” dated 17.01.2022 for the FY 2024-25, specified the Solar RPO, HPO, Other Non-Solar RPO for FY 2024-25 as 9.75%, 1.08% and 7.17% respectively.

The ERC has submitted RPO compliance data for FY 2024-25 vis-à-vis target specified by MoP with respect to the State DISCOMs, and compliance with respect to the target specified by SERC for OA and Captive User.

Distribution Licensees

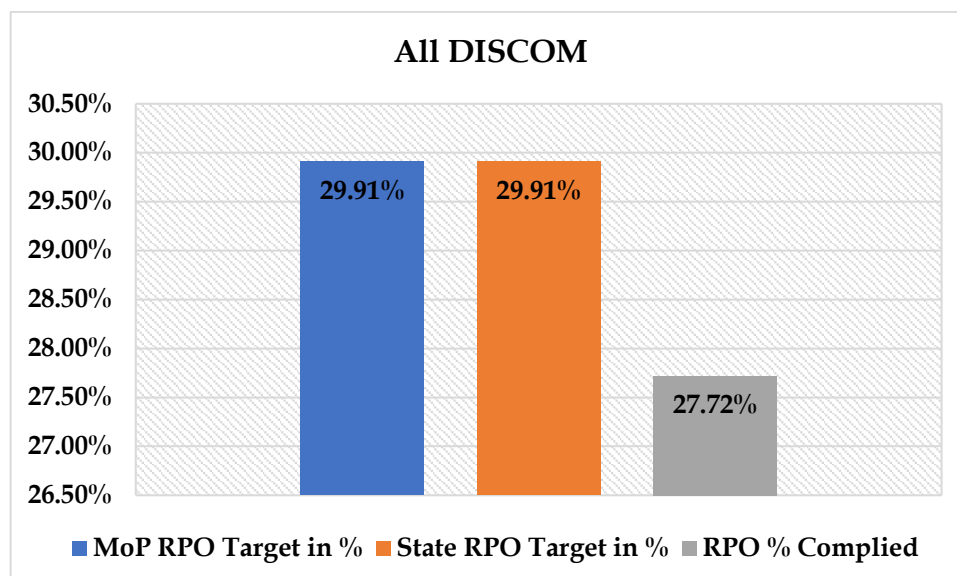
It is observed that as against the targets specified by the MoP, the State DISCOM in the FY 2024-25 was not able to comply with RPO Target. The total RPO met by the DISCOM is 27.72% which suggest that on overall basis, the DISCOM failed to comply with the consolidated target of 29.91% specified by the MoP.

OA and Captive User

It is observed that data for 32 nos. of Open Access Consumers and Captive User has been provided. Against the targets set by the SERC only 22 Obligated Entity complied with the SERC target whereas other failed to comply.

Graphical Representation of Compliance of DISCOM

The graphical representation of the RPO compliance of State DISCOM w.r.t MoP target is shown below-



3.41 Renewable Purchase Obligations (RPO) compliance for the State of Punjab

- ❖ The State ERC of Punjab has submitted RPO Compliance data vis-à-vis SERC Targets for DISCOMs, Open Access Consumer and Captive Users for the FY 2024-25, whereas no data has been provided with respect to MoP Target. The RPO Compliance data as provided by the State Commission, is reproduced as under.

Actuals vis-à-vis SERC Target - DISCOMs

Name of Distribution Licensee-Punjab State Power Corporation Limited (PSPCL)										
		Target			Achievement					
Financial Year	Actual Energy Consumption During the Year	RPO Target for the FY as stipulated by the State Commission Regulations/Order		Energy Consumed	Unit Consumed from Other Source of Renewable Energy for adjustment. If allowed by the SERC		REC purchased to meet RPO	Total of Units consumed to meet RPO	Deficit/(Surplus)	Whether State Targets Fulfilled
FY	MU	%	MU	MU	Source of RE	MU	MU	MU	MU	Yes/No
	1	2	3=2*1	4		5	6	7=4+5+6	8=3-7	
2024-25	74302.96	30%	22290.89	21133.16	Previous Year Surplus	3351.00	0.00	24484.16	(2193.27)	Yes*

* RPO target fulfilled taking by adjusting the carry forward of previous year surplus of 3351 MU as allowed by PSERC in petition 42 of 2024

Actuals vis-à-vis SERC Target - Captive and Open Access

RPO Compliance Statement (Captive and OA)													
					Target		Achievement						
Name	Financial Year	Total Actual Energy Consumption During the Year	Energy Consumption from Distribution Licensee	Energy Consumption from Sources other than Distribution Licensee	RPO Target for the FY as stipulated by the (State Commission Regulations/Order)		Energy Consumed from RE Source	Unit Consumed from Other Source of Renewable Energy for adjustment. If allowed by the SERC		REC Purchased to meet RPO	Total of Units consumed and REC Purchased to meet Solar RPO	Deficit/(Surplus)	Whether State Targets Fulfilled
	FY	MU	MU	MU	%	MU	MU	Source of RE	MU	MU	MU	MU	Yes/No
		1	2	3=1-2	4	5=4*3	6		7	8	9=6+7+8	10=5-9	
Vardaman Special Steel Limited	2024-25	0.01	0.00	0.01	4.90%	0.00	0.00		0.00	0.002	0.00	0.00	Yes
Vardhman Yams and Thread Limited (Captive)	2024-25	0.11	0.00	0.11	4.90%	0.01	0.00		0.00	0.007	0.01	0.00	Yes
Trident India (Abhishek India Ltd) (Captive)	2024-25	177.87	0.00	177.87	4.90%	8.72	150.98		0.00	0.000	150.98	(142.26)	Yes

RPO Compliance Statement (Captive and OA)

RPO Compliance Statement (Captive and OA)													
					Target		Achievement						
Name	Financial Year	Total Actual Energy Consumption During the Year	Energy Consumption from Distribution Licensee	Energy Consumption from Sources other than Distribution Licensee	RPO Target for the FY as stipulated by the (State Commission Regulations/Order)		Energy Consumed from RE Source	Unit Consumed from Other Source of Renewable Energy for adjustment. If allowed by the SERC		REC Purchased to meet RPO	Total of Units consumed and REC Purchased to meet Solar RPO	Deficit/ (Surplus)	Whether State Targets Fulfilled
	FY	MU	MU	MU	%	MU	MU	Source of RE	MU	MU	MU	MU	Yes/No
		1	2	3=1-2	4	5=4*3	6		7	8	9=6+7+8	10=5-9	
Primo Chemical (Punjab Alkine and Chemical Limited)	2024-25	48.21	0.00	48.21	30.00%	14.46	2.99		0.00	0.000	2.99	11.48	No
Northern Railways (OA)	2024-25	390.10	0.00	390.10	30.00%	117.03	31.72		0.00	86.000	117.72	(0.69)	Yes

3.42 Analysis of Renewable Purchase Obligations (RPO) compliance for the State of Punjab

The RPO targets set by the Ministry of Power (MoP) for WPO, HPO, DRE and Other RPO Targets for FY 2024-25 were 0.67%, 0.38%, 1.5% and 27.35%, respectively. The State ERC in the “Punjab State Electricity Regulatory Commission (Renewable Purchase Obligation and its compliance) Regulations, 2022” dated 12.12.2022 for the FY 2024-25 was 30% on a consolidated basis.

The ERC has submitted RPO compliance data for FY 2024-25 vis-à-vis target specified by SERC with respect to the State DISCOMs, Open Access Consumers and Captive Users. The ERC has not submitted the RPO compliance with respect to MoP Target.

Distribution Licensees

It is observed that as against the targets specified by the SERC, the Punjab Utility was able to comply the RPO target in the FY 2024-25 against as specified by ERC. The total RPO met by PSPCL is 32.95% on consolidated basis, which meets the overall compliance vis-à-vis the consolidated target of 30.00% specified by the State.

Open Access Consumers

It is observed that as against the targets specified by the State, out of 2 nos. of OA Consumers, Northern Railway was able to comply with the RPO target, whereas another OA Consumers (Primo Chemical) failed to comply with the RPO target.

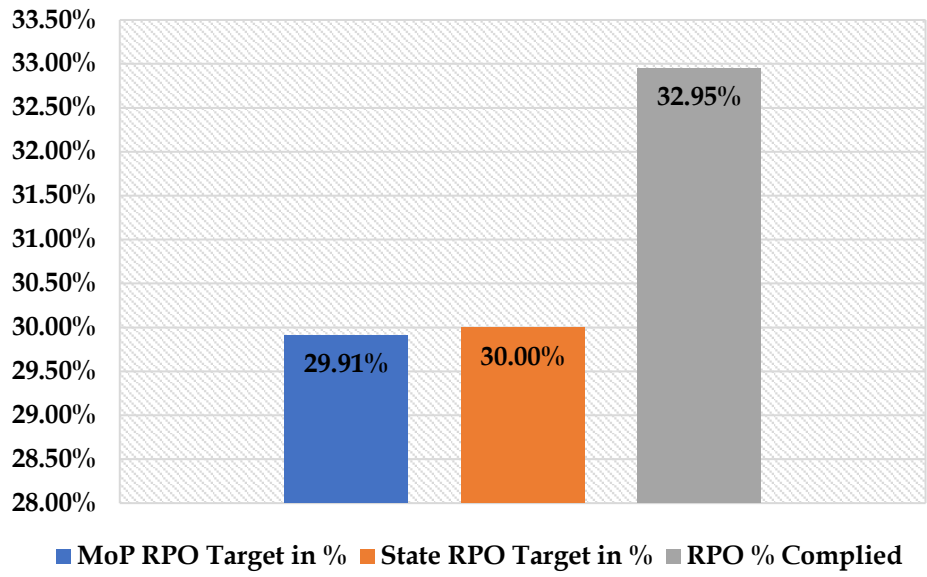
Captive Users

It is observed that as against the targets specified by the State, all the 3 nos. of Captive Users were able to comply with the RPO target on consolidated basis.

Graphical Representation of Compliance of DISCOM

The graphical representation of the RPO compliance of State DISCOM is shown below-

PSPCL



3.43 Renewable Purchase Obligations (RPO) compliance for the State of Rajasthan

- ❖ The State ERC of Rajasthan has submitted RPO Compliance data vis-à-vis MoP and SERC Targets for FY 2024-25 for DISCOMs, OA and Captive User. The RPO Compliance data as provided by the State Commission, is reproduced as under.

Actuals vis-à-vis MoP Target - DISCOMs

Wind RPO Compliance Statement										
			Target		Achievement					
Name of DISCOM	Financial Year	Actual Energy Consumption During the Year	WPO Target for Financial Year as stipulated by the MoP		Wind Energy Consumed	Excess HPO/Other RPO adjusted as allowed by MoP	Purchase of REC if in future allowed to meet WPO	Total (C+D+E)	Deficit/(Surplus) [1-2]	Whether MoP Targets Fulfilled
	FY	(A)	(B)	[1=A*B]	(C)	(D)	(E)	[2]	[3]	Yes/No
		(MU)	(%)	(MU)	(MU)	(MU)	(MU)	(MU)	(MU)	
Jaipur	2024-25	44569.21	0.67%	298.61	391.15	0.00	0.00	391.15	(92.53)	Yes
Ajmer		33052.99	0.67%	221.46	296.92	0.00	0.00	296.92	(75.46)	Yes
Jodhpur		40060.61	0.67%	268.41	353.60	0.00	0.00	353.60	(85.20)	Yes

HPO RPO Compliance Statement											
			Target		Achievement						
Name of DISCOM	Financial Year	Actual Energy Consumption During the Year	HPO Target for Financial Year as stipulated by the MoP		Particulars	Hydro Energy Consumed	Excess WPO/Other RPO adjusted as allowed by MoP	Purchase of REC if in future allowed to meet HPO	Total (C+D+E)	Deficit/(Surplus) [1-2]	Whether MoP Targets Fulfilled
	FY	(A)	(B)	[1=A*B]		(C)	(D)	(E)	[2]	[3]	Yes/No
		(MU)	(%)	(MU)		(MU)	(MU)	(MU)	(MU)	(MU)	
Jaipur	2024-25	44569.21	0.38%	169.36	From Hydro Projects commissioned after the 31st March, 2024	0.00	(93.47)	0.00	-93.47	75.681	No
Ajmer		33052.99	0.38%	125.60		0.00	(76.14)	0.00	-76.14	50.14	No
Jodhpur		40060.61	0.38%	152.23		0.00	(86.09)	0.00	-86.09	67.04	No

Distributed Renewable Energy RPO Compliance Statement										
			Target		Achievement					
Name of DISCOM	Financial Year	Actual Energy Consumption During the Year	Distributed Renewable Energy Target for Financial Year as stipulated by the MoP		Particulars	Energy Consumed from DRE Sources	Deficit/(Surplus) [1-2]	Whether MoP Targets Fulfilled		
	FY	(A)	(B)	-		[2]	[3]	Yes/No		
		(MU)	(%)	(MU)		(MU)	(MU)			
Jaipur	2024-25	44569.21	1.50%	668.54		100.45	568.08	No		
Ajmer		33052.99	1.50%	495.80		963.17	(467.37)	Yes		

Jodhpur		40060.61	1.50%	600.91	From renewable energy projects that are less than 10 MW in size	818.17	(217.26)	Yes
---------	--	----------	-------	--------	---	--------	----------	-----

Other RPO Compliance Statement

		Target			Achievement							
Name of DISCOM	Financial Year	Actual Energy Consumption During the Year	Other RPO Target for Financial Year as stipulated by MoP		Particulars	Solar	Wind	Hydro	Other (Please Specify)	Total (C+D+E+F)	Deficit/(Surplus) [1-2]	Whether MoP Targets Fulfilled
	FY	(A)	(B)	[1=A*B]		(C)	(D)	(E)	(F)	[2]	[3]	Yes/No
		(MU)	(%)	(MU)		(MU)	(MU)	(MU)	(MU)	(MU)	(MU)	
Jaipur	2024-25	44569.21	27.35%	12189.68		3416.53	2041.89	2886.71	195.81	8540.95	3648.73	No
Ajmer		33052.99	27.35%	9040.00		2581.03	1339.01	2009.93	141.86	6071.83	2968.16	No
Jodhpur		40060.61	27.35%	10956.58		3135.48	1718.47	2445.23	169.22	7468.41	3488.16	No

Actuals vis-à-vis SERC Target - DISCOMs

Wind RPO Compliance Statement

		Target			Achievement						
Name of DISCOM	Financial Year	Actual Energy Consumption During the Year	Wind RPO Target for the FY as stipulated by the State Commission Regulations/Order		Wind Energy Consumed	Units consumed from Other Sources of Renewable Energy for adjustment. If allowed by SERC, Please Specify		Purchase of REC if in future allowed to meet WPO	Total of Units consumed and REC purchased to meet Wind RPO	Deficit/(Surplus)	Whether State Targets Fulfilled
	FY	MU	%	MU	MU	Source of RE	MU	MU	MU	MU	Yes/No
		1	2	3=2*1	4		5	6	7=4+5+6	8=3-7	
Jaipur	2024-25	44569.21	2.46	1096.40	701.75		0.00	0	701.75	394.65	No
Ajmer		33052.99	2.46	813.10	533.49		0.00	0	533.49	279.62	No
Jodhpur		40060.61	2.46	985.49	634.41		0.00	0	634.41	351.08	No

HPO Compliance Statement

		Target			Achievement						
Name of DISCOM	Financial Year	Actual Energy Consumption During the Year	HPO Target for the FY as stipulated by the State Commission Regulations/Order		Hydro Energy Consumed	Units consumed from Other Sources of Renewable Energy for adjustment. If any, Please Specify		REC purchased to meet HPO	Total of Hydro Units consumed and REC Purchased to meet HPO	Deficit/(Surplus)	Whether State Targets Fulfilled
	FY	MU	%	MU	MU	Source of RE	MU	MU	MU	MU	Yes/No
		1	2	3=2*1	4		5	6	7=4+5+6	8=3-7	
Jaipur	2024-25	44569.21	1.08	481.35	0.00		0.00	0.00	0.00	481.35	

HPO Compliance Statement

HPO Compliance Statement											
			Target			Achievement					
Name of DISCOM	Financial Year	Actual Energy Consumption During the Year	HPO Target for the FY as stipulated by the State Commission Regulations/Order		Hydro Energy Consumed	Units consumed from Other Sources of Renewable Energy for adjustment. If any, Please Specify		REC purchased to meet HPO	Total of Hydro Units consumed and REC Purchased to meet HPO	Deficit/(Surplus)	Whether State Targets Fulfilled
	FY	MU	%	MU	MU	Source of RE	MU	MU	MU	MU	Yes/No
		1	2	3=2*1	4		5	6	7=4+5+6	8=3-7	
Ajmer		33052.99	1.08	356.97	0.00		0.00	0.00	0.00	356.97	RPO not fulfilled by HPO
Jodhpur		40060.61	1.08	432.65	0.00		0.00	0.00	0.00	432.65	

Other RPO Compliance Statement

Other RPO Compliance Statement												
			Target			Achievement						
Name of DISCOM	Financial Year	Actual Energy Consumption During the Year	Other RPO Target for the FY as stipulated by the State Commission Regulations/Order		Units consumed from Other Renewable Energy Sources			Units consumed from Other Sources of Renewable Energy for adjustment. If any, Please Specify	REC Purchased to meet other RPO	Total of Units consumed and REC to meet Other RPO	Deficit/(Surplus)	Whether State Targets Fulfilled
	FY	MU	%	MU	Source of RE	MU	Total	MU	MU	MU	MU	Yes/No
		1	2	3=2*1			4	5	6	7=4+5+6	8=3-7	
Jaipur	2024-25	44569.21	26.37	11752.90	Wind (commissioned before 31.3.22)	1735.40	8420.33			8420.32	3332.58	No
					Solar	3600.78						
					Biomass	197.22						
					Hydel	2886.71						
					Rooftop	0.00						
BBMB		0.22										
Ajmer		33052.99	26.37	8716.07	Wind (commissioned before 31.3.22)	1108.19	6867.70			6867.70	1848.38	No
					Solar	2717.10						
					Biomass	142.74						
					Hydel	2009.93						
	Rooftop				889.57							
BBMB	0.17											
Jodhpur	40060.61	26.37	10563.98	Wind (commissioned before 31.3.22)	1445.81	8099.87			8099.86	2464.12	No	
				Solar	3569.86							

Other RPO Compliance Statement

Other RPO Compliance Statement																
Name of DISCOM	Financial Year	Actual Energy Consumption During the Year	Target		Units consumed from Other Renewable Energy Sources			Units consumed from Other Sources of Renewable Energy for adjustment. If any, Please Specify	REC Purchased to meet other RPO	Total of Units consumed and REC to meet Other RPO	Deficit/(Surplus)	Whether State Targets Fulfilled				
			Other RPO Target for the FY as stipulated by the State Commission Regulations/Order		Source of RE	MU	Total						MU	MU	MU	MU
			%	MU												
FY	MU	1	2	3=2*1			4	5	6	7=4+5+6	8=3-7	Yes/No				
					Biomass	170.50										
					Hydel	2445.23										
					Rooftop	468.27										
					BBMB	0.20										

Actuals vis-à-vis MoP and SERC Target - Captive & Open Access

Total RPO Compliance Statement of CPP and OA consumers for F.Y 2024-25

Total RPO Compliance Statement of CPP and OA consumers for F.Y 2024-25													
Name	Financial Year	Total Actual Energy Consumption During the Year	Energy Consumption from Distribution Licensee	Energy Consumption from Sources other than Distribution Licensee	Target		Achievement						
					RPO Target as stipulated by the MOP Order		Units consumed from Renewable Energy Sources	Units consumed from Sources of Renewable Energy for adjustment	REC Purchased to meet RPO	Total of Units consumed and REC to meet RPO	Deficit/(Surplus)	Whether State RPO Targets Fulfilled	
					%	MU	MU	Source of RE	MU	MU	MU	MU	MU
FY	MU	MU	MU	%	MU	MU		MU	MU	MU	MU		
	1	2	3=1-2	4	5=4*3	6		7	8	9=6+7+8	10=5-9		
Shri Ram Industries (95%)	FY 2024-25	1.39	0.78	0.61	29.91%	0.18	0.61		0	0	0.61	(-0.43)	Yes
Shri Ram Gum & chem. (100%)		1.53	0.81	0.72	29.91%	0.22	0.71		0	0	0.71	(-0.50)	Yes
Chem. & Mineral Ind. (95%)		13.37	12.71	0.66	29.91%	0.2	0.65		0	0	0.65	(-0.45)	Yes
Shri Nath Gum & Chem. (100%)		0.91	0.71	0.2	29.91%	0.06	0.19		0	0	0.19	(-0.13)	Yes
Shri Ram Hotel		0.56	0.46	0.1	29.91%	0.03	0.1		0	0	0.1	(-0.07)	Yes
Kamala Nagar Hospital (50%)		0.39	0.3	0.09	29.91%	0.03	0.09		0	0	0.09	(-0.06)	Yes
HPCL Kharchi (88%)		6.48	4.77	1.71	29.91%	0.51	1.71		0	0	1.71	(-1.20)	Yes
Rajasthan Gum Pvt. Ltd (1.25)		5.63	4.52	1.11	29.91%	0.33	1.1		0	0	1.1	(-0.77)	Yes
Rajasthan Gum Pvt. Ltd (2.1)		6.86	4.59	2.27	29.91%	0.68	2.26		0	0	2.26	(-1.58)	Yes
Maharaja Shree Umaid mill	55	50.55	4.45	29.91%	1.33	4.54		0	0	4.54	(-3.21)	Yes	

Total RPO Compliance Statement of CPP and OA consumers for F.Y 2024-25

Name	Financial Year	Total Actual Energy Consumption During the Year	Energy Consumption from Distribution Licensee	Energy Consumption from Sources other than Distribution Licensee	Target		Achievement						Whether State RPO Targets Fulfilled
					RPO Target as stipulated by the MOP Order		Units consumed from Renewable Energy Sources		Units consumed from Sources of Renewable Energy for adjustment	REC Purchased to meet RPO	Total of Units consumed and REC to meet RPO	Deficit/(Surplus)	
					%	MU	MU	Source of RE	MU	MU	MU	MU	
	FY	MU	MU	MU	3=1-2	4	5=4*3	6	7	8	9=6+7+8	10=5-9	Yes/No
Prem Cables		1.84	1.52	0.32	29.91%	0.1	0.31		0	0	0.31	(-0.21)	Yes
P G Foils		4.98	4.64	0.34	29.91%	0.1	0.33		0	0	0.33	(-0.23)	Yes
Rajson Hotel		0.47	0.4	0.07	29.91%	0.02	0.07		0	0	0.07	(-0.05)	Yes
M/s Sona Processor		8.86	8.66	0.2	29.91%	0.06	0.19		0	0	0.19	(-0.13)	Yes
M/s Fashion Suiting		5.94	4.1	1.84	29.91%	0.55	0.96		0	0	0.96	(-0.41)	Yes
M/s A.K. Spintex (III Party)		10.49	8.27	2.22	29.91%	0.66	0.47		0	0	0.47	0.20	No
M/s Bharka India Ltd (III Party)		4.45	4.11	0.34	29.91%	0.1	0.34		0	0	0.34	(-0.24)	Yes
HPCL Nasirabad		1.95	1.51	0.44	29.91%	0.13	0.44		0	0	0.44	(-0.31)	Yes
HPCL Saradhana		1.91	1.31	0.6	29.91%	0.18	0.6		0	0	0.6	(-0.42)	Yes
M/s Kishangarh Hi Tech		14.13	9.06	5.07	29.91%	1.52	5.08		0	0	5.08	(-3.56)	Yes
Kharigram58.06%		157.8	142.7	15.1	29.91%	4.51	15.57		0	0	15.57	(-11.06)	Yes
Reengas 9.68%		59.11	53.71	5.4	29.91%	1.61	5.4		0	0	5.4	(-3.79)	Yes
Mandapam 16.13 %		46.32	42.56	3.76	29.91%	1.12	3.76		0	0	3.76	(-2.63)	Yes
Rishahbdev 16.13%		37.78	34.03	3.75	29.91%	1.12	3.76		0	0	3.76	(-2.64)	Yes
Lodha		189.27	178.25	11.02	29.91%	3.3	13.71		0	0	13.71	(-10.42)	Yes
M/s Wonder Cement		273.09	247.1	25.99	29.91%	7.77	23.41		0	0	23.41	(-15.64)	Yes
Chittor Polyfab		10.01	8.72	1.29	29.91%	0.39	1.05		0	0	1.05	(-0.67)	Yes
Sangam sareri		129.39	128.14	1.25	29.91%	0.37	1.25		0	0	1.25	(-0.88)	Yes
M/s Mangalam Cement Ltd.		45.71	34.06	11.65	29.91%	3.48	11.65		0	0	11.65	(-8.17)	Yes
M/s A.C.C. Ltd. Lakheri (BND-01)		18.12	9.11	9.01	29.91%	2.69	9.01		0	0	9.01	(-6.32)	Yes
M/s HINDUSTAN PETROLIAM CORP,KOT		0.67	0.54	0.13	29.91%	0.04	0.13		0	0	0.13	(-0.09)	Yes
CHOKHI DHANI RESORT PVT LTD		1.74	1.55	0.2	29.91%	0.06	0.2		0	0	0.2	(-0.14)	Yes
M/s Assam Edible Oils Ltd.(TONK-0014)		0.56	0.38	0.18	29.91%	0.05	0.18		0	0	0.18	(-0.13)	Yes
M/s Kamdhenu Ispat Ltd. (ALC-425)		21.44	20.36	1.08	29.91%	0.32	1.08		0	0	1.08	(-0.76)	Yes
M/s Bal Krishna Industries (ALC-777)		22.15	18.25	3.9	29.91%	1.17	3.9		0	0	3.9	(-2.73)	Yes
M/s Gems Cab Industries (ALC-633)		7.14	5.67	1.47	29.91%	0.44	1.47		0	0	1.47	(-1.03)	Yes

Total RPO Compliance Statement of CPP and OA consumers for F.Y 2024-25

Name	Financial Year	Total Actual Energy Consumption During the Year	Energy Consumption from Distribution Licensee	Energy Consumption from Sources other than Distribution Licensee	Target		Achievement						Whether State RPO Targets Fulfilled	
					RPO Target as stipulated by the MOP Order		Units consumed from Renewable Energy Sources		Units consumed from Sources of Renewable Energy for adjustment	REC Purchased to meet RPO	Total of Units consumed and REC to meet RPO	Deficit/(Surplus)		
					%	MU	MU	Source of RE	MU	MU	MU	MU		Yes/No
	FY	MU	MU	MU	4	5=4*3	6		MU	MU	MU	MU	10=5-9	
		1	2	3=1-2					7	8	9=6+7+8			
M/s Kajaria Ceramics (ALC-565)		93.73	91.97	1.77	29.91%	0.53	1.77		0	0	1.77	(-1.24)	Yes	
M/s Nirmal Industries (P) Ltd. (ALC-256)		1.91	1.73	0.19	29.91%	0.06	0.19		0	0	0.19	(-0.14)	Yes	
M/s Genus Power Infrastructure 1.25MW		3.39	2.38	1.01	29.91%	0.3	1.01		0	0	1.01	(-0.71)	Yes	
M.L.Casting		16.35	15.65	0.7	29.91%	0.21	0.7		0	0	0.7	(-0.49)	Yes	
SHRI BALAJI INDUSTRIAL		0	0	0	29.91%	0	0		0	0	0	0.00	-	
NATIONAL ENGINEERING		74.68	73.54	1.14	29.91%	0.34	1.14		0	0	1.14	(-0.80)	Yes	
I T C LTD		6.59	4.7	1.89	29.91%	0.57	1.89		0	0	1.89	(-1.32)	Yes	
SHIVANI ENCLAVES PVT. LTD		2.48	2.04	0.44	29.91%	0.13	0.44		0	0	0.44	(-0.31)	Yes	
RAMBAGH PALACE HOTEL		4.96	3.2	1.75	29.91%	0.52	1.75		0	0	1.75	(-1.23)	Yes	
SERVEALL LAND DEVELOPERS PVT. LT		8.11	7.74	0.37	29.91%	0.11	0.37		0	0	0.37	(-0.26)	Yes	
M/s Gangaur Export (JCC-663)		0.72	0.42	0.3	29.91%	0.09	0.3		0	0	0.3	(-0.21)	Yes	
J.S.K.HOTELS PVT. LTD		3.26	2.5	0.76	29.91%	0.23	0.76		0	0	0.76	(-0.53)	Yes	
K.K.AGRICULTIURE		1.59	1.1	0.49	29.91%	0.15	0.49		0	0	0.49	(-0.35)	Yes	
HPCL, BAGRU		1.65	1.19	0.46	29.91%	0.14	0.46		0	0	0.46	(-0.32)	Yes	
KHETAN TILES		0.19	0.15	0.04	29.91%	0.02	0.03		0	0	0.03	(-0.01)	Yes	
Suncity Sheets Pvt. Ltd.		11.67	8.75	2.91	29.91%	0.87	2.91		0	0	2.91	(-2.04)	Yes	
Rajasthan Patrika Pvt Ltd., Paota		0.13	0.02	0.1	29.91%	0.03	0.1		0	0	0.1	(-0.07)	Yes	
Rajasthan Patrika Pvt Ltd., Barmer		0.12	0.03	0.09	29.91%	0.03	0.09		0	0	0.09	(-0.06)	Yes	
Rajasthan Patrika Pvt Ltd., Kuri		0.21	0.03	0.17	29.91%	0.05	0.17		0	0	0.17	(-0.12)	Yes	
Rajasthan Patrika Pvt Ltd., Pali		0.13	0	0.14	29.91%	0.04	0.14		0	0	0.14	(-0.10)	Yes	

Total RPO Compliance Statement of CPP and OA consumers for F.Y 2024-25

Name	Financial Year	Total Actual Energy Consumption During the Year	Energy Consumption from Distribution Licensee	Energy Consumption from Sources other than Distribution Licensee	Target		Achievement						Whether State RPO Targets Fulfilled
					RPO Target as stipulated by the MOP Order		Units consumed from Renewable Energy Sources		Units consumed from Sources of Renewable Energy for adjustment	REC Purchased to meet RPO	Total of Units consumed and REC to meet RPO	Deficit/(Surplus)	
					%	MU	MU	Source of RE	MU	MU	MU	MU	
	FY	MU	MU	MU	3=1-2	4	5=4*3	6	7	8	9=6+7+8	10=5-9	Yes/No
Sriganganagar		0.17	1.49	0.17	29.91%	0.05	0.17		0	0	0.17	(-0.12)	Yes
Jyot overseaas Pvt Ltd.		2.22	0.3	0.73	29.91%	0.22	0.73		0	0	0.73	(-0.51)	Yes
Rajasthan Art & Craft (0.4)		0.66	0.28	0.36	29.91%	0.11	0.36		0	0	0.36	(-0.25)	Yes
Rajasthan Art & Craft (0.15)		0.41	0.82	0.13	29.91%	0.04	0.13		0	0	0.13	(-0.09)	Yes
Radhegovind Kripa		2.12	1.33	1.29	29.91%	0.39	1.29		0	0	1.29	(-0.90)	Yes
Iscon Surgicals		2.2	1.04	0.86	29.91%	0.26	0.86		0	0	0.86	(-0.60)	Yes
S.S.Blowchem		2.36	1.43	1.31	29.91%	0.39	1.31		0	0	1.31	(-0.92)	Yes
J K Lakshmi Cement Ltd		137.57	127.54	10.02	29.91%	3	10.02		0	0	10.02	(-7.02)	Yes
MES Sgnr		6.22	6.04	0.18	29.91%	0.05	0.18		0	0	0.18	(-0.13)	Yes
MES Jaisalmer		16.36	15.17	1.19	29.91%	0.36	1.19		0	0	1.19	(-0.83)	Yes
MES Barmer		1.62	1.2	0.42	29.91%	0.13	0.42		0	0	0.42	(-0.29)	Yes
Ultra Tech Pali		65.13	49.58	15.55	29.91%	4.65	15.55		0	0	15.55	(-10.90)	Yes
Ambuja Cement		3.88	3.49	0.39	29.91%	0.12	0.39		0	0	0.39	(-0.27)	Yes
Associated Soap Stone Unit II		23.17	15.76	7.41	29.91%	2.22	7.44		0	0	7.44	(-5.22)	Yes
Fashion Suiting		5.94	4.1	1.84	29.91%	0.55	0.88		0	0	0.88	(-0.33)	Yes
Rajasthan Patrika Udaipur		0.25	0.1	0.15	29.91%	0.05	0.15		0	0	0.15	(-0.11)	Yes
Rajasthan Patrika Sikar		0.21	0.05	0.16	29.91%	0.05	0.16		0	0	0.16	(-0.11)	Yes
Hotel Hilltop		0.44	0.11	0.33	29.91%	0.1	0.33		0	0	0.33	(-0.23)	Yes
Fortune Hotel		0.13	0.02	0.11	29.91%	0.03	0.11		0	0	0.11	(-0.08)	Yes
A. k. Spintex		10.49	8.27	2.22	29.91%	0.66	2.03		0	0	2.03	(-1.37)	Yes
Pacific Industries		7.26	5.3	1.96	29.91%	0.59	1.96		0	0	1.96	(-1.37)	Yes
Gitanjali		8.57	4.98	3.59	29.91%	1.07	3.59		0	0	3.59	(-2.52)	Yes
Goyal Fashion Udaipur		4.86	2.97	1.89	29.91%	0.57	1.89		0	0	1.89	(-1.33)	Yes
Goyal Fashion Pushkar		1.97	1.16	0.81	29.91%	0.24	0.81		0	0	0.81	(-0.57)	Yes
Lakend Hotels		1.14	0.61	0.53	29.91%	0.16	0.53		0	0	0.53	(-0.37)	Yes
Rockwood Hotel		4.06	2.98	1.08	29.91%	0.32	1.07		0	0	1.07	(-0.75)	Yes
Esprit Stone Pvt Ltd		4.77	4.19	0.58	29.91%	0.17	0.57		0	0	0.57	(-0.40)	Yes
Vishnu Vivek Marbles		5.75	3.46	2.29	29.91%	0.69	2.29		0	0	2.29	(-1.61)	Yes

Total RPO Compliance Statement of CPP and OA consumers for F.Y 2024-25

Name	Financial Year	Total Actual Energy Consumption During the Year	Energy Consumption from Distribution Licensee	Energy Consumption from Sources other than Distribution Licensee	Target		Achievement						Whether State RPO Targets Fulfilled	
					RPO Target as stipulated by the MOP Order		Units consumed from Renewable Energy Sources		Units consumed from Sources of Renewable Energy for adjustment	REC Purchased to meet RPO	Total of Units consumed and REC to meet RPO	Deficit/(Surplus)		
					%	MU	MU	Source of RE	MU	MU	MU	MU		MU
	FY	MU	MU	MU	4	5=4*3	6		MU	MU	MU	MU	MU	Yes/No
		1	2	3=1-2					7	8	9=6+7+8	10=5-9		
Rajasthan Patrika Ajmer		0.19	0.07	0.12	29.91%	0.04	0.11		0	0	0.11	(-0.07)	Yes	
Rajasthan Patrika Bhilwara		0.17	0.07	0.1	29.91%	0.03	0.09		0	0	0.09	(-0.06)	Yes	
Monsoon Palace		1.79	1.18	0.61	29.91%	0.18	0.59		0	0	0.59	(-0.41)	Yes	
S.B. Mittal		1.06	0.49	0.57	29.91%	0.17	0.57		0	0	0.57	(-0.40)	Yes	
Ajmer Gases		2.37	1.76	0.61	29.91%	0.18	0.61		0	0	0.61	(-0.43)	Yes	
Indian phosphate		1.82	0.89	0.93	29.91%	0.28	0.93		0	0	0.93	(-0.65)	Yes	
Schloss Udaipur		3.6	2.07	1.53	29.91%	0.46	1.53		0	0	1.53	(-1.07)	Yes	
Shri Maruti Nandan		0.53	0.13	0.4	29.91%	0.12	0.4		0	0	0.4	(-0.28)	Yes	
HZL DEBARI		379.42	123.76	255.66	29.91%	76.44	54.58	thermal	201.08	0	255.66	(-179.22)	Yes	
HZL DARIBA		409.57	211.41	198.16	29.91%	59.25	149.28	thermal	48.88	0	198.16	(-138.91)	Yes	
HZL AGUCHA		348.38	117.28	231.1	29.91%	69.1	37.94	thermal	193.17	0	231.11	(-162.01)	Yes	
HZL CHANDERIYA		138.99	61.57	77.42	29.91%	23.15	65.34	thermal	12.08	0	77.42	(-54.27)	Yes	
Ambuja cement		41.15	28.91	12.24	29.91%	3.66	12.24		0	0	12.24	(-8.58)	Yes	
Ajanta soya ltd ,Bhiwadi		7.2	5.34	1.86	29.91%	0.56	1.86		0	0	1.86	(-1.31)	Yes	
Anokhi Builders		1.33	0.77	0.56	29.91%	0.17	0.56		0	0	0.56	(-0.39)	Yes	
Ashirwad Pipes Pvt Ltd		26.75	20.29	6.46	29.91%	1.93	6.46		0	0	6.46	(-4.53)	Yes	
M/s AU Small Finance Bank Ltd durgapura		0.27	0.16	0.11	29.91%	0.03	0.11		0	0	0.11	(-0.08)	Yes	
AU Small 0.2 malviya nagar		0.42	0.2	0.22	29.91%	0.07	0.22		0	0	0.22	(-0.15)	Yes	
M/s AU Small Finance Bank Ltd 0.7 Sitapura		1.54	0.78	0.77	29.91%	0.23	0.77		0	0	0.77	(-0.54)	Yes	
M/s Avon Chemical Industries		2.02	1.62	0.41	29.91%	0.12	0.41		0	0	0.41	(-0.28)	Yes	
Borosil Ltd.		52.96	45.77	7.19	29.91%	2.15	7.19		0	0	7.19	(-5.04)	Yes	
Borosil Ltd.		28.15	21.51	6.64	29.91%	1.99	6.64		0	0	6.64	(-4.65)	Yes	
M/s Boutique hotel India Pvt Ltd		5.66	4.06	1.6	29.91%	0.48	1.6		0	0	1.6	(-1.12)	Yes	
M/s Derewala Jewellery Manufacturing Pvt L		2.05	1.22	0.83	29.91%	0.25	0.83		0	0	0.83	(-0.58)	Yes	
DSL Infosys		0.96	0.49	0.47	29.91%	0.14	0.47		0	0	0.47	(-0.33)	Yes	

Total RPO Compliance Statement of CPP and OA consumers for F.Y 2024-25

Name	Financial Year	Total Actual Energy Consumption During the Year	Energy Consumption from Distribution Licensee	Energy Consumption from Sources other than Distribution Licensee	Target		Achievement						Whether State RPO Targets Fulfilled
					RPO Target as stipulated by the MOP Order		Units consumed from Renewable Energy Sources		Units consumed from Sources of Renewable Energy for adjustment	REC Purchased to meet RPO	Total of Units consumed and REC to meet RPO	Deficit/(Surplus)	
					%	MU	MU	Source of RE	MU	MU	MU	MU	
	FY	MU	MU	MU	4	5=4*3	6		7	8	9=6+7+8	10=5-9	Yes/No
		1	2	3=1-2									
Fruitful Buildcon Pvt Ltd		4.61	0.79	3.82	29.91%	1.14	3.82		0	0	3.82	(-2.68)	Yes
Globetrotters Education Pvt.Ltd.		3.56	1.94	1.62	29.91%	0.48	1.62		0	0	1.62	(-1.13)	Yes
M/s Hi Tech Gears		15	8.89	6.12	29.91%	1.83	6.12		0	0	6.12	(-4.29)	Yes
Hi Tech Engineering system pvt ltd		4.3	1.97	2.33	29.91%	0.7	2.33		0	0	2.33	(-1.63)	Yes
M/s Hi Tech Gears ltd 2.25		13.72	10.2	3.53	29.91%	1.06	3.53		0	0	3.53	(-2.47)	Yes
Hind Chemisales		8.4	4.58	3.82	29.91%	1.14	3.82		0	0	3.82	(-2.68)	Yes
M/s Inox Air products Pvt ltd		57.96	41.56	16.4	29.91%	4.91	16.4		0	0	16.4	(-11.50)	Yes
J S K Hotels Pvt Ltd		2.77	1.95	0.82	29.91%	0.25	0.82		0	0	0.82	(-0.57)	Yes
Jaies star Continental Hotels		1.9	1.08	0.83	29.91%	0.25	0.83		0	0	0.83	(-0.58)	Yes
Jaquar & Company Pvt Ltd		5.81	5.28	0.53	29.91%	0.16	0.53		0	0	0.53	(-0.37)	Yes
Jaquar & Company Pvt Ltd		6.93	6.04	0.89	29.91%	0.27	0.89		0	0	0.89	(-0.62)	Yes
Jaquar & Company Pvt Ltd		6.06	4.64	1.42	29.91%	0.43	1.42		0	0	1.42	(-1.00)	Yes
Jaquar & Company Pvt Ltd		29.67	22.91	6.76	29.91%	2.02	6.76		0	0	6.76	(-4.74)	Yes
Kiran Infra		4.24	3.69	0.54	29.91%	0.16	0.54		0	0	0.54	(-0.38)	Yes
M/s KSJN Chemicals Pvt Ltd		2.77	1.78	0.99	29.91%	0.3	0.99		0	0	0.99	(-0.69)	Yes
Mangla Ispat, Bagru		42.89	38.98	3.92	29.91%	1.17	3.92		0	0	3.92	(-2.75)	Yes
Mayank Sharma Enterprises Pvt Ltd		3.95	2.36	1.6	29.91%	0.48	1.6		0	0	1.6	(-1.12)	Yes
Meel Hotels Pvt Ltd		0.82	0.26	0.56	29.91%	0.17	0.56		0	0	0.56	(-0.39)	Yes
M/s Mukharji & Mukharji		1.62	0.25	1.37	29.91%	0.41	1.37		0	0	1.37	(-0.96)	Yes
Otsuka Chemicals,		42.63	27.9	14.74	29.91%	4.41	14.74		0	0	14.74	(-10.33)	Yes
Pardise mehak Properties LLP		0.44	0.16	0.28	29.91%	0.08	0.28		0	0	0.28	(-0.20)	Yes
Pardise Properties		1.39	0.74	0.65	29.91%	0.2	0.65		0	0	0.65	(-0.46)	Yes
Pinkcity Buildcon Pvt Ltd		2.82	1.49	1.32	29.91%	0.4	1.32		0	0	1.32	(-0.93)	Yes

Total RPO Compliance Statement of CPP and OA consumers for F.Y 2024-25

Name	Financial Year	Total Actual Energy Consumption During the Year	Energy Consumption from Distribution Licensee	Energy Consumption from Sources other than Distribution Licensee	Target		Achievement						Whether State RPO Targets Fulfilled
					RPO Target as stipulated by the MOP Order		Units consumed from Renewable Energy Sources		Units consumed from Sources of Renewable Energy for adjustment	REC Purchased to meet RPO	Total of Units consumed and REC to meet RPO	Deficit/(Surplus)	
					%	MU	MU	Source of RE	MU	MU	MU	MU	
	FY	MU	MU	MU	4	5=4*3	6		7	8	9=6+7+8	10=5-9	
M/s Poddar Pigments Ltd chaksu		2.42	0.98	1.45	29.91%	0.43	1.45		0	0	1.45	(-1.01)	Yes
M/s Poddar Pigments Ltd sitapura		5.46	3.65	1.81	29.91%	0.54	1.81		0	0	1.81	(-1.27)	Yes
Radhmohan Builders Pvt Ltd, Jaipur		2.11	0.59	1.52	29.91%	0.45	1.52		0	0	1.52	(-1.06)	Yes
Rajasthan Patrika, Alwar		0.2	0.03	0.16	29.91%	0.05	0.16		0	0	0.16	(-0.12)	Yes
Rajasthan Patrika, Jhalana 5E		1.17	0.61	0.56	29.91%	0.17	0.56		0	0	0.56	(-0.39)	Yes
Rajasthan Patrika, Jhalana 6E		1.3	0.42	0.89	29.91%	0.27	0.89		0	0	0.89	(-0.62)	Yes
Rajasthan Patrika, Jhotwara		1.09	0.39	0.71	29.91%	0.21	0.71		0	0	0.71	(-0.50)	Yes
Rajasthan Patrika, Kesargarh		0.15	0.02	0.13	29.91%	0.04	0.13		0	0	0.13	(-0.09)	Yes
Rajasthan Patrika, Kota		0.32	0.04	0.28	29.91%	0.08	0.28		0	0	0.28	(-0.20)	Yes
Rajasthan Patrika, Pratap Nagar		0.83	0.16	0.66	29.91%	0.2	0.66		0	0	0.66	(-0.47)	Yes
Serveall Land Developers (P.) Ltd, Jaipur		9.01	6.79	2.22	29.91%	0.66	2.22		0	0	2.22	(-1.56)	Yes
Shakun Plastics Pvt Ltd		0.31	0.07	0.24	29.91%	0.07	0.24		0	0	0.24	(-0.17)	Yes
Shivani Enclave Pvt. Ltd.		2.82	1.93	0.88	29.91%	0.26	0.88		0	0	0.88	(-0.62)	Yes
M/s Siegwark India Pvt Ltd		7	5.57	1.43	29.91%	0.43	1.43		0	0	1.43	(-1.00)	Yes
SSB Engineers Pvt Ltd		8.57	6.9	1.68	29.91%	0.5	1.68		0	0	1.68	(-1.18)	Yes
Step by Step Shiksha Samiti		1.21	0.41	0.8	29.91%	0.24	0.8		0	0	0.8	(-0.56)	Yes
TechnoCrats and Managers Society		1.59	1.02	0.57	29.91%	0.17	0.57		0	0	0.57	(-0.40)	Yes
Tirupati Plastomatics Pvt Ltd		4.27	3.73	0.53	29.91%	0.16	0.53		0	0	0.53	(-0.37)	Yes
Toyoda Gosei India Pvt Ltd		13.3	12.36	0.94	29.91%	0.28	0.94		0	0	0.94	(-0.66)	Yes

Total RPO Compliance Statement of CPP and OA consumers for F.Y 2024-25

Name	Financial Year	Total Actual Energy Consumption During the Year	Energy Consumption from Distribution Licensee	Energy Consumption from Sources other than Distribution Licensee	Target		Achievement						Whether State RPO Targets Fulfilled
					RPO Target as stipulated by the MOP Order		Units consumed from Renewable Energy Sources		Units consumed from Sources of Renewable Energy for adjustment	REC Purchased to meet RPO	Total of Units consumed and REC to meet RPO	Deficit/(Surplus)	
					%	MU	MU	Source of RE	MU	MU	MU	MU	
	FY	MU	MU	MU	4	5=4*3	6		7	8	9=6+7+8	10=5-9	Yes/No
		1	2	3=1-2									
Triton Hotels & resorts pvt ltd		9.03	6.74	2.29	29.91%	0.69	2.29		0	0	2.29	(-1.61)	Yes
Tulsi Palace Resort		6.73	4.46	2.27	29.91%	0.68	2.27		0	0	2.27	(-1.59)	Yes
M/s Vaibhav Global Pvt Ltd		1.39	0.09	1.31	29.91%	0.39	1.31		0	0	1.31	(-0.92)	Yes
M/s Vaibhav Global		3.68	1.38	2.31	29.91%	0.69	2.31		0	0	2.31	(-1.62)	Yes
M/s Vulcan Electro Controls Ltd		2.19	1.15	1.04	29.91%	0.31	1.04		0	0	1.04	(-0.73)	Yes

3.44 Analysis of Renewable Purchase Obligations (RPO) compliance for the State of Rajasthan

The RPO targets set by the Ministry of Power (MoP) for WPO, HPO, DRE and Other RPO Targets for FY 2024-25 were 0.67%, 0.38%, 1.5% and 27.35%, respectively. The RPO target specified by the State ERC in the “Rajasthan Electricity Regulatory Commission (Renewable Purchase Obligation) Regulations, 2023” dated 13.06.2023 for the FY 2024-25 the RPO targets for DISCOMs, Captive and Open Access consumers for FY 2024-25 for the Wind RPO, HPO and Other RPO compliance were 2.46%, 1.08% and 26.37% respectively.

The ERC has submitted RPO compliance data for FY 2024-25 vis-à-vis target specified by MoP and SERC with respect to the State DISCOMs, Open Access Consumers and Captive Users.

Distribution Licensees

It is observed that as against the targets specified by the MoP, for the FY 2024-25, the Jaipur, Ajmer and Jodhpur DISCOMs were able to comply with wind RPO target with a surplus of 92.53 MU, 75.46 MU and 85.20 MU respectively, no DISCOMs were able to comply with HPO and Other RPO Target and Ajmer and Jodhpur DISCOMs were able to comply with DRE Target with a surplus of 467.37 MU and 217.26 MU respectively.

It is observed that as against the targets specified by the SERC, all three DISCOMs were unable to comply the RPO target in the FY 2024-25.

The total RPO met by Jaipur, Ajmer and Jodhpur DISCOM is 20.47%, 22.39% and 21.80% with respect to target specified by the SERC and 20.06%, 21.95% and 21.35% with respect to the target specified by the MoP which is less than the consolidated target of 29.91% specified by the SERC and MoP.

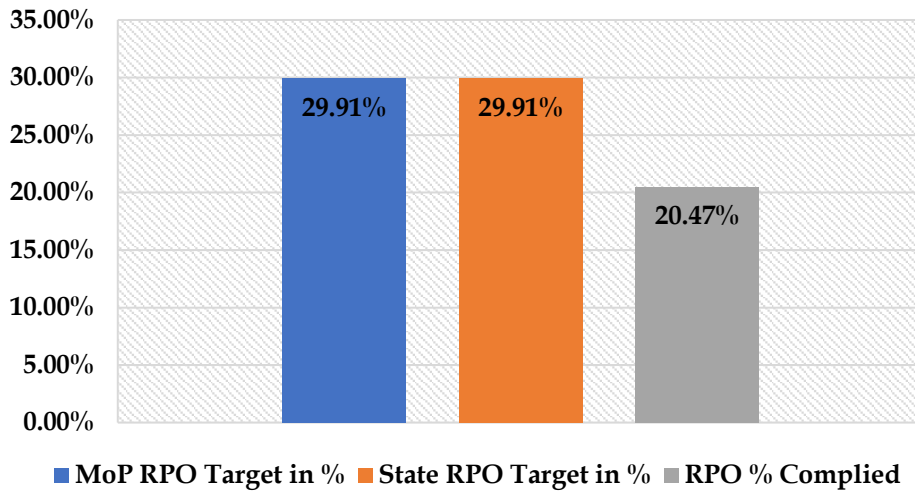
Open Access Consumers and Captive Users

It is observed that as against the targets specified by the MoP and SERC, all the OA Consumer and Captive Users were able to comply with the RPO target on a consolidated basis, excluding A.K. Sprintex (III part). Further, it is observed that the consumption of SHRI BALAJI INDUSTRIAL during FY 2024-25 was nil as per the submission made by SERC.

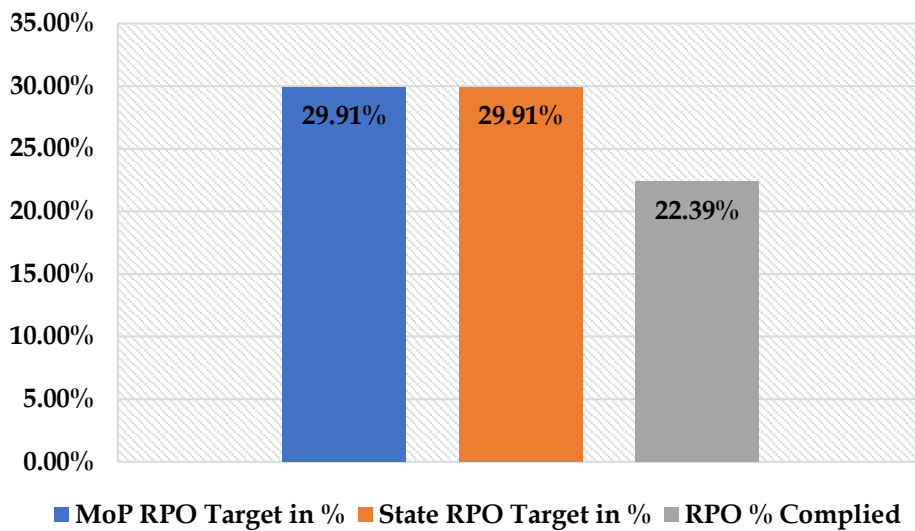
Graphical Representation of Compliance of DISCOM

The graphical representation of the RPO compliance of State DISCOM is shown below-

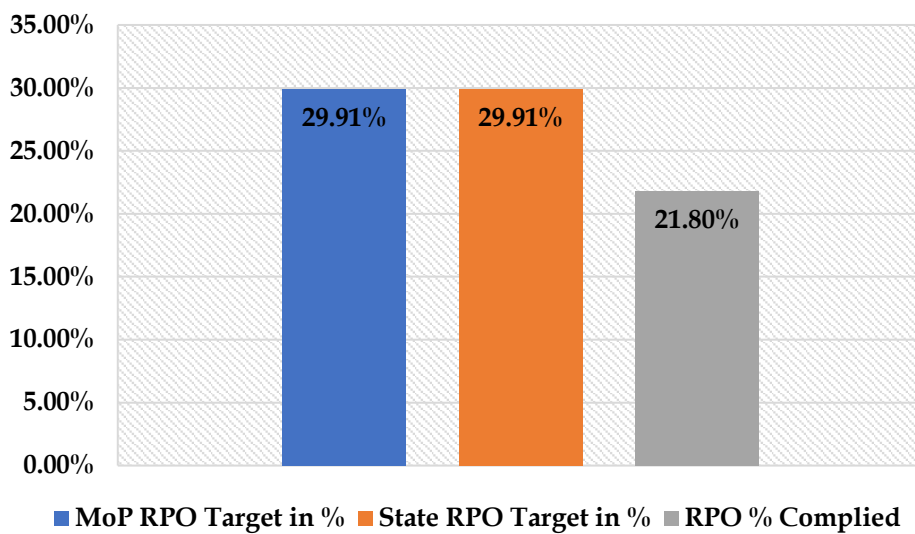
Jaipur



Ajmer



Jodhpur



3.45 Renewable Purchase Obligations (RPO) compliance for the State of Sikkim

- ❖ The State ERC of Sikkim has submitted RPO Compliance data vis-à-vis MoP and State Targets for DISCOM for the 2024-25. The RPO Compliance data as provided by the State Commission, is reproduced as under.

Actuals vis-à-vis MoP Target - DISCOM

Wind RPO Compliance Statement										
			Target		Achievement					
Name of DISCOM	Financial Year	Actual Energy Consumption During the Year	WPO Target		Wind Energy Consumed*	Excess HPO/Other RPO adjusted as allowed by MoP	Purchase of REC** if in future allowed to meet WPO	Total	Deficit/ (Surplus)	Whether MoP Targets Fulfilled
			for Financial Year as stipulated by the MoP							
	FY	(A)	(B)	[1=A*B]	(C)	(D)	(E)	[2]	[3]	
		(MU)	(%)	(MU)	(MU)	(MU)	(MU)	(MU)	(MU)	Yes
Power Department, Government of Sikkim	2024-25	684.18	0.67%	4.58	NIL	4.58***	NIL	4.58	0.00	Yes

Note:-* from Wind Power Projects (WPPs) commissioned after 31st March, 2024

**currently there is no specific mechanism to fulfill WPO through REC or any other product but if in future it is developed, the details are to provided.

Note: renewable energy consumption targets shall be met either directly or through Certificate in accordance with the Central Electricity Regulatory Commission (Terms and Conditions for Renewable Energy Certificates for Renewable Energy Generation) Regulations, 2022, published in the Gazette of India, Extraordinary, Part III, Section 4, dated the 24th May, 2022"

*** Excess Other RPO of 96.035 MUs available, from which 4.584 MUs used to fulfill Wind RPO

HPO RPO Compliance Statement											
			Target		Achievement						
Name of DISCOM	Financial Year	Actual Energy Consumption During the Year	HPO Target		Particulars	Hydro Energy Consumed	Excess WPO/Other RPO adjusted as allowed by MoP	Purchase of REC** if in future allowed to meet HPO	Total	Deficit/ (Surplus) as per MoP Target	Whether MoP Targets Fulfilled
			for Financial Year as stipulated by MoP								
	FY	(A)	(B)	[1=A*B]		(C)	(D)	(E)	[2]	[3]	
		(MU)	(%)	(MU)		(MU)	(MU)	(MU)	(MU)	(MU)	
Power Department, Government of Sikkim	2024-25	684.18	0.38	2.60	From Hydro Projects commissioned after the 31st March, 2024	NIL	2.60***	NIL	2.60	0.00	Yes

Note:-* from Hydro Power Projects [including Pump Storage Projects (PSPs) and Small Hydro Projects (SHPs)], commissioned after the 31st March, 2024 that qualify to meet HPO as per the MoP notification as applicable.

**Currently there is no specific mechanism to fulfil HPO from REC or any other product but if in future it is developed, the details are to provided.

Note: Renewable energy consumption targets shall be met either directly or through Certificate in accordance with the Central Electricity Regulatory Commission (Terms and Conditions for Renewable Energy Certificates for Renewable Energy Generation) Regulations, 2022, published in the Gazette of India, Extraordinary, Part III, Section 4, dated the 24th May, 2022"

*** Excess Other RPO of 96.035 MUS available, from which 2.60 MUs used to fulfil HPO RPO.

Distributed Renewable Energy RPO Compliance Statement								
			Target		Achievement			
Name of DISCOM	Financial Year	Actual Energy Consumption During the Year	Distributed Renewable Energy Target		Particulars	Energy Consumed from DRE Sources	Deficit/ (Surplus)	Whether MoP Targets Fulfilled
			for Financial Year as per MoP					(1-2)
	FY	(A)	(B)	[1=A*B]		[2]	[3]	
		MU	(%)	MU		MU	MU	
Power Department, Government of Sikkim	2024-25	684.18	0.75%	5.13	From renewable energy projects that are less than 10 MW in size	32.14	(27.09)	Yes

Other RPO Compliance Statement												
			Target		Achievement							
Name of DISCOM	Financial Year	Actual Energy Consumption During the 1st Qtr. FY2024-25	Other RPO Target		Particulars	Solar	Wind	Hydro	Other	Total	Deficit/ (Surplus)	Whether MoP Targets Fulfilled
			for Financial Year as stipulated by MoP									(C)
	FY	(A)	(B)	[1=A*B]		(C)	(D)	(E)	(F)	[2]	[3]	
		(MU)	(%)	(MU)		(MU)	(MU)	(MU)	(MU)	(MU)	(MU)	
Power Department, Government of Sikkim	2024-25	684.18	28.10	192.25	-	-	-	250.67###	37.62***	288.29	(96.04)	Yes

Note:-

*** Consumption from Small Hydropower Projects commissioned before 1st April 2024

Consumption from Large Hydro and Free Power commissioned before 1st April 2024

Actuals vis-à-vis State Target - DISCOM

Solar RPO Compliance Statement											
			Target		Achievement						
Name of Distribution Licensee	Financial Year	Actual Energy Consumption During the Year (Excluding consumption made from Hydro sources)	Solar RPO Target for the FY as stipulated by the State Commission Regulations/Order		Solar Energy consumed	Units consumed from Other Sources of Renewable Energy for adjustment. If allowed by SERC, Please Specify		REC purchased to meet Solar RPO	Total of Units consumed, and REC Purchased to meet Solar RPO	Deficit/ (Surplus)	Whether State Targets Fulfilled
			%	MU		Source of RE	MU				
	FY	MU	2	3=2*1	4		5	6	7=4+5+6	8=3-7	
Power Department, Government of Sikkim	2024-25	433.51	6.9	29.91	3.61	-	-	28.53	32.14	(2.23)	Yes

HPO Compliance Statement											
			Target		Achievement						
Name of Distribution Licensee	Financial Year	Actual Energy Consumption During the Year (Excluding consumption made from Hydro sources)	HPO Target for the FY as stipulated by the State Commission Regulations/Order		Hydro Energy Consumed	Units consumed from Other Sources of Renewable Energy for adjustment. If any, Please Specify		REC purchased to meet HPO	Total of Hydro Units consumed and REC Purchased to meet HPO	Deficit/ (Surplus)	Whether State Targets Fulfilled
			%	MU		Source of RE	MU				
	FY	MU	2	3=2*1	4		5	6	7=4+5+6	8=3-7	
Power Department, Government of Sikkim	2024-25	433.51	0.15	0.65	0	-	-	0.0007	0.0007	0.649	No

Other RPO Compliance Statement											
			Target		Achievement						
Name of Distribution Licensee	Financial Year	Actual Energy Consumption During the Year (Excluding consumption made from Hydro sources)	Other RPO Target for the FY as stipulated by the State Commission Regulations/Order		Units consumed from Other Renewable Energy Sources	Units consumed from Other Sources of Renewable Energy for adjustment.		REC purchased to meet other RPO	Total of Units consumed and REC to meet Other RPO	Deficit/ (Surplus)	Whether State Targets Fulfilled
			%	MU		Source of RE	MU				
	FY	MU	2	3=2*1	4		5	6	7=4+5+6	8=3-7	
Power Department, Government of Sikkim	2024-25	433.51	10.35	44.87	37.52	-	-	0.05	37.57	7.3	No

3.46 Analysis of Renewable Purchase Obligations (RPO) compliance for the State of Sikkim

The targets set by MoP for WPO, HPO, DRE and Other RPO targets for hilly/NE States for FY 2024-25 were 0.67%, 0.38%, 0.75% and 28.10%, respectively. Further, as per SSERC (Renewable Purchase Obligation and its Compliance) Regulations, 2022 the RPO targets for DISCOMs, Captive and Open Access consumers for FY 2024-25 for the Solar RPO, HPO and Other RPO compliance were 6.9%, 0.15% and 10.35% respectively.

The ERC has submitted RPO compliance data for 2024-25. Further, it is observed that data pertain to only State DISCOMs and no data with regard to Open Access and Captive consumers have been provided.

Distribution Licensee

Against the targets set by the MoP, the DISCOM was able to comply with all the RPO Targets for 2024-25 due to fungibility allowed. The total RPO met by the State DISCOM is 47.88% (including large Hydro commissioned before 1.04.2024) which also meets the overall compliance vis-à-vis the consolidated target of 29.91% specified by MoP.

Against the targets set by the State ERC, the State DISCOM was able to comply with the Solar RPO, however, the DISCOM was not able to comply with the HPO targets and Other RPO Targets. The total RPO met by the State DISCOM is 16.08% (excluding Large Hydro commissioned before 01.04.2024) which suggests on overall basis, the DISCOM fell short of consolidated target of 17.40% specified by the SERC.

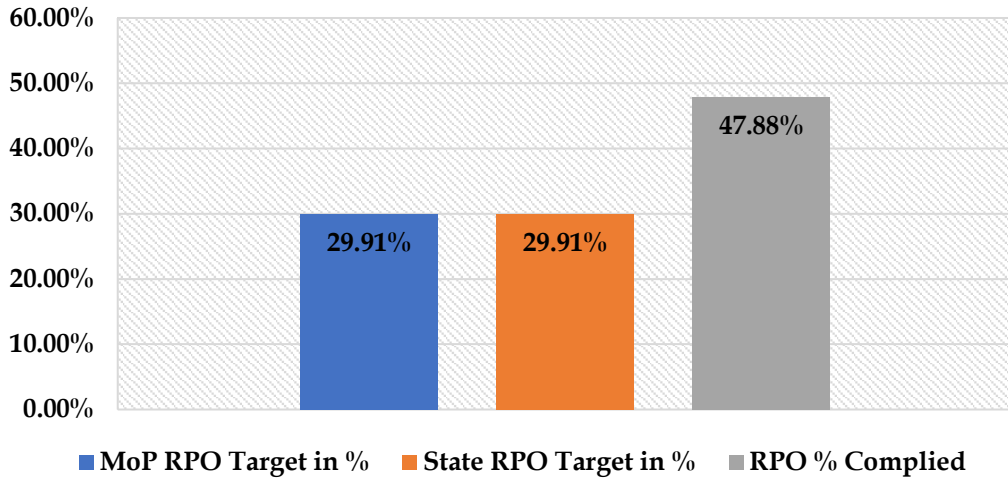
Open Access Consumers and Captive Consumers

In regard to OA and Captive Consumers, ERC has submitted that there are no OA and Captive Consumers obligated to meet RPO.

Graphical Representation of Compliance of DISCOM

The graphical representation of the RPO compliance of State DISCOM is shown below-

Power Department, GoS



3.47 Renewable Purchase Obligations (RPO) compliance for the State of Tripura

- ❖ The State ERC of Tripura has submitted RPO Compliance data vis-à-vis SERC Targets for FY 2024-25 for DISCOMs only. The RPO Compliance data as provided by the State Commission, is reproduced as under.

Actuals vis-à-vis SERC Target - DISCOMs

Solar RPO Compliance Statement												
NAME (Name of the Distribution Licensee) : Tripura State Electricity Corporation Limited												
Financial Year	Actual Energy Consumption during the Year			Target		Achievement						
	Hydro	Thermal	Total	Solar RPO Target for the FY as stipulated by the State Commissions / Other		Solar Energy Consumed	Units consumed from Other Sources of Renewable Energy for adjustment. If allowed by SERC, Please Specify		REC Purchased to meet Solar RPO	Total of Units consumed and REC Purchased to Meet Solar RPO	Deficit / (Surplus)	Weather State Targets Fulfilled
FY/Qtr.	MU	MU	MU	%	MU	MU	Source of RE	MU	MU	MU	MU	Yes/No
		1		2	3=2*1	4		5	6	7=4+5+6	8=3-7	
2024-25	258.98	1573.41	1,832.39	9.00%	141.61	13.91		0.00	0.00	13.91	127.69	No

Other RPO Compliance Statement												
NAME (Name of the Distribution Licensee) : Tripura State Electricity Corporation Limited												
Financial Year	Actual Energy Consumption during the Year			Target		Achievement						
	Hydro	Thermal	Total	Other RPO Target for the FY as stipulated by the State Commissions / Other		Units Consumed from Other Renewable Energy Sources	Units consumed from Other Sources of Renewable Energy for adjustment.		REC Purchased to meet Other RPO	Total of Units consumed and REC Purchased to Meet Other RPO	Deficit / (Surplus)	Weather State Targets Fulfilled
FY/Qtr.	MU	MU	MU	%	MU	MU	Source of RE	MU	MU	MU	MU	Yes/No
		1		2	3=2*1	4		5	6	7=4+5+6	8=3-7	
2024-25	258.98	1573.41	1,832.39	6.00%	94.40	20.41		0.00	0.00	20.41	73.99	No

3.48 Analysis of Renewable Purchase Obligations (RPO) compliance for the State of Tripura

The RPO targets set by the Ministry of Power (MoP) for WPO, HPO, DRE and Other RPO Targets for FY 2024-25 were 0.67%, 0.38%, 1.5% and 27.35%, respectively. The State ERC in the “Tripura Electricity Regulatory Commission Renewable Energy Regulation (Multi Year Tariff), 2015” dated 16.10.2015 the RPO targets for Obligated Entity for FY 2024-25 for the Solar RPO, Non-Solar RPO compliance were 9% and 6% respectively.

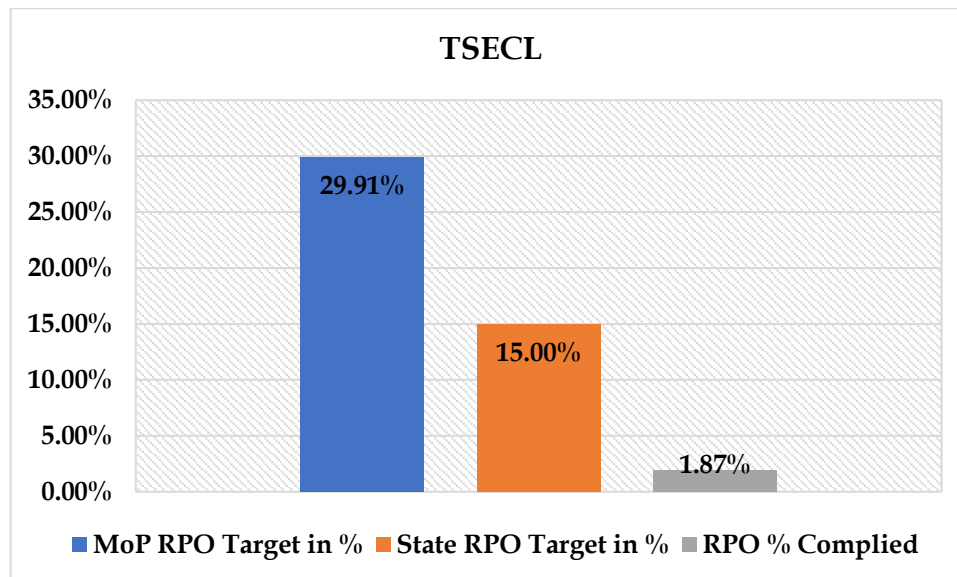
The ERC has submitted RPO compliance data for FY 2024-25 vis-à-vis target specified by SERC with respect to the State DISCOMs, whereas the ERC has not provided the data related to RPO compliance with respect to the MoP and data related to Open Access Consumers and Captive Users.

Distribution Licensees

It is observed that as against the targets specified by the SERC, the Tripura State Electricity Corporation Limited in the FY 2024-25 failed to comply with the category wise Solar and Other RPO Target. The total RPO met by Tripura State Electricity Corporation Limited is 1.87% which suggests on overall basis, the DISCOM fell short of the consolidated target of 15.00% specified by the State ERC.

Graphical Representation of Compliance of DISCOM

The graphical representation of the RPO compliance of State DISCOM is shown below-



3.49 Renewable Purchase Obligations (RPO) compliance for the State of Uttarakhand

- ❖ The State ERC of Uttarakhand has submitted RPO Compliance data vis-à-vis the State and MoP Targets for DISCOM, OA and Captive Users for 2024-25. The RPO Compliance data as provided by the State Commission, is reproduced as under.

Actuals vis-à-vis MoP Target - DISCOM

Wind RPO Compliance Statement										
DISCOM	Financial Year	Actual Energy Consumption During the Year	Target		Wind Energy Consumed	Excess HPO/Other RPO adjusted as allowed by MoP	Purchase of REC if in future allowed to meet WPO	Total (C+D+E)	Deficit/(Surplus) [1-2]	Whether MoP Fulfilled Yes/No
			WPO Target							
			for Financial Year as stipulated by the MoP							
	FY	(A)	(B)	[1=A*B]	(C)	(D)	(E)	[2]	[3]	
		(MU)	%	(MU)	(MU)	(MU)	(MU)	(MU)	(MU)	
UPCL	2024-25	17,286	0.67%	116	133	14	0	147	(32)	YES

Hydro RPO Compliance Statement											
DISCOM	Financial Year	Actual Energy Consumption During the Year	Target		Particulars	Hydro Energy Consumed	Excess WPO/Other RPO adjusted as allowed by MoP	Purchase of REC if in future allowed to meet HPO	Total (C+D+E)	Deficit/(Surplus) [1-2]	Whether MoP Targets Fulfilled Yes/No
			HPO Target								
			for Financial Year as stipulated by MoP								
	FY	(A)	(B)	[1=A*B]	(C)	(D)	(E)	[2]	[3]		
		(MU)	0.38%	(MU)	(MU)	(MU)	(MU)	(MU)	(MU)		
UPCL	2024-25	17,286	0.38%	66	From Hydro Projects commissioned after the 31st March, 2024	236	0	0	236	(171)	YES

Distributed Renewable Energy RPO Compliance Statement										
DISCOM	Financial Year	Actual Energy Consumption During the Year	Target		Particulars	Energy Consumed from DRE/ Solar Sources	Deficit/(Surplus) (1-2)	Whether MoP Targets Fulfilled Yes/No		
			Distributed Renewable Energy Target							
			for Financial Year as per MoP							
	FY	(A)	(B)	[1=A*B]	(C)	[2]				
		(MU)	%	(MU)	(MU)	(MU)				
UPCL	2024-25	17,286	0.75%	130	From renewable energy projects that are less than 10 MW in size	498.57	(368.93)	YES		

Other RPO Compliance Statement

		Target			Achievement							
DISCOM	Financial Year	Actual Energy Consumption During the Year	Other RPO Target		Particulars	Wind	Hydro	DRE	Other	Total	Deficit/(Surplus)	Whether MoP Targets Fulfilled
			for Financial Year as stipulated by MoP							(C+D+E+F)	[1-2]	Yes/No
			FY	(A)						(B)	[1=A*B]	[2]
		(MU)	%	(MU)	(C)	(D)	(E)	(F)	(MU)	(MU)		
UPCL	2024-25	17,286	28.10%	4,857	-	64	37	178	9,138	9417	(4560)	YES

Actuals vis-à-vis SERC Target - DISCOM

Wind RPO Compliance Statement

NAME: UPCL

		Target		Achievement						
Financial Year	Actual Energy Consumption During the Year	Wind RPO Target for the FY as stipulated by the State Commission Regulations/Order		Wind Energy Consumed	Units consumed from Other Sources of Renewable Energy for adjustment. If allowed by SERC, Please Specify		Purchase of REC if in future allowed to meet WPO	Total of Units consumed and REC purchased to meet Wind RPO	Deficit/(Surplus)	Whether State Targets Fulfilled
FY	MU	0.67%	MU	MU	Source of RE	MU	MU	MU	MU	Yes/No
	1	2	3=2*1	4		5	6	7=4+5+6	8=3-7	
2024-25	17286	0.67%	115.82	148.76	NA	0	0	148.76	(32.94)	Yes

HPO Compliance Statement

NAME: UPCL

		Target		Achievement						
Financial Year	Actual Energy Consumption During the Year	HPO Target for the FY as stipulated by the State Commission Regulations/Order		Hydro Energy Consumed	Units consumed from Other Sources of Renewable Energy for adjustment. If any, Please Specify		REC purchased to meet HPO	Total of Hydro Units consumed and REC Purchased to meet HPO	Deficit/(Surplus)	Whether State Targets Fulfilled
FY	MU	1.08%	MU	MU	Source of RE	MU	MU	MU	MU	Yes/No
	1	2	3=2*1	4		5	6	7=4+5+6	8=3-7	
2024-25	17286	0.38%	65.69	278.5	NA	0	0	278.5	(212.81)	Yes

Distributed Renewable Energy (DRE) RPO Compliance Statement

NAME: UPCL								
Financial Year	Actual Energy Consumption During the Year	Energy Consumption from Distribution Licensee	Energy Consumption from Sources other than Distribution Licensee	Target		Achievement		
				DRE Target for the FY as stipulated by the State Commission Regulations/Order		Units consumed from DRE Sources	Deficit/(Surplus)	Whether State Targets Fulfilled
FY	MU	MU	MU	%	MU	MU	MU	Yes/No
	1	2	3=1-2	4	5=4*3	6	7=5-6	
2024-25	17286	0	17286	0.75%	129.64	518.08	(388.43)	Yes

Other RPO Compliance Statement

NAME: UPCL										
Financial Year	Actual Energy Consumption During the Year	Target			Achievement					
		Other RPO Target for the FY as stipulated by the State Commission Regulations/Order			Units consumed from Other Renewable Energy Sources	Units consumed from Other Sources of Renewable Energy for adjustment. If any, Please Specify		REC Purchased to meet other RPO	Total of Units consumed and REC to meet Other RPO	Deficit/(Surplus)
FY	MU	%	MU	MU	Source of RE	MU	MU	MU	MU	Yes/No
	1	2	3=2*1	4		5	6	7=4+5+6	8=3-7	
2024-25	17286	28.10%	4857.37	5832.34	NA	0	0	5832.34	(974.97)	Yes

Actuals vis-à-vis MoP Target - Captive User and OA

Wind RPO Compliance Statement

NAME: Captive Users and OA											
Financial Year	Total Consumption	Consumption from Distribution Licensee	Consumption from Sources other than Distribution Licensee	Target		Wind Energy Consumed	Excess HPO/Other RPO adjusted as allowed by MoP	Purchase of REC if in future allowed to meet WPO	Total	Deficit/(Surplus)	Whether MoP Targets Fulfilled
				WPO Target							(E)
FY	(A)	(B)	(C) = (A)-(B)	(D)	[1=C*D]	(E)	(F)	(G)	[2]	[3]	
	(MU)	(MU)	(MU)	0.67%	(MU)	(MU)	(MU)	(MU)	(MU)	(MU)	
2024-25	851.28	589.75	261.50	0.67%	1.752	0.00	0.34	0.06	0.41	1.35	NO

HPO RPO Compliance Statement

NAME: Captive Users and OA												
				Target		Achievement						
Financial Year	Total Consumption	Consumption from Distribution Licensee	Consumption from Sources other than Distribution Licensee	HPO		Particulars	Hydro Energy Consumed	Excess WPO/Other RPO adjusted as allowed by MoP	Purchase of REC if in future allowed to meet HPO	Total	Deficit/(Surplus)	Whether MoP Targets Fulfilled
				for Financial Year as stipulated by MoP						(E+F+G)	[1-2]	Yes/No
FY	(A)	(B)	(C) = (A)-(B)	(D)	[1=C*D]		(E)	(F)	(G)	[2]	[3]	
	(MU)	(MU)	(MU)	0.38%	(MU)		(MU)	(MU)	(MU)	(MU)	(MU)	
2024-25	851.28	589.75	261.53	0.38%	0.994	From HPs commissioned after the 31st March, 2024	1.27	0.06	0.31	1.64	(0.65)	YES

Distributed Renewable Energy RPO Compliance Statement

NAME: Captive Users and OA												
				Target		Achievement						
Financial Year	Total Consumption	Consumption from Distribution Licensee	Consumption from Sources other than Distribution Licensee	Distributed Renewable Energy Target		Particulars	Energy Consumed from DRE Sources	Deficit/(Surplus)		Whether MoP Targets Fulfilled		
				for Financial Year as stipulated by MoP				(1-2)	Yes/No			
FY	(A)	(B)	(C) = (A)-(B)	(D)	[1=C*D]		[2]	[3]				
	(MU)	(MU)	(MU)	0.75%	(MU)		(MU)	(MU)				
2024-25	851.28	589.75	261.53	0.75%	1.96	From renewable energy projects that are less than 10 MW in size	85.58	(83.62)	Yes			

Other RPO Compliance Statement (2024-25)

NAME: Name of OA Consumers/Captive Users															
					Target		Achievement								
Open Access Consumers	Financial Year	Total Consumption	Consumption from Distribution Licensee	Consumption from Sources other than Distribution Licensee	Other RPO Target		Particulars	Solar	Wind	Hydro	DRE	Other	Total	Deficit/(Surplus)	Whether MoP Targets Fulfilled
					for Financial Year as stipulated by MoP								(E+F+G+H+I)	[1-2]	Yes/No
	FY	(A)	(B)	(C) = (A)-(B)	(D)	[1=C*D]		(E)	(F)	(G)	(H)	(I)	[2]	[3]	

		(MU)	(MU)	(MU)	(%)	(MU)		(MU)	(MU)	(MU)	(MU)	(MU)	(MU)	(MU)	
OA Consumers	2024-25	851.28	589.75	261.53	28.10%	73.49		2.64	0.09	0.04	0.00	4.89	7.67	65.83	No

Actuals vis-à-vis SERC Target - Captive User and OA

Wind RPO Compliance Statement													
NAME: Captive Users													
				Target		Achievement							
Financial Year	Total Energy Consumption During the Year	Energy Consumption from Distribution Licensee	Energy Consumption from Sources other than Distribution Licensee	Wind RPO Target for the FY as stipulated by the State Commission Regulations/Order		Wind Energy Consumed	Units consumed from Other Sources of Renewable Energy for adjustment. If allowed by SERC, Please Specify		REC purchased to meet Wind RPO	Total of Units consumed and REC purchased to meet Wind RPO	Deficit/(Surplus)	Whether State Targets Fulfilled	
FY	MU	MU	MU	%	MU	MU	Source of RE	MU	MU	MU	MU	MU	Yes/No
	1	2	3=1-2	4	5=4*3	6		7	8	9=6+7+8	10=5-9		
2024-25	851.28	589.75	261.53	0.67%	1.75	0	NA	0	0.01	0.01	1.74	No	

HPO Compliance Statement													
NAME: Captive Users													
				Target		Achievement							
Financial Year	Total Actual Energy Consumption During the Year	Energy Consumption from Distribution Licensee	Energy Consumption from Sources other than Distribution Licensee	HPO Target for the FY as stipulated by the State Commission Regulations/Order		Hydro Energy Consumed	Units consumed from Other Sources of Renewable Energy for adjustment. If any, Please Specify		REC purchased to meet HPO	Total of Hydro Units consumed and REC Purchased to meet HPO	Deficit/(Surplus)	Whether State Targets Fulfilled	
FY	MU	MU	MU	%	MU	MU	Source of RE	MU	MU	MU	MU	MU	Yes/No
	1	2	3=1-2	4	5=4*3	6		7	8	9=6+7+8	10=5-9		
2024-25	851.28	589.75	261.53	0.38%	0.99	0	NA	0	0.02	0.02	0.97	No	

Distributed Renewable Energy (DRE) RPO Compliance Statement													
NAME: Captive Users													
				Target		Achievement							
Financial Year	Actual Energy Consumption During the Year	Energy Consumption from Distribution Licensee	Energy Consumption from Sources other than Distribution Licensee	DRE Target for the FY as stipulated by the State Commission Regulations/Order		Units consumed from DRE Sources		Deficit/(Surplus)			Whether State Targets Fulfilled		
FY	MU	MU	MU	%	MU	MU	MU	MU	MU	MU	MU	Yes/No	

	1	2	3=1-2	4	5=4*3	6	7=5-6	
2024-25	851.28	589.75	261.53	0.75%	1.96	3.96	(2.01)	Yes

Other RPO Compliance Statement

NAME: Captive Users

				Target		Achievement						
Financial Year	Total Actual Energy Consumption During the Year	Energy Consumption from Distribution Licensee	Energy Consumption from Sources other than Distribution Licensee	Other RPO Target for the FY as stipulated by the State Commission Regulations/Order		Units consumed from Other Renewable Energy Sources	Units consumed from Other Sources of Renewable Energy for adjustment. If any, Please Specify		REC Purchased to meet other RPO	Total of Units consumed and REC to meet Other RPO	Deficit/(Surplus)	Whether State Targets Fulfilled
FY	MU	MU	MU	%	MU	MU	Source of RE	MU	MU	MU	MU	Yes/No
	1	2	3=1-2	4	5=4*3	6		7	8	9=6+7+8	10=5-9	
2024-25	851.28	589.75	261.53	28.10%	73.49	1.8	NA	1.53	10.46	13.8	59.70	No

3.50 Analysis of Renewable Purchase Obligations (RPO) compliance for the State of Uttarakhand

The targets set by MoP for WPO, HPO, DRE and Other RPO targets for hilly States for FY 2024-25 were 0.67%, 0.38%, 0.75% and 28.10%, respectively. Further, as per UERC (Tariff and Other Terms for Supply of Electricity from Renewable Energy Sources and non-fossil fuel based Co-generating Stations) (First Amendment) Regulations, 2024 the RPO targets for DISCOMs, Captive and Open Access consumers for FY 2024-25 for the WPO, HPO, DRE and Other RPO targets for FY 2024-25 were 0.67%, 0.38%, 0.75% and 28.10% respectively. It is however observed that though the percentage RPO is same, the conditions for Hydro Power plant that can meet HPO is specified differently in the State Regulations.

The ERC has submitted RPO compliance data for FY 2024-25 pertains to State DISCOM, OA and Captive User vis-à-vis both MoP and SERC Targets.

Distribution Licensees

It is observed that UPCL was able to fulfil the category wise target specified by the MoP for FY 2024-25. The total RPO met by UPCL is 59.58% which is more than the consolidated target of 29.91% specified by MoP.

When compared to the target specified by the State ERCs, the Distribution Licensee (UPCL) was also able to meet the State specific target.

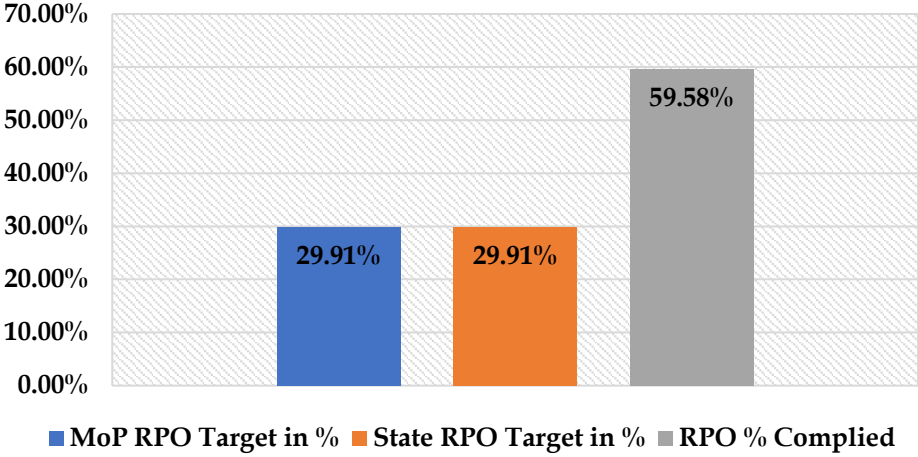
Open Access Consumers and Captive Users

In regard to targets specified by MOP, OA and Captive Users were only able to comply with the HPO and DRE target, whereas with respect to ERC targets, they have complied with DRE target only.

Graphical Representation of Compliance of DISCOM

The graphical representation of the RPO compliance of State DISCOM is shown below-

UPCL



3.51 Renewable Purchase Obligations (RPO) compliance for the State of Tamil Nadu

- ❖ The State ERC of Tamil Nadu has submitted RPO Compliance data vis-à-vis State and MoP Targets for DISCOM, OA Consumer and Captive Users for the 2024-25. The RPO Compliance data as provided by the State Commission, is reproduced as under.

Actuals vis-à-vis MoP Target - DISCOM

Wind RPO Compliance Statement									
Name of Distribution Licensee: TNPDC									
		Target		Achievement					
Financial Year	Actual Energy Consumption During the Year	WPO Target for Financial Year as stipulated by the MoP		Wind Energy Consumed	Excess HPO/Other RPO adjusted as allowed by MoP	Purchase of REC if in future allowed to meet WPO	Total	Deficit/ (Surplus)	Whether MoP Target fulfilled
FY	(A)	(B)	[1=A*B]	(C)	(D)	(E)	[2]=(C+D+E)	[3] = [1-2]	Yes/No
	(MU)	(%)	(MU)	(MU)	(MU)	(MU)	(MU)	(MU)	
2024-25	140014	0.67%	938.09	331.33	0	0	331.33	606.76	No

HPO RPO Compliance Statement										
Name of Distribution Licensee: TNPDC										
		Target		Achievement						
Financial Year	Actual Energy Consumption During the Year	HPO Target for Financial Year as stipulated by MoP		Particulars	Hydro Energy Consumed	Excess WPO/Other RPO adjusted as allowed by MoP	Purchase of REC if in future allowed to meet HPO	Total	Deficit/ (Surplus)	Whether MoP Target fulfilled
FY	(A)	(B)	[1=A*B]		(C)	(D)	(E)	[2] = (C+D+E)	[3]=[1-2]	Yes/No
	(MU)	(%)	(MU)		(MU)	(MU)	(MU)	(MU)	(MU)	
2024-25	140014	0.38%	532.05	From Hydro Projects commissioned after the 31st March, 2024	0	0	0	0	532.05	No

Distributed Renewable Energy RPO Compliance Statement									
Name of Distribution Licensee: TNPDC									
		Target		Achievement					
Financial Year	Actual Energy Consumption During the Year	Distributed Renewable Energy Target for Financial Year as per MoP		Particulars	Energy Consumed from DRE Sources	Unfulfilled/ (Surplus) as per MoP Target		Whether MoP Target fulfilled	
FY	(A)	(B)	[1=A*B*10^6]		[2]	[3]=(1-2)		Yes/No	
	MU	(%)	kWh		kWh	kWh			

2024-25	140014	1.50%	2100206194.7	From renewable energy projects that are less than 10 MW in size	1022440000	1077766194.7	No
---------	--------	-------	--------------	---	------------	--------------	----

Other RPO Compliance Statement

Name of Distribution Licensee: TNPDCI											
		Target		Achievement							
Financial Year	Actual Energy Consumption During the Year	Other RPO Target for Financial Year as stipulated by MoP		Particulars	Solar	Wind	Hydro	Other (PLs. Specify)	Total	Unfulfilled/ (Surplus) as per MoP Target	Whether MoP Target fulfilled
		(B)	[1=A*B]		(C)	(D)	(E)	(F)	(C+D+E+F)	[1-2]	Yes/No
FY	(A)	(B)	[1=A*B]		(C)	(D)	(E)	(F)	[2]	[3]	
	(MU)	(%)	(MU)		(MU)	(MU)	(MU)	(MU)	(MU)	(MU)	
Total	140014	27.35%	38294		14,762	11,915	4,828	463	31968	6326	No

Actuals vis-à-vis State Target - DISCOM

Wind RPO Compliance Statement

Name of Distribution Licensee: TNPDCI										
		Target		Achievement						
Financial Year	Actual Energy Consumption During the Year	Wind RPO Target for the FY as stipulated by the State Commission Regulations/Order		Wind Energy Consumed	Units consumed from Other Sources of Renewable Energy for adjustment. If allowed by SERC, Please Specify		Purchase of REC if in future allowed to meet WPO	Total of Units consumed and REC purchased to meet Wind RPO	Deficit/(Surplus)	Whether State Targets Fulfilled
		%	MU		Source of RE	MU				
FY	MU	%	MU	MU	Source of RE	MU	MU	MU	MU	Yes/No
	1	2	3=2*1	4		5	6	7=4+5+6	8=3-7	
Total	1,40,014	2.46%	3444.34	331.33	0	0	0	331.33	3113.01	No

HPO Compliance Statement

Name of Distribution Licensee: TNPDCI										
		Target		Achievement						
Financial Year	Actual Energy Consumption During the Year	HPO Target for the FY as stipulated by the State Commission Regulations/Order		Hydro Energy Consumed	Units consumed from Other Sources of Renewable Energy for adjustment. If any, Please Specify		REC purchased to meet HPO	Total of Hydro Units consumed and REC Purchased to meet HPO	Deficit/(Surplus)	Whether State Targets Fulfilled
		%	MU		Source of RE	MU				

FY	MU	%	MU	MU	Source of RE	MU	MU	MU	MU	Yes/No
	1	2	3=2*1	4		5	6	7=4+5+6	8=3-7	
Total	1,40,014	1.08%	1512.15	0	0	0	0	0	1512.15	No

Other RPO Compliance Statement

Name of Distribution Licensee: TNPDC

		Target		Achievement						
Financial Year	Actual Energy Consumption During the Year	Other RPO Target for the FY as stipulated by the State Commission Regulations/Order		Units consumed from Other Renewable Energy Sources	Units consumed from Other Sources of Renewable Energy for adjustment. If any, Please Specify		REC Purchased to meet other RPO	Total of Units consumed and REC to meet Other RPO	Deficit/(Surplus)	Whether State Other Renewable Energy Targets Fulfilled
FY	MU	%	MU	MU	Source of RE	MU	MU	MU	MU	Yes/No
	1	2	3=2*1	4		5	6	7=4+5+6	8=3-7	
Total	1,40,014	26.37%	36921.62	31968	0	0	0	31968	4953.49	No

Actuals vis-à-vis MoP Target - OA/Captive Consumers

Wind RPO Compliance Statement

NAME: Name of OA Consumers/Captive Users (Tamil Nadu) (for Q1, Q2,Q3 & Q4 of FY 2024-25)

		Target		Achievement							
Financial Year	Total Consumption	Consumption from Distribution Licensee	Consumption from Sources other than Distribution Licensee	WPO Target For Financial Year as stipulated by MoP		Wind Energy Consumed	Excess HPO/Other RPO adjusted as allowed by MoP	Purchase of REC if in future allowed to meet WPO	Total	Unfulfilled/ (Surplus) as per MoP Target	Whether State Targets Fulfilled
FY	(A)	(B)	(C) = (A)-(B)	(D)	[1=C*D]	(E)	(F)	(G)	[2]=(E+F+G)	[3] = [1-2]	Yes/No
	(MU)	(MU)	(MU)	(%)	(MU)	(MU)	(MU)	(MU)	(MU)	(MU)	
Total***	11275.60	2155.43	9120.16	0.67%	61.10	2711.93			2711.93	(2650.82)	Yes

NOTE
1.The Hon'ble High Court of Madras issued stay for implementing TNERC RPO Regulations in W.P.No. 4558 of 2012 and Ors filed by various captive and third party consumers
2.Total Wind Generation Considered.
3.REC Purchase details has to be collected from Open Access consumers subject to outcome of High Court Case.

HPO RPO Compliance Statement

NAME: Name of OA Consumers/Captive Users (Tamil Nadu) (for Q1, Q2,Q3 & Q4 of FY 2024-25)

	Target	Achievement
--	--------	-------------

Financial Year	Total Consumption	Consumption from Distribution Licensee	Consumption from Sources other than Distribution Licensee	HPO		Particulars	Hydro Energy Consumed	Excess WPO/Other RPO adjusted as allowed by MoP	Purchase of REC if in future allowed to meet HPO	Total	Unfulfilled/ (Surplus) as per MoP Target
				for Financial Year as stipulated by MoP						(E+F+G)	[1-2]
FY	(A)	(B)	(C) = (A)-(B)	(D)	[1=C*D]		(E)	(F)	(G)	[2]	[3]
	(MU)	(MU)	(MU)	(%)	(MU)		(MU)	(MU)	(MU)	(MU)	(MU)
Total***	11275.60	2155.43	9120.16	0.38%	34.66		0.00			0.00	34.66
Note.	1.The Hon'ble High Court of Madras issued stay for implementing TNERC RPO Regulations in W.P.No. 4558 of 2012 and Ors filed by various captive and third party consumers 2.REC Purchase details has to be collected from Open Access consumers subject to outcome of High Court Case.										

Distributed Renewable Energy RPO Compliance Statement

NAME: Name of OA Consumers/Captive Users (Tamil Nadu) (for Q1, Q2, Q3 & Q4 of FY 2024-25)

Financial Year	Total Consumption	Consumption from Distribution Licensee	Consumption from Sources other than Distribution Licensee	Target		Particulars	Energy Consumed from DRE Sources	Unfulfilled/ (Surplus) as per MoP Target	Whether State Targets Fulfilled
				for Financial Year as stipulated by MoP				(1-2)	Yes/No
FY	(A)	(B)	(C) = (A)-(B)	(D)	[1=C*D*10^6]		[2]	[3]	
	(MU)	(MU)	(MU)	(%)	(kWh)		(kWh)	(kWh)	
Total***	11275.60	2155.43	9120.16	1.50%	136.80		0.00	136.80	No
NOTE	1.The Hon'ble High Court of Madras issued stay for implementing TNERC RPO Regulations in W.P.No. 4558 of 2012 and Ors filed by various captive and third party consumers 2.DRE DETAILS HAS TO BE COLLECTED FROM OPEN ACCESS CONSUMERS SUBJECT TO OUTCOME OF HIGH COURT CASE.								

Other RPO Compliance Statement

NAME: Name of OA Consumers/Captive Users (Tamil Nadu) (for Q1, Q2, Q3 & Q4 of FY 2024-25)

Financial Year	Total Consumption	Consumption from Distribution Licensee	Consumption from Sources other than Distribution Licensee	Target		Particulars	Solar	Wind	Hydro	Other (PLs. Specify)	Total	Unfulfilled/ (Surplus) as per MoP Target	Whether State Targets Fulfilled
				for Financial Year as stipulated by MoP							(E+F+G+H)	[1-2]	Yes/No
FY	(A)	(B)	(C) = (A)-(B)	(D)	[1=C*D]		(E)	(F)	(G)	(H)	[2]	[3]	
	(MU)	(MU)	(MU)	(%)	(MU)		(MU)	(MU)	(MU)	(MU)	(MU)	(MU)	
Total***	11275.60	2155.43	9120.16	27.35%	2494.36		2328.931	2711.93	0.00	144.65	5185.52	(2691.15)	Yes

Note	1.The Hon'ble High Court of Madras issued stay for implementing TNERC RPO Regulations in W.P.No. 4558 of 2012 and Ors filed by various captive and third party consumers . 2.Total Wind Generation Considered 3.Others include Cogen and Bio Mass Generation.
------	---

Actuals vis-à-vis SERC Target - OA/Captive Consumers

Wind RPO Compliance Statement

NAME: Name of OA Consumers/Captive Users (Tamil Nadu) (for Q1, Q2,Q3 & Q4 of FY 2024-25)

Financial Year	Total Energy Consumption During the Year	Energy Consumption from Distribution Licensee	Energy Consumption from Sources other than Distribution Licensee	Target		Achievement						
				Wind RPO Target for the FY as stipulated by the State Commission Regulations/Order	Wind Energy Consumed	Units consumed from Other Sources of Renewable Energy for adjustment. If allowed by SERC, Please Specify	REC purchased to meet Wind RPO	Total of Units consumed and REC purchased to meet Wind RPO	Deficit/ (Surplus)	Whether State Targets Fulfilled		
FY	MU	MU	MU	%	MU	MU	Source of RE	MU	MU	MU	MU	Yes/No
	1	2	3=1-2	4	5=4*3	6		7	8	9=6+7+8	10=5-9	
Total***	11275.60	2155.43	9120.16	2.46%	224.36	2711.93				2711.93	(2487.59)	YES
Note	The Hon'ble High Court of Madras issued stay for implementing TNERC RPO Regulations in W.P.No. 4558 of 2012 and Ors filed by various captive and third party consumers . REC PURCHASED DETAILS HAS TO BE COLLECTED FROM OPEN ACCESS CONSUMERS SUBJECT TO OUTCOME OF HIGH COURT CASE. Units consumed from Other Sources of Renewable Energy for adjustment: NOT SPECIFIED BY TNERC											

HPO Compliance Statement

NAME: Name of OA Consumers/Captive Users (Tamil Nadu) (for Q1, Q2,Q3 & Q4 of FY 2024-25)

Financial Year	Total Actual Energy Consumption During the Year	Energy Consumption from Distribution Licensee	Energy Consumption from Sources other than Distribution Licensee	Target		Achievement						
				HPO Target for the FY as stipulated by the State Commission Regulations/Order	Hydro Energy Consumed	Units consumed from Other Sources of Renewable Energy for adjustment. If any, Please Specify	REC purchased to meet HPO	Total of Hydro Units consumed, and REC Purchased to meet HPO	Deficit/ (Surplus)	Whether State Targets Fulfilled		
FY	MU	MU	MU	%	MU	MU	Source of RE	MU	MU	MU	MU	Yes/No
	1	2	3=1-2	4	5=4*3	6		7	8	9=6+7+8	10=5-9	
Total***	11275.60	2155.43	9120.16	1.08%	98.50	0.00				0.00	98.50	No
NOTE:	1.The Hon'ble High Court of Madras issued stay for implementing TNERC RPO Regulations in W.P.No. 4558 of 2012 and Ors filed by various captive and third party consumers . 2.REC PURCHASED DETAILS HAS TO BE COLLECTED FROM OPEN ACCESS CONSUMERS SUBJECT TO OUTCOME OF HIGH COURT CASE. 3.Units consumed from Other Sources of Renewable Energy for adjustment: NOT SPECIFIED BY TNERC											

Other RPO Compliance Statement

NAME: Name of OA Consumers/Captive Users (Tamil Nadu) (for Q1, Q2,Q3 & Q4 of FY 2024-25)												
				Target		Achievement						
Financial Year	Total Actual Energy Consumption During the Year	Energy Consumption from Distribution Licensee	Energy Consumption from Sources other than Distribution Licensee	Other RPO Target for the FY as stipulated by the State Commission Regulations/Order		Units consumed from Other Renewable Energy Sources	Units consumed from Other Sources of Renewable Energy for adjustment. If any, Please Specify		REC purchased to meet other RPO	Total of Units consumed and REC to meet Other RPO	Deficit/ (Surplus)	Whether State Other Renewable Energy Targets Fulfilled
FY	MU	MU	MU	%	MU	MU	Source of RE	MU	MU	MU	MU	Yes/No
Quarter 1 of 2024-25	1	2	3=1-2	4	5=4*3	6		7	8	9=6+7+8	10=5-9	
Total***	11275.60	2155.43	9120.16	26.37%	2404.99	2473.58				2473.58	(68.59)	YES
NOTE:	The Hon'ble High Court of Madras issued stay for implementing TNERC RPO Regulations in W.P.No. 4558 of 2012 and Ors filed by various captive and third party consumers . REC PURCHASED DETAILS HAS TO BE COLLECTED FROM OPEN ACCESS CONSUMERS SUBJECT TO OUTCOME OF HIGH COURT CASE.											

*** - The aforementioned data is consolidated data pertaining to 471 Captive User and OA Consumers of the State. The Consumer-wise data of these Obligated Entities is enclosed in Annexure - I

3.52 Analysis of Renewable Purchase Obligations (RPO) compliance for the State of Tamil Nadu

The targets set by MoP for WPO, HPO, DRE and Other RPO targets for hilly/NE States for FY 2024-25 were 0.67%, 0.38%, 0.75% and 28.10%, respectively. The Tamil Nadu Electricity Regulatory Commission vide Tamil Nadu Electricity Regulatory Commission (Renewable Energy Purchase Obligation) Regulations, 2023 specified the Wind, HPO and Other RPO target as 2.46%, 1.08% and 26.37% respectively for FY 2024-25.

The State ERC has submitted RPO compliance data for FY 2024-25 vis-à-vis target specified by the MoP as well as the State ERC with respect to the State DISCOMs, Open Access Consumers and Captive Users.

Distribution Licensees

It is observed that as against the targets specified by the MoP and the State ERC, TNPDC was not able to fulfil any of the category wise target specified by the MoP and SERC. The total RPO met by the State DISCOM is 23.80% as per MoP target and 23.07% as per SERC target, which suggests on overall basis, the DISCOM fell short of the consolidated target of 29.91% specified by MoP and SERC.

Captive Users and Open Access Consumers

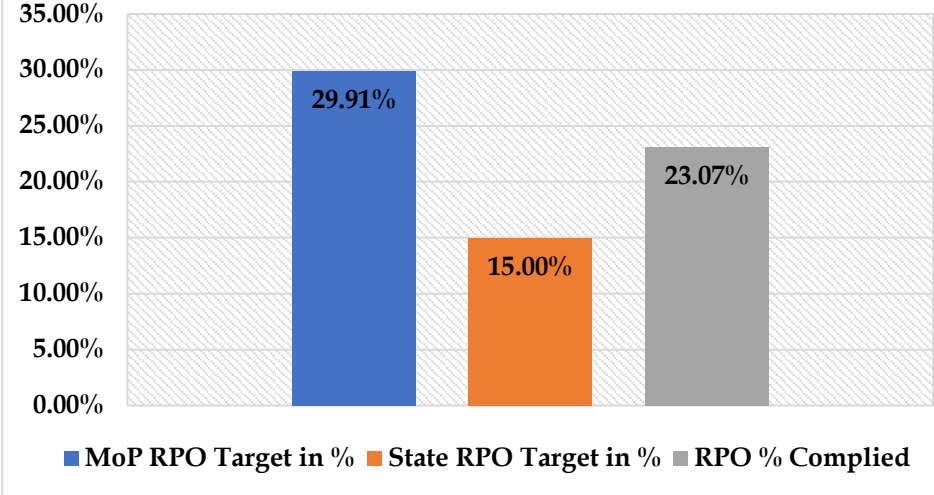
In regard to OA and Captive Consumers, it is observed that as against the targets specified by the MoP, out of 471 OA and Captive Consumer 379 OA and Captive Consumer has complied with the Wind RPO target and 355 OA and Captive Consumer has complied with Other RPO target, whereas, no OA and Captive Consumer has complied with HPO and DRE target specified.

Against the State RPO target, it is observed, out of 471 OA and Captive Consumer 376 OA and Captive Consumer has complied with the Wind RPO target and 231 OA and Captive Consumer has complied with Other RPO target, whereas, no OA and Captive Consumer has complied with HPO and DRE target specified.

Graphical Representation of Compliance of DISCOM

The graphical representation of the RPO compliance of State DISCOM is shown below-

TNPDCL



3.53 Renewable Purchase Obligations (RPO) compliance for the State of Telangana

- ❖ The State ERC of Telangana has submitted RPO Compliance data vis-à-vis MoP and SERC Targets for DISCOMs and for Open Access Consumer and Captive Users for the FY 2024-25. The RPO Compliance data as provided by the State Commission, is reproduced as under.

Actuals vis-à-vis MoP Target - DISCOMs

Wind RPO Compliance Statement										
			Target		Achievement					
Name of DISCOM	Financial Year	Actual Energy Consumption During the Year	WPO Target for Financial Year as stipulated by the MoP		Wind Energy Consumed	Excess HPO/Other RPO adjusted as allowed by MoP	Purchase of REC if in future allowed to meet WPO	Total (C+D+E)	Deficit/(Surplus) [1-2]	Whether MoP Targets Fulfilled
	FY	(A)	(B)	[1=A*B]	(C)	(D)	(E)	[2]	[3]	Yes/No
		(MU)	(%)	(MU)	(MU)	(MU)	(MU)	(MU)	(MU)	
TGNPDCL	2024-25	25,759.59	0.67%	172.59	0.00	0.00	0.00	0.00	172.59	No
TGSPDCL		61,407.03	0.67%	411.43	0.00	0.00	0.00	0.00	411.43	No

HPO RPO Compliance Statement											
			Target		Achievement						
Name of DISCOM	Financial Year	Actual Energy Consumption During the Year	HPO Target for Financial Year as stipulated by the MoP		Particulars	Hydro Energy Consumed	Excess WPO/Other RPO adjusted as allowed by MoP	Purchase of REC if in future allowed to meet HPO	Total (C+D+E)	Deficit/(Surplus) [1-2]	Whether MoP Targets Fulfilled
	FY	(A)	(B)	[1=A*B]		(C)	(D)	(E)	[2]	[3]	Yes/No
		(MU)	(%)	(MU)		(MU)	(MU)	(MU)	(MU)	(MU)	
TGNPDCL	2024-25	25,759.59	0.38%	97.89	From Hydro Projects commissioned after the 31st March, 2024	0.00	0.00	0.00	0.00	97.89	No
TGSPDCL		61,407.03	0.38%	233.35		0.00	0.00	0.00	0.00	233.35	No

Distributed Renewable Energy RPO Compliance Statement										
			Target		Achievement					
Name of DISCOM	Financial Year	Actual Energy Consumption During the Year	Distributed Renewable Energy Target for Financial Year as stipulated by the MoP		Particulars	Energy Consumed from DRE Sources	Deficit/(Surplus) [1-2]	Whether MoP Targets Fulfilled		
	FY	(A)	(B)	[1=A*B]		[2]	[3]	Yes/No		
		(MU)	(%)	(MU)		(MU)	(MU)			

TGNPDCL	2024-25	25,759.59	1.50%	386.39	From renewable energy projects that are less than 10 MW in size	448.96	(62.57)	Yes
TGSPDCL		61,407.03	1.50%	921.11	From renewable energy projects that are less than 10 MW in size	901.10	20.01	No

Other RPO Compliance Statement

			Target		Achievement							
Name of DISCOM	Financial Year	Actual Energy Consumption During the Year	Other RPO Target for Financial Year as stipulated by MoP		Particulars	Solar	Wind	Hydro	Other (Please Specify)	Total (C+D+E+F)	Deficit/(Surplus) [1-2]	Whether MoP Targets Fulfilled
	FY	(A)	(B)	[1=A*B]		(C)	(D)	(E)	(F)	[2]	[3]	Yes/No
		(MU)	(%)	(MU)		(MU)	(MU)	(MU)	(MU)	(MU)	(MU)	
TGNPDC	2024-25	25,759.59	27.35%	7,045.25	*renewable energy component met by energy produced from any renewable energy power project other than sources which complied for WPO, HPO and Distributed Renewable Energy (from all WPPs and Hydro Power Projects [including Pump Storage Projects (PSPs) and Small Hydro Projects (SHPs)], including free power, commissioned before the 1st April, 2024)	3,369.16	0.00	1,480.06	33.11	4,882.33	2,162.91	No
					Excess of WPO and HPO to be adjusted as per MoP Order							
					Purchase of Renewable Energy Certificates							
					Total	3,369.16	0.00	1,480.06	33.11			
TGSPDCL	2024-25	61,407.02	27.35%	16,794.82	*renewable energy component met by energy produced from any renewable energy power project other than sources which complied for WPO, HPO and Distributed Renewable Energy (from all WPPs and Hydro Power Projects [including Pump Storage Projects (PSPs) and Small Hydro Projects (SHPs)], including free power, commissioned before the 1st April, 2024)	7486.53	238.59	3,545.75	164.19	11,435.06	5,359.76	No
					Excess of WPO and HPO to be adjusted as per MoP Order							
					Purchase of Renewable Energy Certificates							

Actuals vis-à-vis SERC Target – DISCOMs

Solar RPO Compliance Statement											
Name of DISCOM	Financial Year	Actual Energy Consumption During the Year	Target		Achievement						
			Solar RPO Target for the FY as stipulated by the State Commission Regulations/Order		Solar Energy consumed	Units consumed from Other Sources of Renewable Energy for adjustment. If allowed by SERC, Please Specify		REC purchased to meet Solar RPO	Total of Units consumed and REC Purchased to meet Solar RPO [4+5+6]	Deficit/(Surplus) [3-7]	Whether State Solar Targets Fulfilled
	FY	[1]	[2]	[3=1*2]	[4]	Source of RE	[5]	[6]	[7]	[8]	Yes/No
		(MU)	%	(MU)	(MU)		(MU)	(MU)	(MU)	(MU)	
TGNPDCL	2024-25	19212.64	9.00%	1729.14	3444.97	Short fall Non-Solar RPPo adjusted with Solar RE	(244.12)	0.00	3200.85	(1471.71)	Yes
TGSPDCL		49070.88	9.00%	4416.38	8361.84	0.00	0.00	0.00	8361.84	(3945.46)	Yes

Other RPO Compliance Statement											
Name of DISCOM	Financial Year	Actual Energy Consumption During the Year	Target		Achievement						
			Other RPO Target for the FY as stipulated by the State Commission Regulations/ Order		Units consumed from Other Renewable Energy Sources	Units consumed from Other Sources of Renewable Energy for adjustment. If any, Please Specify		REC Purchased to meet other RPO	Total of Units consumed and REC to meet Other RPO [4+5+6]	Deficit/ (Surplus) [3-7]	Whether State Other Renewable Energy Targets Fulfilled
	FY	[1]	[2]	[3=1*2]	[4]	Source of RE	[5]	[6]	[7]	[8]	Yes/No
		(MU)	%	(MU)	(MU)		(MU)	(MU)	(MU)	(MU)	
TGNPDCL	2024-25	19212.64	1.50%	288.19	44.07	Short fall Non-Solar RPPo adjusted with Solar RE	244.12	0.00	288.19	0.00	Yes
TGSPDCL		49070.88	1.50%	736.06	428.56	Solar	307.50	0.00	736.06	0.00	Yes

Actuals vis-à-vis MoP Target – Open Access Consumer*

Wind RPO Compliance Statement												
Name	Financial Year	Total Consumption	Consumption from Distribution Licensee	Consumption from Sources other than Distribution Licensee	Target		Achievement					
					WPO Target for Financial Year as stipulated by the MoP		Wind Energy Consumed	Excess HPO/Other RPO adjusted as allowed by MoP	Purchase of REC if in future allowed to meet WPO	Total (E+F+G)	Deficit/(Surplus) [1-2]	Whether MoP Targets Fulfilled
					(D)	[1=C *D]						
	FY	(A)	(B)	(C)=(A)-(B)	(%)	(MU)	(MU)	(MU)	(MU)	(MU)	(MU)	
SP_Ellenbarrie_Industrial_Gases_Limited_(MBN_1139)	2024-25	1.68	0.00	1.68	0.67%	0.01	0.00	0.00	0.00	0.00	0.01	No
Dilip_Rerolling_Private_Limited		8.17	0.00	8.17	0.67%	0.05	0.00	0.00	0.00	0.00	0.05	No
SP_Sri_Navdurga_Billets_Pvt_Ltd_(MBN_725)		6.93	0.00	6.93	0.67%	0.05	0.00	0.00	0.00	0.00	0.05	No
SP_Aurobindo_Pharma_Ltd_Unit_7_(MBN_765)		4.60	0.00	4.60	0.67%	0.03	0.00	0.00	0.00	0.00	0.03	No
SP_Aurobindo_Pharma_Ltd_Unit_12_(MCL_1070)		0.13	0.00	0.13	0.67%	0.00	0.00	0.00	0.00	0.00	0.00	No
SP_Jai_Raj_Ispat_Limited_(MCL_300)		17.01	0.00	17.01	0.67%	0.11	0.00	0.00	0.00	0.00	0.11	No
SP_Gland_Pharma_Limited_(MCL_766)		2.24	0.00	2.24	0.67%	0.02	0.00	0.00	0.00	0.00	0.02	No
Radha_Smelthers_Private_Limited		30.90	0.00	30.90	0.67%	0.21	0.00	0.00	0.00	0.00	0.21	No
SP_Jeevaka_Industries_(P)_Ltd_(MDK_1150)		43.82	0.00	43.82	0.67%	0.29	0.00	0.00	0.00	0.00	0.29	No
SP_Mahalakshmi_Profiles_Pvt_Ltd_MDK_735		7.52	0.00	7.52	0.67%	0.05	0.00	0.00	0.00	0.00	0.05	No
SP_MS_Agarwal_Foundries_Pvt_Ltd_MDK_893		19.67	0.00	19.67	0.67%	0.13	0.00	0.00	0.00	0.00	0.13	No
SP_Binjusaria_Ispat_Pvt_Ltd_RJN_1910		9.90	0.00	9.90	0.67%	0.07	0.00	0.00	0.00	0.00	0.07	No
SP_Salasaar_Iron_And_Steels_Pvt_Ltd_RJN_1957		9.41	0.00	9.41	0.67%	0.06	0.00	0.00	0.00	0.00	0.06	No
SP_Rayalaseema_Industries_(India)_Private_Limited_RJN_1973		12.43	0.00	12.43	0.67%	0.08	0.00	0.00	0.00	0.00	0.08	No
SP_Vinayak_Steels_Limited_RJN_371		13.97	0.00	13.97	0.67%	0.09	0.00	0.00	0.00	0.00	0.09	No

SP_Devashree_Ispat_Pvt_Ltd_Unit_III_RJN_773		59.92	0.00	59.92	0.67 %	0.40	0.00	0.00	0.00	0.00	0.40	No
SP_Scan_Energy_&Power_Ltd_(RJN_890)		27.63	0.00	27.63	0.67 %	0.19	0.00	0.00	0.00	0.00	0.19	No
SP_KDA_Ispat_Pvt_Ltd_(SDP_1140)		9.51	0.00	9.51	0.67 %	0.06	0.00	0.00	0.00	0.00	0.06	No
CP_J_K_Fenner_(India)_Limited_SGR_034		0.24	0.00	0.24	0.67 %	0.00	0.00	0.00	0.00	0.00	0.00	No
SP_Eugia_Pharma_Specialities_Ltd_Unit_III_SGR_1203		1.37	0.00	1.37	0.67 %	0.01	0.00	0.00	0.00	0.00	0.01	No
SP_Alpla_India_Private_Limited_SGR1308		1.62	0.00	1.62	0.67 %	0.01	0.00	0.00	0.00	0.00	0.01	No
SP_Hartex_Rubber_Pvt_Limited_SGR_188		0.51	0.00	0.51	0.67 %	0.00	0.00	0.00	0.00	0.00	0.00	No
SP_Gland_Pharma_Limited_SGR_1953		4.58	0.00	4.58	0.67 %	0.03	0.00	0.00	0.00	0.00	0.03	No
SP_MRF_Ltd_Sadasivapeta		72.10	0.00	72.10	0.67 %	0.48	0.00	0.00	0.00	0.00	0.48	No
SP_Tianish_Laboratories_Private_Limited_Unit_1		1.76	0.00	1.76	0.67 %	0.01	0.00	0.00	0.00	0.00	0.01	No
SP_Tianish_Laboratories_Private_Limited_Unit_2		1.71	0.00	1.71	0.67 %	0.01	0.00	0.00	0.00	0.00	0.01	No
SP_PIRAMAL_PHARMA_LIMITED_(SGR_569)		2.06	0.00	2.06	0.67 %	0.01	0.00	0.00	0.00	0.00	0.01	No
ITC BHADRACHALAM		1.08	0.00	1.08	0.67 %	0.01	0.00	0.00	0.00	0.00	0.01	No
SP_Mylan_Laboratories_Ltd_Unit_07_(SGR_694)		0.93	0.00	0.93	0.67 %	0.01	0.00	0.00	0.00	0.00	0.01	No
SP_My_Home_Industries_Pvt_Limited_SPT_351		1.41	0.00	1.41	0.67 %	0.01	0.00	0.00	0.00	0.00	0.01	No
Sugna_Metals_Limited		13.17	0.00	13.17	0.67 %	0.09	0.00	0.00	0.00	0.00	0.09	No
CP_India_Cements_Ltd_VKB_708_Tandur		1.36	0.00	1.36	0.67 %	0.01	0.00	0.00	0.00	0.00	0.01	No

* Data Under Review by ERC

HPO RPO Compliance Statement													
Name	Financial Year	Total Consumption	Consumption from Distribution Licensee	Consumption from Sources other than Distribution Licensee	Target		Achievement						
					HPO Target for Financial Year as stipulated by the MoP		Particulars	Hydro Energy Consumed	Excess WPO/Other RPO adjusted as allowed by MoP	Purchase of REC if in future allowed to meet HPO	Total (E+F+G)	Deficit/(Surplus) [1-2]	Whether MoP Targets Fulfilled
					(D)	[1=C* D]							
	FY												

		(A)	(B)	(C) = (A)- (B)	(%)	(MU)	(MU)	(MU)	(MU)	(MU)	(MU)	(MU)	
SP_Ellenbarrie_Industrial_Gases_Limited_(MBN_1139)	2024-25	1.68	0.00	1.68	0.38 %	0.01	From Hydro Projects commissioned after the 31st March, 2024	0.00	0.00	0.00	0.00	0.01	No
Dilip_Rerolling_Private_Limited		8.17	0.00	8.17	0.38 %	0.03		0.00	0.00	0.00	0.00	0.03	No
SP_Sri_Navdurga_Billets_Pvt_Ltd_(MBN_725)		6.93	0.00	6.93	0.38 %	0.03		0.00	0.00	0.00	0.00	0.03	No
SP_Aurobindo_Pharma_Ltd_Unit_7_(MBN_765)		4.60	0.00	4.60	0.38 %	0.02		0.00	0.00	0.00	0.00	0.02	No
SP_Aurobindo_Pharma_Ltd_Unit_12_(MCL_1070)		0.13	0.00	0.13	0.38 %	0.00		0.00	0.00	0.00	0.00	0.00	No
SP_Jai_Raj_Ispat_Limited_(MCL_300)		17.01	0.00	17.01	0.38 %	0.06		0.00	0.00	0.00	0.00	0.06	No
SP_Gland_Pharma_Limited_(MCL_766)		2.24	0.00	2.24	0.38 %	0.01		0.00	0.00	0.00	0.00	0.01	No
Radha_Smelters_Private_Limited		30.90	0.00	30.90	0.38 %	0.12		0.00	0.00	0.00	0.00	0.12	No
SP_Jeevaka_Industries_(P)_Ltd_(MDK_1150)		43.82	0.00	43.82	0.38 %	0.17		0.00	0.00	0.00	0.00	0.17	No
SP_Mahalakshmi_Profiles_Pvt_Ltd_MDK_735		7.52	0.00	7.52	0.38 %	0.03		0.00	0.00	0.00	0.00	0.03	No
SP_MS_Agarwal_Foundries_Pvt_Ltd_MDK_893		19.67	0.00	19.67	0.38 %	0.07		0.00	0.00	0.00	0.00	0.07	No
SP_Binjusaria_Ispat_Pvt_Ltd_RJN_1910		9.90	0.00	9.90	0.38 %	0.04		0.00	0.00	0.00	0.00	0.04	No
SP_Salasaar_Iron_And_Steels_Pvt_Ltd_RJN_1957		9.41	0.00	9.41	0.38 %	0.04		0.00	0.00	0.00	0.00	0.04	No
SP_Rayalaseema_Industries_(India)_Private_Limited_RJN_1973		12.43	0.00	12.43	0.38 %	0.05		0.00	0.00	0.00	0.00	0.05	No
SP_Vinayak_Steels_Limited_RJN_371		13.97	0.00	13.97	0.38 %	0.05		0.00	0.00	0.00	0.00	0.05	No
SP_Devashree_Ispat_Pvt_Ltd_Unit_III_RJN_773		59.92	0.00	59.92	0.38 %	0.23		0.00	0.00	0.00	0.00	0.23	No
SP_Scan_Energy_&Power_Ltd_(RJN_890)		27.63	0.00	27.63	0.38 %	0.11		0.00	0.00	0.00	0.00	0.11	No
SP_KDA_Ispat_Pvt_Ltd_(SDP_1140)		9.51	0.00	9.51	0.38 %	0.04		0.00	0.00	0.00	0.00	0.04	No
CP_J_K_Fenner_(India)_Limited_SGR_034		0.24	0.00	0.24	0.38 %	0.00		0.00	0.00	0.00	0.00	0.00	No
SP_Eugia_Pharma_Specialities_Ltd_Unit_III_SGR_1203		1.37	0.00	1.37	0.38 %	0.01		0.00	0.00	0.00	0.00	0.01	No
SP_Alpla_India_Private_Limited_SGR1308	1.62	0.00	1.62	0.38 %	0.01	0.00	0.00	0.00	0.00	0.01	No		
SP_Hartex_Rubber_Pvt_Limited_SGR_188	0.51	0.00	0.51	0.38 %	0.00	0.00	0.00	0.00	0.00	0.00	No		
SP_Gland_Pharma_Limited_SGR_1953	4.58	0.00	4.58	0.38 %	0.02	0.00	0.00	0.00	0.00	0.02	No		
SP_MRF_Ltd_Sadasivapeta	72.10	0.00	72.10	0.38 %	0.27	0.00	0.00	0.00	0.00	0.27	No		

SP_Tianish_Laboratories_Private_Limited_Unit_1		1.76	0.00	1.76	0.38 %	0.01		0.00	0.00	0.00	0.00	0.01	No
SP_Tianish_Laboratories_Private_Limited_Unit_2		1.71	0.00	1.71	0.38 %	0.01		0.00	0.00	0.00	0.00	0.01	No
SP_PIRAMAL_PHARMA_LIMITED_(SGR_569)		2.06	0.00	2.06	0.38 %	0.01		0.00	0.00	0.00	0.00	0.01	No
ITC BHADRACHALAM		1.08	0.00	1.08	0.38 %	0.00		0.00	0.00	0.00	0.00	0.00	No
SP_Mylan_Laboratories_Ltd_Unit_07_(SGR_694)		0.93	0.00	0.93	0.38 %	0.00		0.00	0.00	0.00	0.00	0.00	No
SP_My_Home_Industries_Pvt_Limited_SPT_351		1.41	0.00	1.41	0.38 %	0.01		0.00	0.00	0.00	0.00	0.01	No
Sugna_Metals_Limited		13.17	0.00	13.17	0.38 %	0.05		0.00	0.00	0.00	0.00	0.05	No
CP_India_Cements_Ltd_VKB_708_Tandur		1.36	0.00	1.36	0.38 %	0.01		0.00	0.00	0.00	0.00	0.01	No

Distributed Renewable Energy RPO Compliance Statement

Name	Financial Year	Total Consumption	Consumption from Distribution Licensee	Consumption from Sources other than Distribution Licensee	Target		Achievement			
					Distributed Renewable Energy Target for Financial Year as stipulated by the MoP		Particulars	Energy Consumed from DRE Sources	Deficit/(Surplus) [1-2]	Whether MoP Targets Fulfilled
					(D)	[1=C*D*10^6]				
	FY	(A)	(B)	(C) = (A)-(B)	(%)	kWh		kWh	kWh	
SP_Ellenbarrie_Industrial_Gases_Limited_(MBN_1139)	2024-25	1.68	0.00	1.68	1.50 %	25180.76	From renewable energy projects that are less than 10 MW in size	0	25180.76	No
Dilip_Rerolling_Private_Limited		8.17	0.00	8.17	1.50 %	122581.00		0	122581.11	No
SP_Sri_Navdurga_Billets_Pvt_Ltd_(MBN_725)		6.93	0.00	6.93	1.50 %	103913.37		0	103913.37	No
SP_Aurobindo_Pharma_Ltd_Unit_7_(MBN_765)		4.60	0.00	4.60	1.50 %	69017.78		0	69017.78	No
SP_Aurobindo_Pharma_Ltd_Unit_12_(MCL_1070)		0.13	0.00	0.13	1.50 %	2015.66		0	2015.66	No
SP_Jai_Raj_Ispat_Limited_(MCL_300)		17.01	0.00	17.01	1.50 %	255209.41		0	255209.41	No
SP_Gland_Pharma_Limited_(MCL_766)		2.24	0.00	2.24	1.50 %	33619.08		0	33619.08	No
Radha_Smelthers_Private_Limited		30.90	0.00	30.90	1.50 %	463455.30		0	463455.30	No
SP_Jeevaka_Industries_(P)_Ltd_(MDK_1150)		43.82	0.00	43.82	1.50 %	657315.90		0	657315.90	No
SP_Mahalakshmi_Profiles_Pvt_Ltd_MDK_735		7.52	0.00	7.52	1.50 %	112836.23		0	112836.23	No

SP_MS_Agarwal_Foundries_Pvt_Ltd_MDK_893		19.67	0.00	19.67	1.50 %	295044.11		0	295044.11	No
SP_Binjusaria_Ispat_Pvt_Ltd_RJN_1910		9.90	0.00	9.90	1.50 %	148463.34		0	148463.00	No
SP_Salasaar_Iron_And_Steels_Pvt_Ltd_RJN_1957		9.41	0.00	9.41	1.50 %	141094.29		0	141094.29	No
SP_Rayalaseema_Industries_(India)_Private_Limited_RJN_1973		12.43	0.00	12.43	1.50 %	186469.00		0	186469.35	No
SP_Vinayak_Steels_Limited_RJN_371		13.97	0.00	13.97	1.50 %	209620.34		0	209620.34	No
SP_Devashree_Ispat_Pvt_Ltd_Unit_III_RJN_773		59.92	0.00	59.92	1.50 %	898819.98		0	898819.98	No
SP_Scan_Energy_&Power_Ltd_(RJN_890)		27.63	0.00	27.63	1.50 %	414490.76		0	414490.76	No
SP_KDA_Ispat_Pvt_Ltd_(SDP_1140)		9.51	0.00	9.51	1.50 %	142655.02		0	142655.02	No
CP_J_K_Fenner_(India)_Limited_SGR_034		0.24	0.00	0.24	1.50 %	3640.80		0	3640.80	No
SP_Eugia_Pharma_Specialities_Ltd_Unit_III_SGR_1203		1.37	0.00	1.37	1.50 %	20559.82		0	20559.82	No
SP_Alpla_India_Private_Limited_SGR1308		1.62	0.00	1.62	1.50 %	24292.55		0	24292.55	No
SP_Hartex_Rubber_Pvt_Limited_SGR_188		0.51	0.00	0.51	1.50 %	7599.53		0	7599.53	No
SP_Gland_Pharma_Limited_SGR_1953		4.58	0.00	4.58	1.50 %	68630.71		0	68630.71	No
SP_MRF_Ltd_Sadasivapeta		72.10	0.00	72.10	1.50 %	1081530.17		0	1081530.00	No
SP_Tianish_Laboratories_Private_Limited_Unit_1		1.76	0.00	1.76	1.50 %	26443.19		0	26443.19	No
SP_Tianish_Laboratories_Private_Limited_Unit_2		1.71	0.00	1.71	1.50 %	25652.00		0	25652.15	No
SP_PIRAMAL_PHARMA_LIMITED_(SGR_569)		2.06	0.00	2.06	1.50 %	30942.05		0	30942.05	No
ITC BHADRACHALAM		1.08	0.00	1.08	1.50 %	16137.54		0	16137.54	No
SP_Mylan_Laboratories_Ltd_Unit_07_(SGR_694)		0.93	0.00	0.93	1.50 %	13947.11		0	13947.11	No
SP_My_Home_Industries_Pvt_Limited_SPT_351		1.41	0.00	1.41	1.50 %	21159.36		0	21159.36	No
Sugna_Metals_Limited		13.17	0.00	13.17	1.50 %	197545.53		0	197545.53	No
CP_India_Cements_Ltd_VKB_708_Tandur		1.36	0.00	1.36	1.50 %	20361.71		0	20361.71	No

Other RPO Compliance Statement

Name	Financial Year	Total Consumption	Consumption from Distribution Licensee	Consumption from Sources other than Distribution Licensee	Target		Particulars	Achievement							Whether MoP Targets Fulfilled
					Other RPO Target for Financial Year as stipulated by MoP			Solar	Wind	Hydro	Other (Please Specify)	Total (E+F+G+H)	Deficit/(Surplus) [1-2]	Yes/No	
					(D)	[1=A*B]		(E)	(F)	(G)	(H)	[2]	[3]		
(%)	(MU)	(MU)	(MU)	(MU)	(MU)	(MU)	(MU)	(MU)	(MU)						
SP_Ellenbarrie_Industrial_Gases_Limited_(MBN_1139)	2024-25	1.68	0.00	1.68	27.35%	0.46	#	0.00	0.00	0.00	0.00	0.10	0.36	No	
							**								
							***	0.10							
							Total	0.10	0.00	0.00	0.00				
Dilip_Rerolling_Private_Limited	2024-25	8.17	0.00	8.17	27.35%	2.24	#	1.61	0.00	0.00	0.00	2.40	(0.17)	Yes	
							**								
							***	0.79							
							Total	2.40	0.00	0.00	0.00				
SP_Sri_Navdurga_Billets_Pvt_Ltd_(MBN_725)	2024-25	6.93	0.00	6.93	27.35%	1.89	#	0.65	0.00	0.00	0.00	1.33	0.57	No	
							**								
							***	0.68							
							Total	1.33	0.00	0.00	0.00				
SP_Aurobindo_Pharma_Ltd_Unit_7_(MBN_765)	2024-25	4.60	0.00	4.60	27.35%	1.26	#	2.61	0.00	0.00	0.00	2.61	(1.35)	Yes	
							**								
							***	0.00							
							Total	2.61	0.00	0.00	0.00				
SP_Aurobindo_Pharma_Ltd_Unit_12_(MCL_1070)	2024-25	0.13	0.00	0.13	27.35%	0.04	#	0.04	0.00	0.00	0.00	0.05	(0.01)	Yes	
							**								
							***	0.01							
							Total	0.05	0.00	0.00	0.00				
SP_Jai_Raj_Ispat_Limited_(MCL_300)	2024-25	17.01	0.00	17.01	27.35%	4.65	#	2.92	0.00	0.00	0.00	3.95	0.71	No	
							**								
							***	1.02							

Other RPO Compliance Statement

Other RPO Compliance Statement															
Name	Financial Year	Total Consumption	Consumption from Distribution Licensee	Consumption from Sources other than Distribution Licensee	Target		Particulars	Achievement							Whether MoP Targets Fulfilled
					Other RPO Target for Financial Year as stipulated by MoP	[1=A*B]		Solar	Wind	Hydro	Other (Please Specify)	Total (E+F+G+H)	Deficit/(Surplus) [1-2]	Yes/No	
								(E)	(F)	(G)	(H)	[2]	[3]		
								(MU)	(MU)	(MU)	(MU)	(MU)	(MU)		
							Total	3.95	0.00	0.00	0.00				
SP_Gland_Pharma_Limited_(MCL_766)	2024-25	2.24	0.00	2.24	27.35%	0.61	#	0.00	0.00	0.00	0.00	0.16	0.45	No	
							**								
							***	0.16							
							Total	0.16	0.00	0.00	0.00				
Radha_Smelthers_Private_Limited	2024-25	30.90	0.00	30.90	27.35%	8.45	#	13.85	0.00	0.00	0.00	13.85	(5.40)	Yes	
							**								
							***	0.00							
							Total	13.85	0.00	0.00	0.00				
SP_Jeevaka_Industries_(P)_Ltd_(MDK_1150)	2024-25	43.82	0.00	43.82	27.35%	11.99	#	10.00	0.00	0.00	0.00	11.52	0.46	No	
							**								
							***	1.52							
							Total	11.52	0.00	0.00	0.00				
SP_Mahalakshmi_Profiles_Pvt_Ltd_MDK_735	2024-25	7.52	0.00	7.52	27.35%	2.06	#	4.00	0.00	0.00	0.00	4.00	(1.94)	Yes	
							**								
							***	0.00							
							Total	4.00	0.00	0.00	0.00				
SP_MS_Agarwal_Foundries_Pvt_Ltd_MDK_893	2024-25	19.67	0.00	19.67	27.35%	5.38	#	0.22	0.00	0.00	0.00	2.72	2.66	No	
							**								
							***	2.50							
							Total	2.72	0.00	0.00	0.00				
SP_Binjusaria_Ispat_Pvt_Ltd_RJN_1910	2024-25	9.90	0.00	9.90	27.35%	2.71	#	0.00	0.00	0.00	0.00	0.64	2.07	No	

Other RPO Compliance Statement

Name	Financial Year	Total Consumption	Consumption from Distribution Licensee	Consumption from Sources other than Distribution Licensee	Target		Particulars	Achievement							Whether MoP Targets Fulfilled
					Other RPO Target for Financial Year as stipulated by MoP	[1=A*B]		Solar	Wind	Hydro	Other (Please Specify)	Total (E+F+G+H)	Deficit/(Surplus) [1-2]	Yes/No	
(C) = (A)-(B)	(MU)	(MU)	(MU)	(%)	(MU)	(MU)	(MU)	(MU)	(MU)	(MU)	(MU)				
							**								
							***	0.64							
							Total	0.64	0.00	0.00	0.00				
SP_Salasaar_Iron_And_Steels_Pvt_Ltd_RJN_1957	2024-25	9.41	0.00	9.41	27.35 %	2.57	#	0.79	0.00	0.00	0.00				
							**					1.65	0.92	No	
							***	0.86							
							Total	1.65	0.00	0.00	0.00				
SP_Rayalaseema_Industries_(India)_Private_Limited_RJN_1973	2024-25	12.43	0.00	12.43	27.35 %	3.40	#	6.42	0.00	0.00	0.00				
							**					6.72	(3.32)	Yes	
							***	0.30							
							Total	6.72	0.00	0.00	0.00				
SP_Vinayak_Steels_Limited_RJN_371	2024-25	13.97	0.00	13.97	27.35 %	3.82	*	0.08	0.00	0.00	0.00				
							**					2.38	1.45	No	
							***	2.30							
							Total	2.38	0.00	0.00	0.00				
SP_Devashree_Ispat_Pvt_Ltd_Unit_III_RJN_773	2024-25	59.92	0.00	59.92	27.35 %	16.39	#	7.12	0.00	0.00	0.00				
							**					12.72	3.67	No	
							***	5.60							
							Total	12.72	0.00	0.00	0.00				
SP_Scan_Energy_&Power_Ltd_(RJN_890)	2024-25	27.63	0.00	27.63	27.35 %	7.56	#	15.23	0.00	0.00	0.00				
							**					15.63	(8.07)	Yes	
							***	0.40							
							Total	15.63	0.00	0.00	0.00				

Other RPO Compliance Statement

Name	Financial Year	Total Consumption	Consumption from Distribution Licensee	Consumption from Sources other than Distribution Licensee	Target		Particulars	Achievement							Whether MoP Targets Fulfilled
					Other RPO Target for Financial Year as stipulated by MoP			Solar	Wind	Hydro	Other (Please Specify)	Total (E+F+G+H)	Deficit/(Surplus) [1-2]		
					(D)	[1=A*B]		(E)	(F)	(G)	(H)	[2]	[3]	Yes/No	
		(MU)	(MU)	(MU)	(%)	(MU)	(MU)	(MU)	(MU)	(MU)	(MU)				
SP_KDA_Ispat_Pvt_Ltd_(SDP_1140)	2024-25	9.51	0.00	9.51	27.35 %	2.60	#	0.00	0.00	0.00	0.00	0.00	2.60	No	
							**								
							***	0.00							
							Total	0.00	0.00	0.00	0.00				
CP_J_K_Fenner_(India)_Limited_SGR_034	2024-25	0.24	0.00	0.24	27.35 %	0.07	#	0.24	0.00	0.00	0.00	0.24	(0.18)	Yes	
							**								
							***	0.00							
							Total	0.24	0.00	0.00	0.00				
SP_Eugia_Pharma_Specialities_Ltd_Unit_III_SGR_1203	2024-25	1.37	0.00	1.37	27.35 %	0.37	#	0.70	0.00	0.00	0.00	0.70	(0.33)	Yes	
							**								
							***	0.00							
							Total	0.70	0.00	0.00	0.00				
SP_Alpa_India_Private_Limited_SGR1308	2024-25	1.62	0.00	1.62	27.35 %	0.44	#	0.02	0.00	0.00	0.00	0.12	0.32	No	
							**								
							***	0.10							
							Total	0.12	0.00	0.00	0.00				
SP_Hartex_Rubber_Pvt_Limited_SGR_188	2024-25	0.51	0.00	0.51	27.35 %	0.14	#	0.00	0.00	0.00	0.00	0.05	0.09	Yes	
							**								
							***	0.05							
							Total	0.05	0.00	0.00	0.00				
SP_Gland_Pharma_Limited_SGR_1953	2024-25	4.58	0.00	4.58	27.35 %	1.25	#	0.00	0.00	0.00	0.00	0.16	1.09	No	
							**								
							***	0.16							

Other RPO Compliance Statement

Name	Financial Year	Total Consumption	Consumption from Distribution Licensee	Consumption from Sources other than Distribution Licensee	Target		Particulars	Achievement						Whether MoP Targets Fulfilled
					Other RPO Target for Financial Year as stipulated by MoP	[1=A*B]		Solar	Wind	Hydro	Other (Please Specify)	Total (E+F+G+H)	Deficit/(Surplus) [1-2]	
					(D)	(MU)		(E)	(F)	(G)	(H)	[2]	[3]	
		(MU)	(MU)	(MU)	(%)	(MU)	(MU)	(MU)	(MU)	(MU)	(MU)			
							Total	0.16	0.00	0.00	0.00			
SP_MRF_Ltd_Sadasivapeta	2024-25	72.10	0.00	72.10	27.35 %	19.72	#	23.24	0.00	0.00	0.00	23.24	(3.52)	Yes
							**							
							***	0.00						
							Total	23.24	0.00	0.00	0.00			
SP_Tianish_Laboratories_Private_Limited_Unit_1	2024-25	1.76	0.00	1.76	27.35 %	0.48	#	0.00	0.00	0.00	0.00	0.25	0.24	No
							**							
							***	0.25						
							Total	0.25	0.00	0.00	0.00			
SP_Tianish_Laboratories_Private_Limited_Unit_2	2024-25	1.71	0.00	1.71	27.35 %	0.47	#	0.00	0.00	0.00	0.00	0.19	0.28	No
							**							
							***	0.19						
							Total	0.19	0.00	0.00	0.00			
SP_PIRAMAL_PHARMA_LIMITED_(SGR_569)	2024-25	2.06	0.00	2.06	27.35 %	0.56	#	1.26	0.00	0.00	0.00	1.34	(0.78)	Yes
							**							
							***	0.09						
							Total	1.34	0.00	0.00	0.00			
ITC BHADRACHALAM	2024-25	1.08	0.00	1.08	27.35 %	0.29	#	0.00	1.08	0.00	0.00	1.08	(0.78)	Yes
							**							
							***	0.00						
							Total	0.00	1.08	0.00	0.00			
SP_Mylan_Laboratories_Ltd_Unit_07_(SGR_694)	2024-25	0.93	0.00	0.93	27.35 %	0.25	#	0.00	0.00	0.00	0.00	0.06	0.20	No
							**							

Other RPO Compliance Statement

Name	Financial Year	Total Consumption	Consumption from Distribution Licensee	Consumption from Sources other than Distribution Licensee	Target		Particulars	Achievement						Whether MoP Targets Fulfilled
					Other RPO Target for Financial Year as stipulated by MoP	[1=A*B]		Solar	Wind	Hydro	Other (Please Specify)	Total (E+F+G+H)	Deficit/(Surplus) [1-2]	
(C) = (A)-(B)	(%)	(MU)	(MU)	(MU)	(MU)	(MU)	(MU)	(MU)	(MU)	(MU)	(MU)			
							***	0.06						
							Total	0.06	0.00	0.00	0.00			
SP_My_Home_Industries_Pvt_Limited_SPT_351	2024-25	1.41	0.00	1.41	27.35 %	0.39	#	0.00	0.00	0.00	0.00	0.00	0.39	No
							**							
							***	0.00						
							Total	0.00	0.00	0.00	0.00			
Sugna_Metals_Limited	2024-25	13.17	0.00	13.17	27.35 %	3.60	#	0.00	0.00	0.00	0.00	0.77	2.83	No
							**							
							***	0.77						
							Total	0.77	0.00	0.00	0.00			
CP_India_Cements_Ltd_VKB_708_Tandur	2024-25	1.36	0.00	1.36	27.35 %	0.37	#	0.00	0.00	0.00	0.00	0.00	0.37	No
							**							
							***	0.00						
							Total	0.00	0.00	0.00	0.00			

Note - #renewable energy component met by energy produced from any renewable energy power project other than sources which complied for WPO, HPO and Distributed Renewable Energy (from all WPPs and Hydro Power Projects [including Pump Storage Projects (PSPs) and Small Hydro Projects (SHPs)], including free power, commissioned before the 1st April, 2024)

*** Excess of WPO and HPO to be adjusted as per MoP Order*

****Purchase of Renewable Energy Certificates*

Actuals vis-à-vis SERC Target - Open Access Consumer*

Solar RPO Compliance Statement

Name of OA Consumers/Captive Users	Financial Year	Total Actual Energy Consumption	Energy Consumption from Distribution Licensee	Energy Consumption from Sources other than	Target		Achievement					Whether State Solar Target
					Solar RPO Target for the FY as stipulated by the State Commission	Solar Energy consumed	Units consumed from Other Sources of Renewable Energy for	REC Purchased to meet	Total of Units consumed and REC	Deficit/(Surplus) [5-9]		

	FY	on During the Year		Distributio n Licensee	Regulations/Or der		[6]	adjustment. If allowed by SERC, Please Specify		Solar RPO	Purchas ed to meet Solar RPO [6+7+8]		s Fulfill ed
		[1]	[2]	[3=1-2]	[4]	[5=4*3]		Source of RE	[7]	[8]	[9]	[10]	Yes/No
		(MU)	(MU)	(MU)	%	(MU)		(MU)	(M U)	(MU)	(MU)	(MU)	
SP_Ellenbarrie_Industrial_Gases_Limited_(MBN_1139)	2024-25	1.68	0.00	1.68	9.00%	0.15	0.00	Short fall Non-Solar RPP0 adjusted with Solar RE	0.00	0.10	0.10	0.05	No
Dilip_Rerolling_Private_Limited		8.17	0.00	8.17	9.00%	0.74	1.61		0.00	0.79	2.40	(1.67)	Yes
SP_Sri_Navdurga_Billets_Pvt_Ltd_(MBN_725)		6.93	0.00	6.93	9.00%	0.62	0.65		0.00	0.68	1.33	(0.70)	Yes
SP_Aurobindo_Pharma_Ltd_Unit_7_(MBN_765)		4.60	0.00	4.60	9.00%	0.41	2.61		0.00	0.00	2.61	(2.20)	Yes
SP_Aurobindo_Pharma_Ltd_Unit_12_(MCL_1070)		0.13	0.00	0.13	9.00%	0.01	0.04		0.00	0.01	0.05	(0.03)	Yes
SP_Jai_Raj_Ispat_Limited_(MCL_300)		17.01	0.00	17.01	9.00%	1.53	2.92		0.00	1.02	3.95	(2.42)	Yes
SP_Gland_Pharma_Limited_(MCL_766)		2.24	0.00	2.24	9.00%	0.20	0.00		0.00	0.16	0.16	0.04	No
Radha_Smelters_Private_Limited		30.90	0.00	30.90	9.00%	2.78	13.85		0.00	0.00	13.85	(11.07)	Yes
SP_Jeevaka_Industries_(P)_Ltd_(MDK_1150)		43.82	0.00	43.82	9.00%	3.94	10.00		0.00	1.52	11.52	(7.58)	Yes
SP_Mahalakshmi_Profiles_Pvt_Ltd_MDK_735		7.52	0.00	7.52	9.00%	0.68	4.00		0.00	0.00	4.00	(3.32)	Yes
SP_MS_Agarwal_Foundries_Pvt_Ltd_MDK_893		19.67	0.00	19.67	9.00%	1.77	0.22		0.00	2.50	2.72	(0.95)	Yes
SP_Binjusaria_Ispat_Pvt_Ltd_RJN_1910		9.90	0.00	9.90	9.00%	0.89	0.00		0.00	0.64	0.64	0.25	No
SP_Salasaar_Iron_And_Steels_Pvt_Ltd_RJN_1957		9.41	0.00	9.41	9.00%	0.85	0.79		0.00	0.86	1.65	(0.80)	Yes
SP_Rayalaseema_Industries_(India)_Private_Limited_RJN_1973		12.43	0.00	12.43	9.00%	1.12	6.42		0.00	0.30	6.72	(5.61)	Yes
SP_Vinayak_Steels_Limited_RJN_371		13.97	0.00	13.97	9.00%	1.26	0.08		0.00	2.30	2.38	(1.12)	Yes
SP_Devashree_Ispat_Pvt_Ltd_Unit_III_RJN_773		59.92	0.00	59.92	9.00%	5.39	7.12		0.00	5.60	12.72	(7.33)	Yes
SP_Scan_Energy_& Power_Ltd_(RJN_890)		27.63	0.00	27.63	9.00%	2.49	15.23		0.00	0.40	15.63	(13.14)	Yes
SP_KDA_Ispat_Pvt_Ltd_(SDP_1140)		9.51	0.00	9.51	9.00%	0.86	0.00		0.00	0.00	0.00	0.86	No
CP_J_K_Fenner_(India)_Limited_SGR_034		0.24	0.00	0.24	9.00%	0.02	0.24		0.00	0.00	0.24	(0.22)	Yes
SP_Eugia_Pharma_Specialities_Ltd_Unit_III_SGR_1203		1.37	0.00	1.37	9.00%	0.12	0.70		0.00	0.00	0.70	(0.58)	Yes
SP_Alpla_India_Private_Limited_SGR1308	1.62	0.00	1.62	9.00%	0.15	0.02	0.00	0.10	0.12	0.03	No		
SP_Hartex_Rubber_Pvt_Limited_SGR_188	0.51	0.00	0.51	9.00%	0.05	0.00	0.00	0.05	0.05	0.00	Yes		
SP_Gland_Pharma_Limited_SGR_1953	4.58	0.00	4.58	9.00%	0.41	0.00	0.00	0.16	0.16	0.25	No		
SP_MRF_Ltd_Sadasivapeta	72.10	0.00	72.10	9.00%	6.49	23.24	0.00	0.00	23.24	(16.75)	Yes		
SP_Tianish_Laboratories_Private_Limited_Unit_1	1.76	0.00	1.76	9.00%	0.16	0.00	0.00	0.25	0.25	(0.09)	Yes		
SP_Tianish_Laboratories_Private_Limited_Unit_2	1.71	0.00	1.71	9.00%	0.15	0.00	0.00	0.19	0.19	(0.04)	Yes		

SP_PIRAMAL_PHARMA_LIMITED_(SGR_569)		2.06	0.00	2.06	9.00%	0.19	1.26		0.00	0.09	1.34	(1.16)	Yes
ITC BHADRACHALAM		1.08	0.00	1.08	9.00%	0.10	0.00		1.06	0.00	1.06	(0.96)	Yes
SP_Mylan_Laboratories_Ltd_Unit_07_(SGR_694)		0.93	0.00	0.93	9.00%	0.08	0.00		0.00	0.06	0.06	0.03	No
SP_My_Home_Industries_Pvt_Limited_SPT_351		1.41	0.00	1.41	9.00%	0.13	0.00		0.00	0.00	0.00	0.13	No
Sugna_Metals_Limited		13.17	0.00	13.17	9.00%	1.19	0.00		0.00	0.77	0.77	0.42	No
CP_India_Cements_Ltd_VKB_708_Tandur		1.36	0.00	1.36	9.00%	0.12	0.00		0.00	0.00	0.00	0.12	No

* Data Under Review by ERC

Other RPO Compliance Statement													
Name of OA Consumers/Captive Users	Financial Year	Total Actual Energy Consumption During the Year	Energy Consumption from Distribution Licensee	Energy Consumption from Sources other than Distribution Licensee	Target		Achievement						
					Other RPO Target for the FY as stipulated by the State Commission Regulations/Order	Units consumed from Other Renewable Energy Sources	Units consumed from Other Sources of Renewable Energy for adjustment. If any, Please Specify	REC Purchased to meet other RPO	Total of Units consumed and REC to meet Other RPO [6+7+8]	Deficit/(Surplus) [5-9]	Whether State Other RPO Targets Fulfilled		
					[4]	[5=4*3]	[6]	Source of RE	[7]	[8]	[9]	[10]	Yes/No
	FY	[1]	[2]	[3=1-2]	%	(MU)	(MU)		(MU)	(MU)	(MU)	(MU)	
SP_Ellenbarrie_Industrial_Gases_Limited_(MBN_1139)	2024-25	1.68	0.00	1.68	1.50%	0.03	0.00	Short fall Non-Solar RPPO adjusted with Solar RE	0.00	0.00	0.00	0.03	No
Dilip_Rerolling_Private_Limited		8.17	0.00	8.17	1.50%	0.12	0.00		1.74	0.00	1.74	(1.62)	Yes
SP_Sri_Navdurga_Billets_Pvt_Ltd_(MBN_725)		6.93	0.00	6.93	1.50%	0.10	0.00		0.79	0.00	0.79	(0.69)	Yes
SP_Aurobindo_Pharma_Ltd_Unit_7_(MBN_765)		4.60	0.00	4.60	1.50%	0.07	0.00		2.20	0.00	2.20	(2.13)	Yes
SP_Aurobindo_Pharma_Ltd_Unit_12_(MCL_1070)		0.13	0.00	0.13	1.50%	0.00	0.00		0.03	0.00	0.03	(0.03)	Yes
SP_Jai_Raj_Ispat_Limited_(MCL_300)		17.01	0.00	17.01	1.50%	0.26	0.00		2.46	0.00	2.46	(2.20)	Yes
SP_Gland_Pharma_Limited_(MCL_766)		2.24	0.00	2.24	1.50%	0.03	0.00		0.03	0.00	0.03	0.01	No
Radha_Smelters_Private_Limited		30.90	0.00	30.90	1.50%	0.46	0.00		11.07	0.00	11.07	(10.61)	Yes
SP_Jeevaka_Industries_(P)_Ltd_(MDK_1150)		43.82	0.00	43.82	1.50%	0.66	0.00		9.17	0.00	9.17	(8.52)	Yes
SP_Mahalakshmi_Profiles_Pvt_Ltd_MDK_735		7.52	0.00	7.52	1.50%	0.11	0.00		3.32	0.00	3.32	(3.21)	Yes
SP_MS_Agarwal_Foundries_Pvt_Ltd_MDK_893		19.67	0.00	19.67	1.50%	0.30	0.00		1.00	0.00	1.00	(0.71)	Yes
SP_Binjusaria_Ispat_Pvt_Ltd_RJN_1910		9.90	0.00	9.90	1.50%	0.15	0.00		0.41	0.00	0.41	(0.26)	Yes
SP_Salasaar_Iron_And_Steels_Pvt_Ltd_RJN_1957		9.41	0.00	9.41	1.50%	0.14	0.00		0.89	0.00	0.89	(0.75)	Yes
SP_Rayalaseema_Industries_(India)_Private_Limited_RJN_1973		12.43	0.00	12.43	1.50%	0.19	0.00		5.61	0.00	5.61	(5.42)	Yes
SP_Vinayak_Steels_Limited_RJN_371	13.97	0.00	13.97	1.50%	0.21	0.00	1.49	0.00	1.49	(1.28)	Yes		

SP_Devashree_Ispat_Pvt_Ltd_Unit_III_RJN_773		59.92	0.00	59.92	1.50%	0.90	0.00		7.33	0.00	7.33	(6.43)	Yes
SP_Scan_Energy_&Power_Ltd_(RJN_890)		27.63	0.00	27.63	1.50%	0.41	0.00		13.14	0.00	13.14	(12.73)	Yes
SP_KDA_Ispat_Pvt_Ltd_(SDP_1140)		9.51	0.00	9.51	1.50%	0.14	0.00		0.00	0.00	0.00	0.14	No
CP_J_K_Fenner_(India)_Limited_SGR_034		0.24	0.00	0.24	1.50%	0.00	0.00		0.22	0.00	0.22	(0.22)	Yes
SP_Eugia_Pharma_Specialities_Ltd_Unit_III_SGR_1203		1.37	0.00	1.37	1.50%	0.02	0.00		0.58	0.00	0.58	(0.56)	Yes
SP_Alpla_India_Private_Limited_SGR1308		1.62	0.00	1.62	1.50%	0.02	0.00		0.00	0.00	0.00	0.02	No
SP_Hartex_Rubber_Pvt_Limited_SGR_188		0.51	0.00	0.51	1.50%	0.01	0.00		0.01	0.00	0.01	0.00	Yes
SP_Gland_Pharma_Limited_SGR_1953		4.58	0.00	4.58	1.50%	0.07	0.00		0.00	0.00	0.00	0.07	No
SP_MRF_Ltd_Sadasivapeta		72.10	0.00	72.10	1.50%	1.08	0.00		16.75	0.00	16.75	(15.67)	Yes
SP_Tianish_Laboratories_Private_Limited_Unit_1		1.76	0.00	1.76	1.50%	0.03	0.00		0.12	0.00	0.12	(0.10)	Yes
SP_Tianish_Laboratories_Private_Limited_Unit_2		1.71	0.00	1.71	1.50%	0.03	0.00		0.13	0.00	0.13	(0.11)	Yes
SP_PIRAMAL_PHARMA_LIMITED_(SGR_569)		2.06	0.00	2.06	1.50%	0.03	0.00		1.16	0.00	1.16	(1.12)	Yes
ITC BHADRACHALAM		1.08	0.00	1.08	1.50%	0.02	1.08		0.00	0.00	1.08	(1.06)	Yes
SP_Mylan_Laboratories_Ltd_Unit_07_(SGR_694)		0.93	0.00	0.93	1.50%	0.01	0.00		0.00	0.00	0.00	0.01	No
SP_My_Home_Industries_Pvt_Limited_SPT_351		1.41	0.00	1.41	1.50%	0.02	0.00		0.00	0.00	0.00	0.02	No
Sugna_Metals_Limited		13.17	0.00	13.17	1.50%	0.20	0.00		0.00	0.00	0.00	0.20	No
CP_India_Cements_Ltd_VKB_708_Tandur		1.36	0.00	1.36	1.50%	0.02	0.00		0.00	0.00	0.00	0.02	No

Actuals vis-à-vis MoP Target - Captive User*

Wind RPO Compliance Statement												
Name	Financial Year	Total Consumption	Consumption from Distribution Licensee	Consumption from Sources other than Distribution Licensee	Target		Achievement					
					WPO Target for Financial Year as stipulated by the MoP		Wind Energy Consumed	Excess HPO/Other RPO adjusted as allowed by MoP	Purchase of REC if in future allowed to meet WPO	Total (E+F+G)	Deficit/(Surplus) [1-2]	Whether MoP Targets Fulfilled
					(D)	[1=C*D]	(E)	(F)	(G)	[2]	[3]	Yes/No
	FY	(A)	(B)	(C)=(A)-(B)	(%)	(MU)	(MU)	(MU)	(MU)	(MU)	(MU)	
M/s. Kesoram Cements Ltd	2024-25	89.80	7.12	82.68	0.67%	0.55	0.00	0.00	0.00	0.00	0.55	No
M/s. Orient Cements Ltd		153.87	4.68	149.19	0.67%	1.00	0.00	0.00	0.00	0.00	1.00	No
M/s. Sirpur Paper Mills Limited		127.10	3.12	123.98	0.67%	0.83	0.00	0.00	0.00	0.00	0.83	No

M/s. Luxmi Tulasi Agro Paper Ltd		36.50	5.00	31.50	0.67%	0.21	0.00	0.00	0.00	0.00	0.21	No
M/s. Nava Ventures Ltd.		405.96	1.10	404.86	0.67%	2.71	0.00	0.00	0.00	0.00	2.71	No
M/s. ITC Ltd.		700.46	35.88	664.59	0.67%	4.45	0.00	0.00	0.00	0.00	4.45	No
M/s Ramagundam Fertilizers & Chemicals Limited		236.11	21.89	214.22	0.67%	1.44	0.00	0.00	0.00	0.00	1.44	No
M/s Heavy Water Plant		183.63	3.56	180.07	0.67%	1.21	0.00	0.00	0.00	0.00	1.21	No
Zuari Cement Limited		33.77	1.10	32.67	0.67%	0.22	0.00	0.00	0.00	0.00	0.22	No
Anjani Portland Cement Limited.		55.82	1.10	54.73	0.67%	0.37	0.00	0.00	0.00	0.00	0.37	No
My Home Industries Pvt. Ltd.		154.48	1.10	153.39	0.67%	1.03	0.00	0.00	0.00	0.00	1.03	No
Deccan Cements Ltd.		28.89	1.10	27.79	0.67%	0.19	0.00	0.00	0.00	0.00	0.19	No

* Data Under Review by ERC

HPO RPO Compliance Statement													
Name	Financial Year	Total Consumption	Consumption from Distribution Licensee	Consumption from Sources other than Distribution Licensee	Target		Achievement						
					HPO Target for Financial Year as stipulated by the MoP		Particulars	Hydro Energy Consumed	Excess WPO/Other RPO adjusted as allowed by MoP	Purchase of REC if in future allowed to meet HPO	Total (E+F+G)	Deficit/(Surplus) [1-2]	Whether MoP Targets Fulfilled
					(D)	[1=C*D]							
	FY	(A)	(B)	(C) = (A)-(B)	(%)	(MU)	(MU)	(MU)	(MU)	(MU)	(MU)	(MU)	
M/s. Kesoram Cements Ltd	2024-25	89.80	7.12	82.68	0.38%	0.31	From HPs commissioned after the 31st March, 2024	0.00	0.00	0.00	0.00	0.31	No
M/s. Orient Cements Ltd		153.87	4.68	149.19	0.38%	0.57		0.00	0.00	0.00	0.00	0.57	No
M/s. Sirpur Paper Mills Limited		127.10	3.12	123.98	0.38%	0.47		0.00	0.00	0.00	0.00	0.47	No
M/s. Luxmi Tulasi Agro Paper Ltd		36.50	5.00	31.50	0.38%	0.12		0.00	0.00	0.00	0.00	0.12	No
M/s. Nava Ventures Ltd.		405.96	1.10	404.86	0.38%	1.54		0.00	0.00	0.00	0.00	1.54	No
M/s. ITC Ltd.		700.46	35.88	664.59	0.38%	2.53		0.00	0.00	0.00	0.00	2.53	No

HPO RPO Compliance Statement

Name	Financial Year	Total Consumption	Consumption from Distribution Licensee	Consumption from Sources other than Distribution Licensee	Target		Achievement						
					HPO Target for Financial Year as stipulated by the MoP		Particulars	Hydro Energy Consumed	Excess WPO/Other RPO adjusted as allowed by MoP	Purchase of REC if in future allowed to meet HPO	Total (E+F+G)	Deficit/(Surplus) [1-2]	Whether MoP Targets Fulfilled
					(D)	[1=C*D]							
	FY	(A)	(B)	(C) = (A)-(B)	(%)	(MU)	(MU)	(MU)	(MU)	(MU)	(MU)	(MU)	
M/s Ramagundam Fertilizers & Chemicals Limited		236.11	21.89	214.22	0.38%	0.81		0.00	0.00	0.00	0.00	0.81	No
M/s Heavy Water Plant		183.63	3.56	180.07	0.38%	0.68		0.00	0.00	0.00	0.00	0.68	No
Zuari Cement Limited		33.77	1.10	32.67	0.38%	0.12		0.00	0.00	0.00	0.00	0.12	No
Anjani Portland Cement Limited.		55.82	1.10	54.73	0.38%	0.21		0.00	0.00	0.00	0.00	0.21	No
My Home Industries Pvt. Ltd.		154.48	1.10	153.39	0.38%	0.58		0.00	0.00	0.00	0.00	0.58	No
Deccan Cements Ltd.		28.89	1.10	27.79	0.38%	0.11		0.00	0.00	0.00	0.00	0.11	No

* Data Under Review by ERC

Distributed Renewable Energy RPO Compliance Statement

Name	Financial Year	Total Consumption	Consumption from Distribution Licensee	Consumption from Sources other than Distribution Licensee	Target		Achievement			
					Distributed Renewable Energy Target for Financial Year as stipulated by the MoP		Particulars	Energy Consumed from DRE Sources	Deficit/(Surplus) [1-2]	Whether MoP Targets Fulfilled
					(D)	[1=C*D*10^6]				
	FY	(A)	(B)	(C) = (A)-(B)	(%)	kWh		kWh	kWh	
M/s. Kesoram Cements Ltd	2024-25	89.80	7.12	82.68	1.50%	1240248.99	From renewable energy projects that are less than	0	1240248.99	No
M/s. Orient Cements Ltd		153.87	4.68	149.19	1.50%	2237815.49		0	2237815.49	No
M/s. Sirpur Paper Mills Limited		127.10	3.12	123.98	1.50%	1859630.64		0	1859630.64	No
M/s. Luxmi Tulasi Agro Paper Ltd		36.50	5.00	31.50	1.50%	472461.87		0	472461.87	No

Distributed Renewable Energy RPO Compliance Statement

Distributed Renewable Energy RPO Compliance Statement														
Name	Financial Year	Total Consumption	Consumption from Distribution Licensee	Consumption from Sources other than Distribution Licensee	Target		Achievement							
					Distributed Renewable Energy Target for Financial Year as stipulated by the MoP						Particulars	Energy Consumed from DRE Sources	Deficit/(Surplus) [1-2]	Whether MoP Targets Fulfilled
					(D)	[1=C*D*10^6]	kWh	kWh	kWh	Yes/No				
					(%)	kWh								
	FY	(A)	(B)	(C) = (A)-(B)	(%)	kWh		kWh	kWh					
M/s. Nava Ventures Ltd.		-	-	404.86	1.50%	6072961.98	10 MW in size	0	6072961.98	No				
M/s. ITC Ltd.		700.46	35.88	664.59	1.50%	9968791.02		0	9968791.02	No				
M/s Ramagundam Fertilizers & Chemicals Limited		-	-	214.22	1.50%	3213341.97		0	3213341.97	No				
M/s Heavy Water Plant		183.63	3.56	180.07	1.50%	2701050.00		0	2701050.00	No				
Zuari Cement Limited				32.67	1.50%	490080.48		0	490080.48	No				
Anjani Portland Cement Limited.		55.82	1.10	54.73	1.50%	820875.48		0	820875.48	No				
My Home Industries Pvt. Ltd.		154.48	1.10	153.39	1.50%	2300801.88		0	2300801.88	No				
Deccan Cements Ltd.				27.79	1.50%	416850.03		0	416850.03	No				

* Data Under Review by ERC

Other RPO Compliance Statement

Other RPO Compliance Statement																					
Name	Financial Year	Total Consumption	Consumption from Distribution Licensee	Consumption from Sources other than Distribution Licensee	Target		Achievement														
					Other RPO Target for Financial Year as stipulated by MoP					Particulars	Solar	Wind	Hydro	Other (Please Specify)	Total (E+F+G+H)	Deficit/(Surplus) [1-2]	Whether MoP Targets Fulfilled				
					(D)	[1=A*B]	(E)	(F)	(G)									(H)	[2]	[3]	Yes/No
					(%)	(MU)															
	FY	(A)	(B)	(C) = (A)-(B)	(D)	[1=A*B]		(E)	(F)	(G)	(H)	[2]	[3]								
M/s. Kesoram Cements Ltd	2024-25	89.80	7.12	82.68	27.35 %	22.61	#														
							Excess of WPO and HPO to be adjusted as per MoP Order					32.64	(10.03)	Yes							
							Purchase of	32.64													

Other RPO Compliance Statement

Name	Financial Year	Total Consumption	Consumption from Distribution Licensee	Consumption from Sources other than Distribution Licensee	Target		Particulars	Achievement						Whether MoP Targets Fulfilled	
					Other RPO Target for Financial Year as stipulated by MoP			Solar	Wind	Hydro	Other (Please Specify)	Total (E+F+G+H)	Deficit/(Surplus) [1-2]		Yes/No
					(D)	[1=A*B]		(E)	(F)	(G)	(H)	[2]	[3]		
		(MU)	(MU)	(MU)	(%)	(MU)	(MU)	(MU)	(MU)	(MU)	(MU)				
							Renewable Energy Certificates								
							Total	32.64	0.00	0.00	0.00				
M/s. Orient Cements Ltd	2024-25	153.87	4.68	149.19	27.35 %	40.80	#					8.125	32.68	No	
							Excess of WPO and HPO to be adjusted as per MoP Order								
							Purchase of Renewable Energy Certificates	8.125							
							Total	8.125	0.00	0.00	0.00				
M/s. Sirpur Paper Mills Limited	2024-25	127.10	3.12	123.98	27.35 %	33.91	#					0.00	33.91	No	
							Excess of WPO and HPO to be adjusted as per MoP Order								
							Purchase of Renewable Energy Certificates								

Other RPO Compliance Statement

Name	Financial Year	Total Consumption	Consumption from Distribution Licensee	Consumption from Sources other than Distribution Licensee	Target		Achievement							Whether MoP Targets Fulfilled
					Other RPO Target for Financial Year as stipulated by MoP		Particulars	Solar	Wind	Hydro	Other (Please Specify)	Total (E+F+G+H)	Deficit/(Surplus) [1-2]	
					(D)	[1=A*B]		(E)	(F)	(G)	(H)	[2]	[3]	
	FY	(A)	(B)	(C) = (A)-(B)	(%)	(MU)	(MU)	(MU)	(MU)	(MU)	(MU)	(MU)		
							Total	0.00	0.00	0.00	0.00			
M/s. Luxmi Tulasi Agro Paper Ltd	2024-25	36.50	5.00	31.50	27.35 %	8.61	#					3.01	5.60	No
							Excess of WPO and HPO to be adjusted as per MoP Order							
							Purchase of Renewable Energy Certificates							
							Total	3.01	0.00	0.00	0.00			
M/s. Nava Ventures Ltd.	2024-25	405.96	1.10	404.86	27.35 %	110.73	#					0.00	110.73	No
							Excess of WPO and HPO to be adjusted as per MoP Order							
							Purchase of Renewable Energy Certificates							
							Total	0.00	0.00	0.00	0.00			
M/s. ITC Ltd.	2024-25	700.46	35.88	664.59	27.35 %	181.76	#		25			25.11	156.65	No

Other RPO Compliance Statement

Name	Financial Year	Total Consumption	Consumption from Distribution Licensee	Consumption from Sources other than Distribution Licensee	Target		Achievement								Whether MoP Targets Fulfilled
					Other RPO Target for Financial Year as stipulated by MoP		Particulars	Solar	Wind	Hydro	Other (Please Specify)	Total (E+F+G+H)	Deficit/(Surplus) [1-2]		
					(D)	[1=A*B]		(E)	(F)	(G)	(H)	[2]	[3]		
					(%)	(MU)		(MU)	(MU)	(MU)	(MU)	(MU)	(MU)		
							Excess of WPO and HPO to be adjusted as per MoP Order								
							Purchase of Renewable Energy Certificates								
							Total	0.00	25.11	0.00	0.00				
M/s Ramagundam Fertilizers & Chemicals Limited	2024-25	236.11	21.89	214.22	27.35 %	58.59	#								
							Excess of WPO and HPO to be adjusted as per MoP Order					0.00	58.59	No	
							Purchase of Renewable Energy Certificates								
							Total	0.00	0.00	0.00	0.00				
M/s Heavy Water Plant	2024-25	183.63	3.56	180.07	27.35 %	49.25	#	15							
							Excess of WPO and HPO to be adjusted as per					15.32	33.93	No	

Other RPO Compliance Statement

Name	Financial Year	Total Consumption	Consumption from Distribution Licensee	Consumption from Sources other than Distribution Licensee	Target		Particulars	Achievement						Whether MoP Targets Fulfilled	
					Other RPO Target for Financial Year as stipulated by MoP			Solar	Wind	Hydro	Other (Please Specify)	Total (E+F+G+H)	Deficit/(Surplus) [1-2]		Yes/No
					(D)	[1=A*B]		(E)	(F)	(G)	(H)	[2]	[3]		
		(MU)	(MU)	(MU)	(%)	(MU)	(MU)	(MU)	(MU)	(MU)	(MU)				
							MoP Order								
							Purchase of Renewable Energy Certificates								
							Total	15.32	0.00	0.00	0.00				
Zuari Cement Limited	2024-25	33.77	1.10	32.67	27.35%	8.94	#								
							Excess of WPO and HPO to be adjusted as per MoP Order					3.55	5.39	No	
							Purchase of Renewable Energy Certificates	3.55							
							Total	3.55	0.00	0.00	0.00				
Anjani Portland Cement Limited.	2024-25	55.82	1.10	54.73	27.35%	14.97	#								
							Excess of WPO and HPO to be adjusted as per MoP Order					5.86	9.10	No	
							Purchase of Renewabl								

Other RPO Compliance Statement

Other RPO Compliance Statement																					
					Target		Achievement														
Name	Financial Year	Total Consumption	Consumption from Distribution Licensee	Consumption from Sources other than Distribution Licensee	Other RPO Target for Financial Year as stipulated by MoP		Particulars	Solar	Wind	Hydro	Other (Please Specify)	Total (E+F+G+H)	Deficit/(Surplus) [1-2]	Whether MoP Targets Fulfilled							
					(D)	[1=A*B]									(E)	(F)	(G)	(H)	[2]	[3]	Yes/No
					(MU)	(MU)									(MU)	(MU)	(MU)	(MU)	(MU)	(MU)	(MU)
							e Energy Certificates														
							Total	5.86	0.00	0.00	0.00										
My Home Industries Pvt. Ltd.	2024-25	154.48	1.10	153.39	27.35 %	41.95	#														
							Excess of WPO and HPO to be adjusted as per MoP Order					0.00	41.95	No							
							Purchase of Renewable Energy Certificates														
							Total	0.00	0.00	0.00	0.00										
Deccan Cements Ltd.	2024-25	28.89	1.10	27.79	27.35 %	7.60	#														
							Excess of WPO and HPO to be adjusted as per MoP Order					0.20	7.40	No							
							Purchase of Renewable Energy Certificates														
							Total	0.20	0.00	0.00	0.00										

* Data Under Review by ERC

renewable energy component met by energy produced from any renewable energy power project other than sources which considered to meet WPO, HPO and Distributed Renewable Energy (from all WPPs and Hydro Power Projects [including Pump Storage Projects (PSPs) and Small Hydro Projects (SHPs)], including free power, commissioned before the 1st April, 2024)

Actuals vis-à-vis SERC Target - Captive User*

Solar RPO Compliance Statement													
Name of OA Consumers/Captive Users	Financial Year	Total Actual Energy Consumption During the Year	Energy Consumption from Distribution Licensee	Energy Consumption from Sources other than Distribution Licensee	Target		Achievement						
					Solar RPO Target for the FY as stipulated by the State Commission Regulations/Order		Solar Energy consumed	Units consumed from Other Sources of Renewable Energy for adjustment. If allowed by SERC, Please Specify		REC Purchased to meet Solar RPO	Total of Units consumed and REC Purchased to meet Solar RPO [6+7+8]	Deficit/(Surplus) [5-9]	Whether State Solar Targets Fulfilled
					[4]	[5=4*3]		Source of RE	[7]				
	FY	[1]	[2]	[3=1-2]	%	(MU)	(MU)		(MU)	(MU)	(MU)	(MU)	
M/s. Kesoram Cements Ltd	2024-25	89.80	7.12	82.68	9.00%	7.44	0.00	0.00		32.64	32.64	(25.20)	Yes
M/s. Orient Cements Ltd		153.87	4.68	149.19	9.00%	13.43	0.00	0.00	0.00	8.13	8.13	5.30	No
M/s. Sirpur Paper Mills Limited		127.10	3.12	123.98	9.00%	11.16	0.00	0.00	0.00	0.00	0.00	11.16	No
M/s. Luxmi Tulasi Agro Paper Ltd		36.50	5.00	31.50	9.00%	2.83	0.00	0.00	0.00	3.01	3.01	(0.18)	Yes
M/s. Nava Ventures Ltd.		405.96	1.10	404.86	9.00%	36.44	0.00	0.00	0.00	0.00	0.00	36.44	No
M/s. ITC Ltd.		700.46	35.88	664.59	9.00%	59.81	0.00	0.00	0.00	0.00	0.00	59.81	No
M/s Ramagundam Fertilizers & Chemicals Limited		236.11	21.89	214.22	9.00%	19.28	0.00	0.00	0.00	0.00	0.00	19.28	No
M/s Heavy Water Plant		183.63	3.56	180.07	9.00%	16.21	15.32	0.00	0.00	0.00	15.32	0.88	No
Zuari Cement Limited		33.77	0.00	33.77	9.00%	3.04	0.00	0.00	0.00	3.55	3.55	(0.51)	Yes
Anjani Portland Cement Limited.		55.82	0.00	55.82	9.00%	5.02	0.00	0.00	0.00	5.86	5.86	(0.84)	Yes
My Home Industries Pvt. Ltd.		154.48	0.00	154.48	9.00%	13.90	0.00	0.00	0.00	0.00	0.00	13.90	No
Deccan Cements Ltd.		28.89	0.00	28.89	9.00%	2.60	0.00	0.00	0.00	0.20	0.20	2.40	No

* Data Under Review by ERC

Other RPO Compliance Statement

Name of OA Consumers/Captive Users	Financial Year	Total Actual Energy Consumption During the Year	Energy Consumption from Distribution Licensee	Energy Consumption from Sources other than Distribution Licensee	Target		Achievement						Whether State Other RPO Targets Fulfilled	
					Other RPO Target for the FY as stipulated by the State Commission Regulations/Order		Units consumed from Other Renewable Energy Sources	Units consumed from Other Sources of Renewable Energy for adjustment. If any, Please Specify		REC purchased to meet other RPO	Total of Units consumed and REC to meet Other RPO [6+7+8]	Deficit/(Surplus) [5-9]		
					[4]	[5=4*3]		Source of RE	[7]					[8]
	FY	[1]	[2]	[3=1-2]	%	(MU)	(MU)	(MU)	(MU)	(MU)	(MU)	(MU)	Yes/No	
		(MU)	(MU)	(MU)	%	(MU)	(MU)		(MU)	(MU)	(MU)	(MU)		
M/s. Kesoram Cements Ltd	2024-25	89.80	7.12	82.68	1.50%	7.44		0.00		0.00	0.00	1.24	No	
M/s. Orient Cements Ltd		153.87	4.68	149.19	1.50%	2.24	0.00	0.00	0.00	0.00	0.00	2.24	No	
M/s. Sirpur Paper Mills Limited		127.10	3.12	123.98	1.50%	1.86	0.00	0.00	0.00	0.00	0.00	1.86	No	
M/s. Luxmi Tulasi Agro Paper Ltd		36.50	0.00	0.00	1.50%	0.55	0.00	0.00	0.00	0.00	0.00	0.55	No	
M/s. Nava Ventures Ltd.		405.96	1.10	404.86	1.50%	6.07	0.00	0.00	0.00	0.00	0.00	6.07	No	
M/s. ITC Ltd.		700.46	35.88	664.59	1.50%	9.97	25.11	0.00	0.00	0.00	0.00	25.11	(15.14)	Yes
M/s Ramagundam Fertilizers & Chemicals Limited		236.11	21.89	214.22	1.50%	3.21	0.00	0.00	0.00	0.00	0.00	0.00	3.21	No
M/s Heavy Water Plant		183.63	3.56	180.07	1.50%	2.70	0.00	0.00	0.00	0.00	0.00	0.00	2.70	No
Zuari Cement Limited		33.77	1.10	32.67	1.50%	0.49	0.00	0.00	0.00	0.00	0.00	0.00	0.49	No
Anjani Portland Cement Limited.		55.82	1.10	54.73	1.50%	0.82	0.00	0.00	0.00	0.00	0.00	0.00	0.82	No
My Home Industries Pvt. Ltd.		154.48	1.10	153.39	1.50%	2.30	0.00	0.00	0.00	0.00	0.00	0.00	2.30	No
Deccan Cements Ltd.	28.89	1.10	27.79	1.50%	0.42	0.00	0.00	0.00	0.00	0.00	0.00	0.42	No	

* Data Under Review by ERC

3.54 Analysis of Renewable Purchase Obligations (RPO) compliance for the State of Telangana

The targets set by the Ministry of Power (MoP) for WPO, HPO, DRE and Other RPO Targets for FY 2024-25 were 0.67%, 0.38%, 1.5% and 27.35%, respectively. The Telangana State Electricity Regulatory Commission vide its Telangana State Electricity Regulatory Commission Renewable Power Purchase Obligation (Compliance by Purchase of Renewable Energy/Renewable Energy Certificates) Regulation, 2022 dated 04.04.2022, set target for renewable energy obligation for the FY 2024-25 as 9.00% and 1.50% for Solar and Non-Solar respectively.

The ERC has submitted RPO compliance data for FY 2024-25 vis-à-vis target specified by MoP as well as SERC with respect to the State DISCOMs, Open Access Consumers and Captive Users.

Distribution Licensees

Against the targets set by the MoP, TGSPDCL fail to comply any of the category wise RPO category. TGNPDCL only meet the DRE target set by MoP. The total RPO met by the TGSPDCL and TGNPDCL is 20.70% and 20.09% respectively which suggests on overall basis, both the DISCOMs fell short of the consolidated target of 29.91% specified by MoP.

When compared to the State ERCs Target, both the Distribution Licensees meet the solar and Non-Solar RPO target.

Open Access Consumers

Against the targets set by the MoP, out of 32 only 13 nos. of Open Access Consumers comply with Other RPO Target and, none of the Open Access Consumers comply with the Wind, HPO and DRE RPO Target.

When compared to the State ERCs Target, out of 32 nos. of OA Consumers, 22 nos. comply with the Solar target and 23 nos. comply with the Non-Solar target.

Captive Users

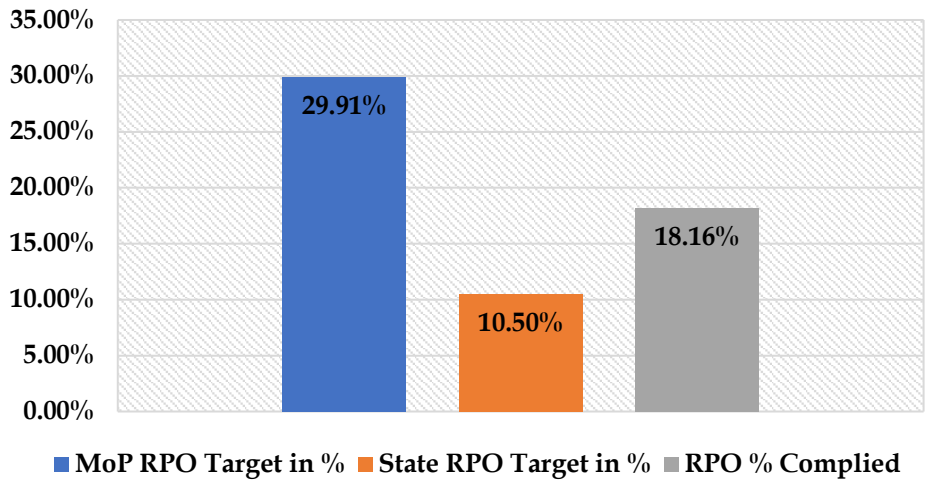
Against the targets set by the MoP, only one out of 12 nos. of Captive Users comply with Other RPO Target and none of the Captive Users has complied with the Wind, HPO and DRE RPO target.

When compared to the State ERCs Target, out of 12 nos. of Captive Users, only 4 nos. comply with Solar target and one comply with Other RPO target respectively.

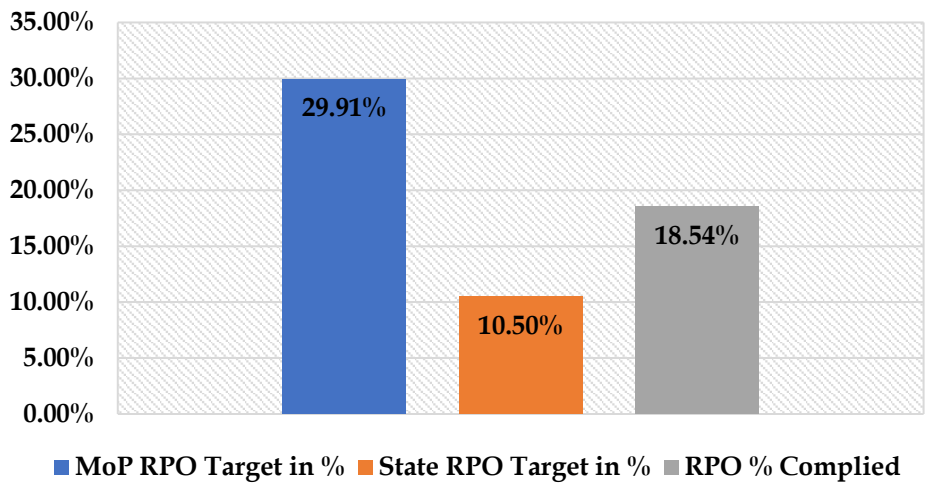
Graphical Representation of Compliance of DISCOM

The graphical representation of the RPO compliance of State DISCOM is shown below-

TGNPDCL



TGSPDCL



3.55 Renewable Purchase Obligations (RPO) compliance for the State of Uttar Pradesh

- ❖ The State ERC of Uttar Pradesh has submitted RPO Compliance data vis-à-vis SERC Targets for FY 2024-25 for DISCOMs, Captive and Open Access User. The RPO Compliance data as provided by the State Commission, is reproduced as under.

Actuals vis-à-vis SERC DISCOM

UPERC Consolidated DISCOM RPO Compliance															
Name	Financial Year	Actual Energy Consumption during the year	UPERC Target for RPO in%							Actual RPO Achieved in MU			Deficit/(Surplus)		
			Solar (%)	Non-solar (%)	HPO (%)	Total (%)	Solar (MU)	Non-solar (MU)	HPO (MU)	Solar (MU)	Non-solar (MU)	HPO (MU)	Solar (MU)	Non-solar (MU)	HPO (MU)
1	2	3	4	5	6	7=4+5+6	8=4*3	9=5*3	10=6*3	12	13	14	15=8-12	16=9-13	17=10-14
DISCOM Consolidated	FY 2024-25	165446	5.00%	7.00%	3.00%	15.00%	8272.3	11581.22	4963.38	5440	6065	529	2832.30	5516.22	4434.38

Actuals vis-à-vis SERC OA and Captive Users (Consolidated)

Financial Year	Total Actual Energy Consumption During the Year	Energy Consumption from Distribution Licensee	Energy Consumption from Sources other than Distribution Licensee	Target for Solar/HPO/Other Non-Solar RPO as per State Commission Regulations/Order for the FY		Solar/HPO/Other Non-Solar Energy consumed	Units consumed from Other Sources of Renewable Energy for adjustment, if allowed by SERC		REC Purchased towards Compliance of Solar/HPO/Other Non-Solar RPO	Total of Energy Consumed and REC Purchased towards Solar/HPO/Other Non-Solar RPO	Deficit/(Surplus)	Whether State Targets Fulfilled
				%	MU		Source of RE	MU				
FY	MU	MU	MU	4	5=4*1 (As "2" is zero)	6	7	8	9 = (6+7+8)	10 = (5-9)	Yes/No	
2024-25	2818075.08	0.00	2818075.08	15.00%	422711.26	188864.24	-	0.00	16524.35	205388.58	217322.68	No

Note: There are total 463 no. of OA and Captive Users in the State of Uttar Pradesh. The Consolidated data for these entities is shown in the above Table. The status of compliance as well as individual data of these OA and Captive Users is attached in Annexure-1.

3.56 Analysis of Renewable Purchase Obligations (RPO) compliance for the State of Uttar Pradesh

The RPO targets set by the Ministry of Power (MoP) for WPO, HPO, DRE and Other RPO Targets for FY 2024-25 were 0.67%, 0.38%, 1.5% and 27.35%, respectively. The RPO target specified by the State ERC in the “Uttar Pradesh Electricity Regulatory Commission (Promotion of Green Energy through Renewable Purchase Obligation) (First Amendment) Regulation 2019” dated 16.08.2019 the set target for renewable energy obligation for the FY 2024-25 as 7.00%, 3.00% and 5.0% for Non-Solar, HPO and Solar respectively.

The ERC has submitted RPO compliance data for FY 2024-25 vis-à-vis target specified by SERC for DISCOM, OA and Captive User, whereas the ERC has not provided the data related to RPO compliance with respect to the MoP targets.

Distribution Licensees

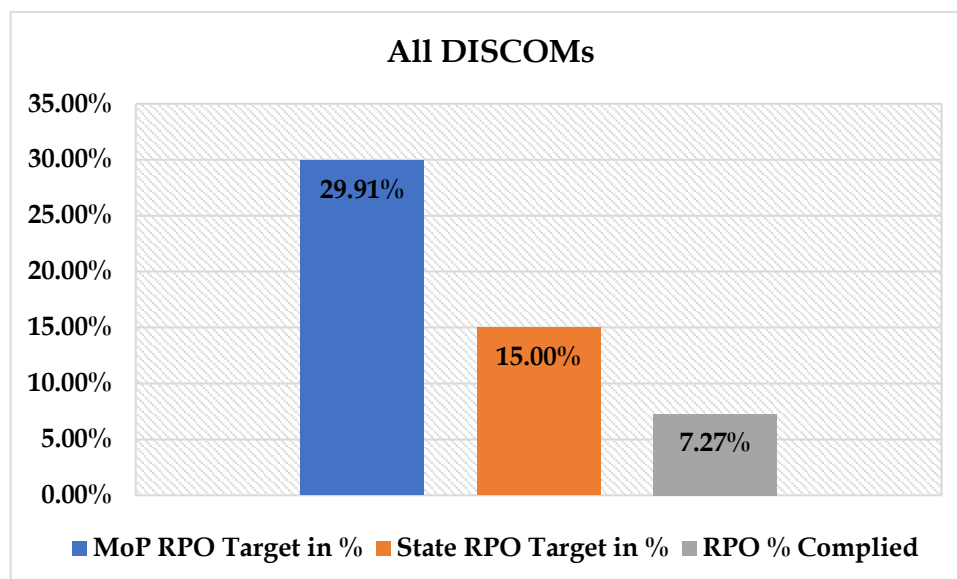
It is observed that as against the targets specified by the State ERC, the DISCOMs in the FY 2024-25 failed to comply with category wise Solar, Non-Solar and HPO Target. The total RPO met by the DISCOM is 7.27% which suggests on overall basis, the Discom fell short of the consolidated target of 15.00% specified by the State.

Captive Users and Open Access Consumers

It is observed that as against the targets specified by the State, out of all the 463 nos. of Captive Users and OA Consumer 181 nos. of Captive Users and OA consumers were able to comply with the State RPO target and 107 nos. of Captive Users and OA consumers have zero consumption.

Graphical Representation of Compliance of DISCOM

The graphical representation of the RPO compliance of State DISCOM is shown below-



3.57 Renewable Purchase Obligations (RPO) compliance for the State of West Bengal

- ❖ The State ERC of West Bengal has submitted RPO Compliance data vis-à-vis SERC Targets for FY 2024-25 for DISCOMs only. The RPO Compliance data as provided by the State Commission, is reproduced as under.

Actuals vis-à-vis SERC DISCOM

SERC RPO Compliance Statement (Consolidated)											
			Target		Achievement						
Name	Financial Year	Actual Energy Consumption During the Year	Stated RPO Target for the FY as stipulated by the State Commission Regulations/Order		Energy consumed from the stated RPO Source	Units consumed from Other Sources of Renewable Energy for adjustment. If allowed by SERC, Please Specify		REC purchased to meet Stated RPO	Total of Units consumed, including REC Purchased	Deficit/(Surplus)	Whether State Targets Fulfilled
	FY	MU	%	MU	MU	Source of RE	MU	MU	MU	MU	Yes/No
	2024-25	1	2	3=2*1	4		5	6	7=4+5+6	8=3-7	
CESC	2024-27	11498.00	17%	1954.66	288.00				288.00	1666.66	No

Solar RPO Compliance Statement											
			Target		Achievement						
Name	Financial Year	Actual Energy Consumption During the Year	Solar RPO Target for the FY as stipulated by the State Commission Regulations/Order		Solar Energy Consumed	Units consumed from Other Sources of Renewable Energy for adjustment. If allowed by SERC, Please Specify		Purchase of REC to meet Solar RPO	Total of Units consumed, and REC purchased to meet Solar RPO	Deficit/(Surplus)	Whether State Targets Fulfilled
	FY	MU	%	MU	MU	Source of RE	MU	MU	MU	MU	Yes/No
		1	2	3=2*1	4		5	6	7=4+5+6	8=3-7	
IPCL	2024-25	898.03	6.00%	53.88	323.55				323.55	(269.67)	Yes
WBSEDCL	2024-25	43172.90	6.00%	2590.37	560.51				560.51	2029.86	No
DVC	2024-25	8352.47	6.00%	501.15	25.21			476.9	502.11	(0.96)	Yes

Non-Solar RPO Compliance Statement											
			Target		Achievement						
Name	Financial Year	Actual Energy Consumption During the Year	Non-Solar RPO Target for the FY as stipulated by the State Commission Regulations/Order		Non-Solar Energy Consumed	Units consumed from Other Sources of Renewable Energy for adjustment. If allowed by SERC, Please Specify		Purchase of REC to meet Non-Solar RPO	Total of Units consumed, and REC purchased to meet Solar RPO	Deficit/(Surplus)	Whether State Targets Fulfilled
	FY	MU	%	MU	MU	Source of RE	MU	MU	MU	MU	Yes/No
		1	2	3=2*1	4		5	6	7=4+5+6	8=3-7	
IPCL	2024-25	898.03	11.00%	98.78	250.92				250.92	(152.14)	Yes
WBSEDCL	2024-25	43172.90	11.00%	4749.02	385.82				385.82	4363.20	No

DVC	2024-25	8352.47	11.00%	918.77	166.6			755.32	921.92	(3.15)	Yes
-----	---------	---------	--------	--------	-------	--	--	--------	--------	--------	-----

3.58 Analysis of Renewable Purchase Obligations (RPO) compliance for the State of West Bengal

The RPO targets set by the Ministry of Power (MoP) for WPO, HPO, DRE and Other RPO Targets for FY 2024-25 were 0.67%, 0.38%, 1.5% and 27.35%, respectively. The State ERC in the “West Bengal Electricity Commission (Cogeneration and Generation of Electricity from Renewable Sources of Energy) First Amendment, 2020” dated 21.12.2020 specified the Solar and Non-Solar RPO as 6.00% and 11.00% respectively. The SERC is yet to revise/ amend the RPO for the future years. Therefore, the same RPO target of 2022-23 is considered for 2024-25, till further revision by the SERC.

The ERC has submitted RPO compliance data for FY 2024-25 vis-à-vis target specified by SERC with respect to the State DISCOMs, whereas the ERC has not provided the data related to RPO compliance with respect to MoP and data related to Open Access Consumers and Captive Users.

Distribution Licensees

The State ERC has submitted the consolidated RPO data with respect to RPO target of CSEC Limited as specified by SERC.

It is observed that as against the targets specified by the SERC, DVC and IPCL has complied with the Solar and Non-Solar RPO target, whereas the other two Utilities i.e. CESC and WBSEDCL failed to comply with the RPO target as specified by the SERC. The total RPO met by DVC, IPCL, CESC and WBSEDCL is 17.05%, 63.97%, 2.50% and 2.19% respectively.

Graphical Representation of Compliance of DISCOM

The graphical representation of the RPO compliance of State DISCOM is shown below-

